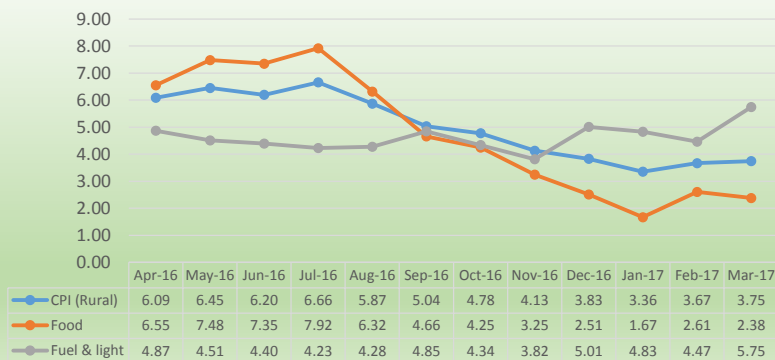


Consumer Price Index (Rural) for Major Commodities			
Month	CPI (Rural)	Food	Fuel & light
Apr-16	6.09	6.55	4.87
May-16	6.45	7.48	4.51
Jun-16	6.20	7.35	4.40
Jul-16	6.66	7.92	4.23
Aug-16	5.87	6.32	4.28
Sep-16	5.04	4.66	4.85
Oct-16	4.78	4.25	4.34
Nov-16	4.13	3.25	3.82
Dec-16	3.83	2.51	5.01
Jan-17	3.36	1.67	4.83
Feb-17	3.67	2.61	4.47
Mar-17	3.75	2.38	5.75

Mar - 17 - provisional

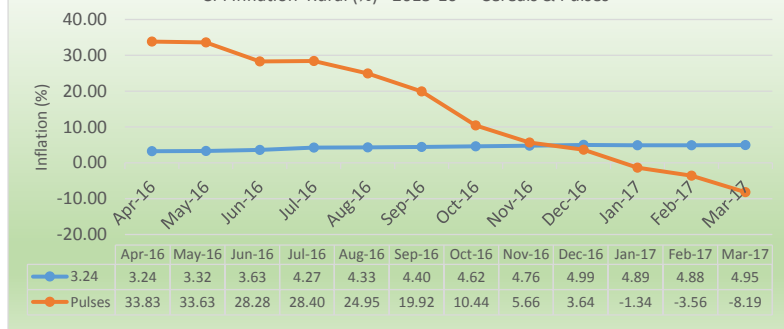
CPI Inflation Rural (%) - 2015-16 - Combined, Food, Fuel & Light



Month	Cereals	Pulses
Apr-16	3.24	33.83
May-16	3.32	33.63
Jun-16	3.63	28.28
Jul-16	4.27	28.40
Aug-16	4.33	24.95
Sep-16	4.40	19.92
Oct-16	4.62	10.44
Nov-16	4.76	5.66
Dec-16	4.99	3.64
Jan-17	4.89	-1.34
Feb-17	4.88	-3.56
Mar-17	4.95	-8.19

Mar 17 - provisional

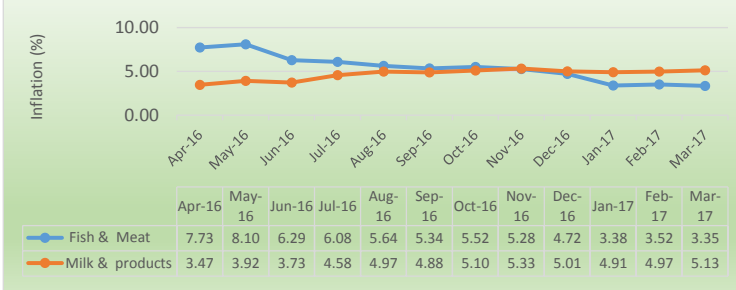
CPI Inflation Rural (%) - 2015-16 - Cereals & Pulses



Month	Fish & Meat	Milk & products
Apr-16	7.73	3.47
May-16	8.10	3.92
Jun-16	6.29	3.73
Jul-16	6.08	4.58
Aug-16	5.64	4.97
Sep-16	5.34	4.88
Oct-16	5.52	5.10
Nov-16	5.28	5.33
Dec-16	4.72	5.01
Jan-17	3.38	4.91
Feb-17	3.52	4.97
Mar-17	3.35	5.13

Mar 17 - provisional

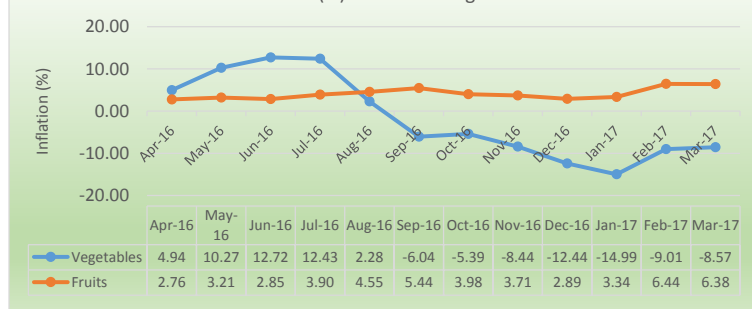
CPI Inflation Rural (%) - 2015-16- Eggs, Fish and Meat & Milk and Milk Products



Month	Vegetables	Fruits
Apr-16	4.94	2.76
May-16	10.27	3.21
Jun-16	12.72	2.85
Jul-16	12.43	3.90
Aug-16	2.28	4.55
Sep-16	-6.04	5.44
Oct-16	-5.39	3.98
Nov-16	-8.44	3.71
Dec-16	-12.44	2.89
Jan-17	-14.99	3.34
Feb-17	-9.01	6.44
Mar-17	-8.57	6.38

Mar 17 - provisional

CPI Inflation Rural (%) - 2015-16 -Vegetables & Fruits



Note : Base 2012 = 100

Source: Central Statistics Office, Ministry of Statistics and Programme Implementation, Government of India