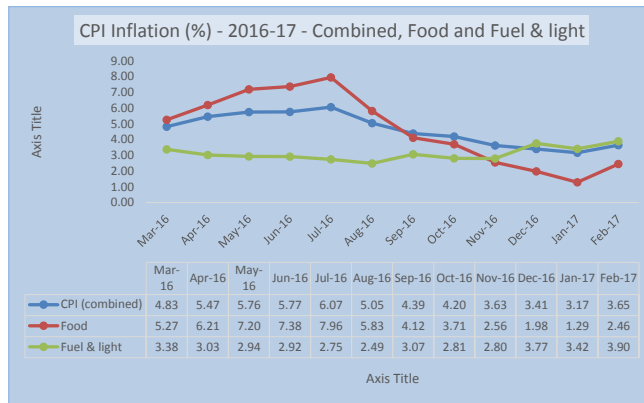


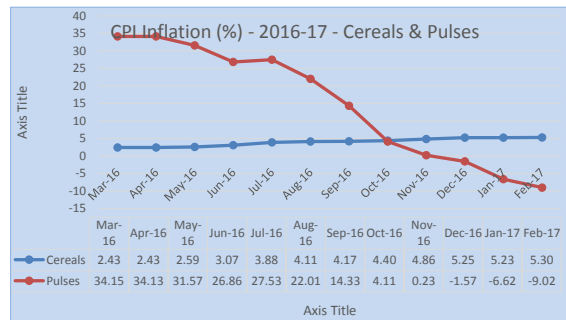
Consumer Price Index (Combined) for Major Commodities			
Month	CPI (combined)	Food	Fuel & light
Mar-16	4.83	5.27	3.38
Apr-16	5.47	6.21	3.03
May-16	5.76	7.20	2.94
Jun-16	5.77	7.38	2.92
Jul-16	6.07	7.96	2.75
Aug-16	5.05	5.83	2.49
Sep-16	4.39	4.12	3.07
Oct-16	4.20	3.71	2.81
Nov-16	3.63	2.56	2.80
Dec-16	3.41	1.98	3.77
Jan-17	3.17	1.29	3.42
Feb-17	3.65	2.46	3.90

Feb 17 - Provisional



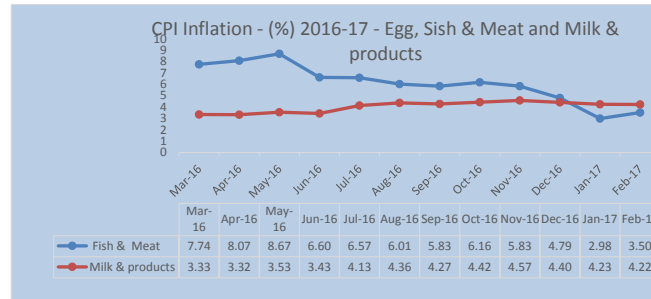
Month	Cereals	Pulses
Mar-16	2.43	34.15
Apr-16	2.43	34.13
May-16	2.59	31.57
Jun-16	3.07	26.86
Jul-16	3.88	27.53
Aug-16	4.11	22.01
Sep-16	4.17	14.33
Oct-16	4.40	4.11
Nov-16	4.86	0.23
Dec-16	5.25	-1.57
Jan-17	5.23	-6.62
Feb-17	5.30	-9.02

Feb 17 - Provisional



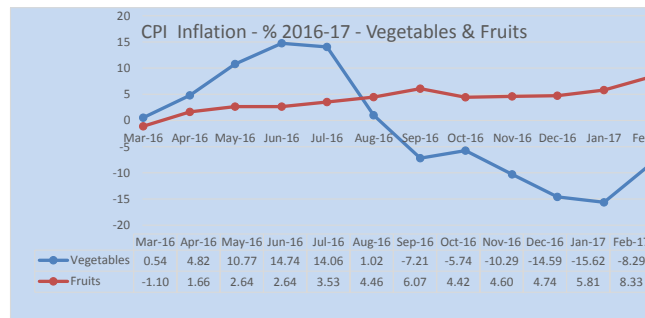
Month	Fish & Meat	Milk & products
Mar-16	7.74	3.33
Apr-16	8.07	3.32
May-16	8.67	3.53
Jun-16	6.60	3.43
Jul-16	6.57	4.13
Aug-16	6.01	4.36
Sep-16	5.83	4.27
Oct-16	6.16	4.42
Nov-16	5.83	4.57
Dec-16	4.79	4.40
Jan-17	2.98	4.23
Feb-17	3.50	4.22

Feb 17 - Provisional



Month	Vegetables	Fruits
Mar-16	0.54	-1.10
Apr-16	4.82	1.66
May-16	10.77	2.64
Jun-16	14.74	2.64
Jul-16	14.06	3.53
Aug-16	1.02	4.46
Sep-16	-7.21	6.07
Oct-16	-5.74	4.42
Nov-16	-10.29	4.60
Dec-16	-14.59	4.74
Jan-17	-15.62	5.81
Feb-17	-8.29	8.33

Feb 17 - Provisional



Note: Base 2012 = 100

Source: Central Statistics Office, Ministry of Statistics and Programme Implementation, Government of India