



NABARD

STATUS OF
MICROFINANCE IN INDIA

2017 - 18



श्री. के. वेंकटेश्वर राव, मुख्य महाप्रबंधक द्वारा प्रकाशित
सूक्ष्म ऋण नवप्रवर्तन विभाग
राष्ट्रीय कृषि और ग्रामीण विकास बैंक
प्रधान कार्यालय : प्लॉट सं. सी-२४, जी ब्लॉक,
बान्द्रा-कुर्ला कॉम्प्लेक्स, बान्द्रा (पूर्व), मुंबई - ४०००५१

Published by Shri. K. Venkateswara Rao
Chief General Manager
Micro Credit Innovations Department
National Bank for Agriculture and Rural Development
Head Office : Plot No. C-24, 'G' Block, Bandra-Kurla Complex,
Bandra (E), Mumbai - 400 051, India.

DESIGNED BY



www.spentamultimedia.com



STATUS OF
MICROFINANCE IN INDIA
2017 - 18



“ SHGs, SAVING FOR THE PRESENT, SECURING THE FUTURE ”

DISCLAIMER

This Status of Microfinance in India report has been prepared based on the data compiled and collated by us as received from various reporting banks across the country. While due care has been taken to ensure the correctness and purity of the data, NABARD does not exercise any editorial control over the data reproduced here. NABARD is therefore not responsible for data inaccuracies, if any, reported in this publication.



FOREWORD

NABARD takes pride in the fact that the Self Help Group - Bank Linkage Programme, which is the largest microfinance programme in the world, today touches nearly

11

crore households through more than

87

*lakh SHGs with deposits
of over*

₹ 19500

*crore and annual loan
offtake of more than*

₹ 47000

crore and loan outstanding of over

₹ 75500

crore



Inclusive development is one of the critical determinants of national growth and its importance increases manifold in a developing and vast country like India. The poor living in villages represent the country's vulnerability, arising out of their unequal access to financial literacy, products and services. NABARD has been working towards bringing the excluded population into the formal banking system by addressing both demand and supply side constraints through, among others, the Self Help Group Bank Linkage Programme (SHGBLP), Joint Liability Groups and other similar initiatives.

The SHG movement, which started as a link between the unbanked and the formal banking system to cater to the credit needs of the poor, now boasts of savings account balance of ₹ 19,500 cr and credit outstanding of over ₹ 75,500 cr. With more than 5000 channel partners and 8.7 Million groups touching more than 100 Million rural households, it is probably the world's most widely participated grassroots oriented microfinance programme.

While continuing with its goal of spreading its outreach, especially in the resource poor regions of the country, SHG BLP now needs to look beyond offering savings and credit access by helping SHG members in using the bank linkages to expand their economic activities and improve their income levels. This calls for identification of appropriate livelihood opportunities, improvement of their skills, mentoring, providing market linkages and enhanced credit access. NABARD started the Livelihood and Entrepreneurship Development Programme (LEDP) for providing end-to-end solutions for sustainable livelihoods in the rural areas. Within two years, NABARD has been able to implement 324 such projects and train more than 15,000 women SHG members. The idea is to demonstrate successful replicable models so that it can be scaled up, which requires an equal measure of support from the banking system and government agencies. Lack of adequate and timely credit to the groups has been a major concern in the entire growth trajectory of the movement. The quality of book-keeping and accounting by the groups on the other hand seems to be a concern for the bankers in expanding credit portfolio.

Therefore, having established its resilience and replicability as a bankable model, the challenge is to establish SHG as a valued client of the bank capable of meeting all kinds of obligations including technological ones. EShakti, the digitisation project for SHGs was taken up by NABARD in 2015 as a pilot project precisely to bridge the digital divide and integrate the SHGs seamlessly into the technology platform like the rest of the banking sector. The project aims to facilitate banks to expand their SHG portfolio by enabling mobile based book keeping of the SHGs and forging e-links of such SHGs with banks in terms of providing dynamic grading of the SHGs.

The pilot project now covers 100 districts in the country and, as on date, more than 4 lakh SHGs have been on boarded. The theme chapter for this year's book on "Status of Micro Finance in India – 2017-18" has been dedicated to EShakti to highlight the importance of ushering in technological innovations in rural banking. The Eshakti also opens up possibilities of convergence of various social sector and welfare schemes through SHGs.

The book is the result of a great synergy between NABARD and various reporting partners. This annual publication of NABARD gives us an opportunity to look into the future prospects apart from being a repository of all that has taken place in the MF sector in the year gone by, so painstakingly put together by the Micro Credit Innovation Department of NABARD. I congratulate each member of Team MCID for the hours spent in collecting, analysing data and publishing the book on time.

DR. HARSH KUMAR BHANWALA

CHAIRMAN



CONTENTS

	PARTICULARS	PAGE NO.
	Highlights	06
	Microfinance in India - 2017-18	10
NO.	STATEMENTS	
I-A	Savings of SHG with Banks - Agency-wise position as on 31 March 2018	64
I-B	Bank loans disbursed to SHGs - Agency-wise position during 2017-18	64
I-C	Bank loans outstanding against SHGs - Agency-wise position as on 31 March 2018	64
I-D	Non Performing Assets of Banks against SHGs - Agency-wise position as on 31 March 2018	65
I-E	Agency-wise Bank Loans provided to MFIs during 2017-18 and loans outstanding as on 31 March 2018	65
II-A	Savings of SHGs with Banks - Region-wise/State-wise/Agency-wise position as on 31 March 2018	66
II-B	Bank Loans disbursed to SHGs - Region-wise/State-wise/Agency-wise position during 2017-18	67
II-C	Bank Loans Outstanding against SHGs - Region-wise/State-wise/Agency-wise position as on 31 March 2018	68
II-D	Non Performing Assets against Bank Loans to SHGs - Region-wise/State-wise/ Agency-wise position as on 31 March 2018	69
III-A (I)	Savings of SHGs with Public Sector Commercial Banks as on 31 March 2018	71
III-A (II)	Savings of SHGs with Private Sector Commercial Banks as on 31 March 2018	93
III-B	Savings of SHGs with Regional Rural Banks as on 31 March 2018	101
III-C	Savings of SHGs with Co-operative Banks as on 31 March 2018	105
IV-A (I)	Bank Loans disbursed by Public Sector Commercial Banks to SHGs during 2017-18	124
IV-A (II)	Bank Loans disbursed by Private Sector Commercial Banks to SHGs during 2017-18	145
IV-B	Bank Loans disbursed by Regional Rural Banks to SHGs during 2017-18	153
IV-C	Bank Loans disbursed by Co-operative Banks to SHGs during 2017-18	157
V-A (I)	Bank loans outstanding against SHGs - Public Sector Commercial Bank as on 31 March 2018	176
V-A (II)	Bank loans outstanding against SHGs - Private Sector Commercial Banks as on 31 March 2018	197
V-B	Bank loans outstanding against SHGs - Regional Rural Banks as on 31 March 2018	205
V-C	Bank loans outstanding against SHGs -Co-operative Banks as on 31 March 2018	209

VI-A (I)	NPA against Bank loans to SHGs of Commercial Banks (Public Sector) as on 31 March 2018	225
VI-A (II)	NPA against Bank loans to SHGs of Commercial Banks (Private Sector) as on 31 March 2018	247
VI-B	NPA against Bank loans to SHGs of Regional Rural Banks (RRBs) as on 31 March 2018	255
VI-C	NPA against Bank loans to SHGs of Co-operative Banks as on 31 March 2018	259
VII	Bank Loans provided to MFIs during 2017-18 and NPAs as on 31 March 2018	275
VIII-A	NABARD Support for training and capacity building for SHG-BLP during 2017-18	278
VIII-B	NABARD Support for training and capacity building – JLG stakeholders during 2017-18	280
VIII-C	Training and capacity building for SHG-BLP during 2017-18 from WSHG Development Fund	281
IX-A	State-wise Grant Support sanctioned to Non Government Organizations (NGOs) functioning as SHPIs as on 31 March 2018	282
IX-B	State-wise Grant Support sanctioned to Regional Rural Banks (RRBs) functioning as SHPIs as on 31 March 2018	283
IX-C	State-wise Grant Support sanctioned to Cooperative Banks functioning as SHPIs as on 31 March 2018	284
IX-D	State-wise Grant Support sanctioned to Individual Rural Volunteers (IRVs) functioning as SHPIs as on 31 March 2018	285
IX-E	State-wise Grant Support sanctioned to Farmers' Clubs functioning as SHPIs as on 31 March 2018	286
IX-F	State-wise Grant Support sanctioned to SHG Federations functioning as SHPIs as on 31 March 2018	287
IX-G	State-wise Grant Support sanctioned to PACS functioning as SHPIs as on 31 March 2018	288
IX-H	Promotional Support sanctioned and released to NGO-MFIs as on 31 March 2018	289
IX-I	State-wise Grant Support sanctioned to Joint Liability Group Promoting Institutions (JLGPIs) as on 31 March 2018	290
IX-J	Total Statewise Grant support sanctioned and released to all SHPIs as on 31 March 2018	291
IX-K	Total Statewise Grant support sanctioned and released to all SHPIs during the year 2017-18	292
X	State-wise Grant Support sanctioned to anchor NGOs under WSHG Scheme (in LWE affected and backward districts) as on 31 March 2018	293
XI	Data on financing of JLGs as on 31 March 2018	294
XII-A	Agencies having outstanding Revolving Fund Assistance as on 31 March 2018	295
XII-B	Agencies having outstanding Capital Support as on 31 March 2018	295
XII-C	Long Term Refinance sanctioned/disbursed by NABARD to NBFC-mFIs during 2017-18	295
	Glossary/Abbreviations	296



HIGHLIGHTS

of the SHG-Bank Linkage Programme 2017-18



Sr. No.	Particulars	Total	
		Physical (No. in lakh)	Financial (₹ in crore)
1	Total number of SHGs saving linked with banks	87.44	19592.12
(i)	Out of total SHGs - exclusive Women SHGs	73.90	17497.86
(ii)	Out of total SHGs- under NRLM/SGSY	41.84	10434.03
(iii)	Out of total SHGs -under NULM/SJSRY	4.25	1350.80
2	Total number of SHGs credit linked during the year 2017-18	22.61	47185.88
(i)	Out of total SHGs - exclusive Women SHGs	20.75	44558.74
(ii)	Out of total SHGs – under NRLM/SGSY	12.71	25055.18
(iii)	Out of total SHGs – under NULM/SJSRY	1.06	2424.07
3	Total number of SHGs having loans outstanding as on 31 March 2018	50.20	75598.45
(i)	Out of total SHGs - exclusive Women SHGs	45.49	70401.73
(ii)	Out of total SHGs - under NRLM/SGSY	27.93	38225.29
(iii)	Out of total SHGs - under NULM/SJSRY	2.90	5350.63

Sr. No.	Particulars	Total	
		Physical (No. in lakh)	Financial (₹ in crore)
4	Average loan amount outstanding/SHG as on 31 March 2018 (in ₹)		150583.79
5	Average loan amount disbursed/SHG during 2017-18 (in ₹)		208682.54
6	Estimated number of families covered upto 31 March 2018	1055	
7	No of Banks and Financial Institutions submitted MIS (in number)	428	
8	Data on Joint Liability Groups		
(i)	Joint Liability Group promoted during 2017-18	10.19	
(ii)	Loan disbursed to Joint Liability Groups (JLGs) during 2017-18		13955.15
(iii)	Cumulative Joint Liability Groups promoted as on 31 March 2018	34.73	40803.27
9	Support from NABARD		
(i)	Capacity building for partner institutions		
	Under SHG-BLP and JLGs		
	Number of Programmes conducted during 2017-18 (in no. only)	3473	
	Number of participants covered during 2017-18 (in lakh)	1.41	
	Cumulative number of participants trained upto 31 March 2018 (in lakh)	37.59	
	Under WSHG Scheme (in LWE affected and backward districts)		
	Number of Programmes conducted during 2017-18 (in no. only)	904	
	Number of participants covered during 2017-18 (in lakh)	0.3	
(ii)	Refinance Support		
	Refinance to banks during 2017-18		6981.37
	Cumulative refinance released upto 31 March 2018		50274.97
(iii)	Revolving Fund Assistance (RFA) and Capital Support to MFIs		
	RFA outstanding as on 31 March 2018		3.67
	Capital support outstanding as on 31 March 2018		3.61
	Refinance disbursed to NBFC-MFIs during 2017-18		1688.01
(iv)	Grant assistance to SHPIs for promotion of SHGs under SHG-BLP		
	Grant assistance sanctioned during 2017-18		27.37
	Cumulative sanctioned upto 31 March 2018		387.95
(v)	Cumulative grant assistance sanctioned to anchor NGOs for promotion of SHGs under WSHG Development Scheme upto 31 March 2018		204.38
(vi)	Cumulative grant assistance sanctioned to JLGPIs for promotion of JLGs upto 31 March 2018		170.05





1. MICRO FINANCE IN INDIA 2017-18

Indian microfinance continues to grow rapidly towards extending outreach to a growing share of poor households, which are yet to be reached directly by the banks.



- 1.1** The Self Help Groups Bank linkage (SHGBLP) programme which started simply as a bank outreach programme, has through the passage of time slowly metamorphosed into a holistic programme for financial, economic, social and of late, technological capital building in rural areas. Thus the SHG-Bank Linkage Programme has expanded at a fast pace in India to evolve into the largest microfinance programme in the world, and undoubtedly, it is the main microfinance programme in India.
- 1.2** This success saga of the SHGBLP is made possible by the untiring efforts and the zeal of hundreds of channel partners, NGOs, Government, bank branches and above all millions of SHG women who reposed their trust in this initiative for ushering change in their own lives. As on 31st March 2018, there are 8.7 million SHGs out of which 5.02 million SHGs have outstanding bank loans of ₹75598 Cr to the Banks. The total deposits of SHGs with banks was to the tune of ₹19592 crore. There are more than 100 Scheduled Banks, 300 DCCBs, 27 State Rural livelihood Missions and over 5000 NGOs engaged in the Self Help Group Bank Linkage Programme.
- 1.3** The important milestones in the journey so far of the SHG Bank Linkage movement spearheaded by NABARD with the support of Reserve Bank of India and the G.O.I. are as follows:
 - ❖ 1987 : NABARD takes the lead in partnering with NGOs, particularly MYRADA, to pilot the SHG Bank linkage model due to poor performance of formal institutions in providing finance to the rural areas, informal sector and the "unbankable" poor.
 - ❖ 1991: RBI advised all scheduled Banks about NABARD's proposed pilot and sought active participation from the Banks.
 - ❖ 1992 : NABARD launches the SHG Bank Linkage Programme initially to cover 500 SHGs which was an innovation for harnessing the flexibility of the Informal system with the strength and affordability of the Formal system
 - ❖ 1996: Financing to SHGs was mainstreamed into the normal operations of the Banks by the Reserve Bank of India in April 1996





- ❖ 1998: In the Union Budget of 1998-99, Government announced that NABARD would endeavor to ensure credit linkage of 2 lakh SHGs in a period of 5 years.
- ❖ 1999: Swarna Gram Swarajgar Yojana (SGSY), an amalgamation of government programmes like Integrated Rural Development Program (IRDP) and allied schemes like Training of Rural Youth for Self-Employment (TRYSEM), Development of Women and Children in Rural Areas (DWCRA), Million Wells Scheme (MWS), Supply of Improved Toolkits to Rural Artisans (SITRA) & Ganga Kalyan Yojna (GKY), was launched as a holistic programme to eradicate poverty by using the vehicle of SHGs for purveying microcredit for all rural poor especially the BPL families.
- ❖ 2000: A dedicated Fund viz. Micro Finance Development Fund was created in NABARD with a sizeable corpus of ₹100 Crore for various initiatives and interventions for the ascent of SHGBLP movement
- ❖ 2006: RBI issues guidelines for Branchless banking initiative in the rural areas through use of Business Correspondents and Business Facilitators.
- ❖ 2006: Sustainable livelihood interventions are imperative for increasing income levels and also credit absorption capacities of rural poor organized into SHGs. Recognizing this, NABARD since 2006 is enabling graduation of SHGs to the next higher level of livelihoods through the Micro Enterprise Development Programme (MEDP).
- ❖ 2008: NABARD establishes NABFINS, a subsidiary of NABARD to provide financial services in two broad areas of Agriculture and Microfinance. Based on the recommendations of the “Committee on Financial Inclusion” two Funds, namely the “Financial Inclusion Fund (FIF)” for meeting the cost of developmental and promotional interventions for ensuring financial inclusion and the “Financial Inclusion Technology Fund (FITF)”, to meet the cost of technology adoption were set up at NABARD with an overall corpus of ₹500 crore each.
- ❖ 2011: NRLM, a flagship poverty alleviation programme, was launched by the Ministry of Rural Development, Govt. of India. NRLM believes in harnessing the innate capabilities of the poor and complements them with capacities (information, knowledge, skills, tools, finance and collectivization) to participate in the growing economy of the country. NRLM has an agenda to cover 7 Crore rural poor households, across 600 districts, 6,000 blocks, 2.5 lakh Gram Panchayats and 6 lakh villages in the country through self-managed Self Help Groups (SHGs) and federated institutions and support them for livelihoods collectives in a period of 8-10 years.
- ❖ 2012: The SHG-Bank Linkage Programme was given a renewed thrust with the launch of SHG-2. The focus of SHG-2 would be on voluntary savings, cash credit as a preferred mode of lending, scope for graduation by SHG members to JLGs, avenues to meet higher credit requirements for livelihood creation, SHG Federation as non-financial intermediary, rating and audit of SHGs as part of risk mitigation system and strengthening monitoring mechanisms.

- ❖ 2012: Women SHG programme (WSHG) for intensifying SHGs in the 150 Left Wing Extremism affected and backward districts of India implemented by NABARD in association with the Department of Financial Services, Ministry of Finance, G.O.I.
- ❖ 2015: Based on the impact evaluation studies on MEDPs, Livelihood and Enterprise Development Programme (LEDP) for creating sustainable livelihoods amongst SHG members was introduced on pilot basis in select states, which now has been mainstreamed in all states in the country. LEDP aims to promote rural livelihoods with the help of resource agencies who will not only ensure credit but also provide end-to-end livelihood solutions to SHG women.
- ❖ 2015: The SHG BLP Strategic Advisory Board was constituted in NABARD with various stakeholders as well as representatives of DFS, NRLM, RBI, Bankers and Domain Experts to focus on strategic action plan on SHG BLP, digitization, livelihood promotion and a proper eco system to facilitate greater credit flow to the SHGs .
- ❖ 2015: Eshakti Pilot Project initiated by NABARD for digitisation of SHG records to bring transparency and accuracy in SHG's transactions in Ramgarh and Dhule districts of Jharkhand and Maharashtra respectively.
- ❖ 2016: EShakti pilot project extended to additional 23 districts in India.
- ❖ 2017: EShakti pilot project extended to 75 more districts thus covering 100 districts. The project has a dedicated website <https://eshakti.nabard.org> in which all the information of all SHGs is uploaded through apps on the Android mobile tablet.

1.4 During the year 2017-18 the number of SHGs increased by 1.67 lakh with a corresponding increase in the savings by ₹3477.89 crore. The savings outstanding of SHGs with Banks as on 31 March 2018 has reached an all-time high of ₹19592.12 crore. During the year the banks have disbursed loans of ₹47,185.87 crore recording an impressive increase over the last year. The total loan outstanding of SHGs also increased by 22.75 % and stood at ₹75,598.45 crore as against ₹61,581.30 crore as on March 2017. The gross NPAs of the bank loans to SHGs marginally decreased from 6.5% as on 31 March 2017 to 6.12% as on 31 March 2018.

1.5 Another offshoot of SHG-BLP, the Joint Liability Group Scheme of financing, targeted at mid-segment clients among the poor, leverages on social collateral offered by the members. Encouraged by NABARD's 100 percent refinance support to banks, the Scheme has also recorded an impressive growth during 2017-18 with 10.19 lakh JLGs receiving financial assistance to the tune of ₹13,955 crore from various banks against the previous years progress of 7.02 lakh JLGs and assistance of ₹9511 crore respectively. As RRBs have huge rural network, NABARD encouraged RRBs to finance JLGs in a big way and accordingly entered into MOUs with 36 RRBs and State Bank of India in 19 states during 2017-18. Under this scheme, NABARD provides grant assistance to Banks for using corporate BC/ NGO - as JLGPI and for capacity building to create a pool of trainers out of bank staff for formation, nurturing and financing of new JLGs.

- 1.6** The other channel for growth of microfinance in India is through Microfinance Institutions (MFIs) lending through individual and group approach. They emerged in India in the late 1980s in response to the gap in availability of banking service for the unserved and underserved rural population. These institutions operating in the country follow a variety of credit methodologies. The work of MFIs commenced around the same time when the SHG-Bank Linkage Programme was evolving. Many of them were inspired by the Grameen Bank in Bangladesh and the innovations taking place in Latin America. Voluntary agencies and Non-Governmental Organisations (NGOs) undertook financial intermediation as a part of larger social good. Majority of these NGOs were registered as a Trust or a Society. Many NGOs have also helped SHGs to organise themselves into federations for performing non-financial functions like social and capacity building activities, promotion of SHGs, facilitate training of SHGs as well as undertaking internal audit.
- 1.7** In the initial years of setting up of MFIs in their NGO-MFI form, it was NABARD which assisted them with grant support and Revolving Fund Assistance (RFA). Later NABARD helped a number of MFIs with quasi-equity and subordinated debt instruments from Micro Finance Development and Equity Fund (MFDEF).
- 1.8** Similarly SIDBI supported the growth story of MFIs through its SIDBI Foundation for Micro Credit (SFMC) in 1999. The India Microfinance Equity Fund (IMEF) later supported MFIs, especially the medium and smaller ones with equity and quasi-equity.





1.9 The Micro Units Development & Refinance Agency Ltd (MUDRA), NBFC set up by the Government of India (GoI) in 2015 with its total focus on microenterprise, has to hand-hold and facilitate the development process of smaller MFIs and not-for profit MFIs as they are the ones who operate in remote locations and with the underserved populations.

1.10 As the institutions grew and expanded their operations, gradually they converted themselves into Non-Banking Financial Companies (NBFC-MFIs). This form offered MFIs the scope for functioning as financial institutions regulated by the Central bank. While the larger MFIs graduated to become NBFCs, an overwhelming majority of the MFIs are operating on a smaller scale with say upto 1500 clients per MFI.



- 1.11** As per MFIN, as on 31 March 2018 the microfinance industry has a total loan portfolio of ₹136633 crore, representing a year on year growth of 27%. The share of the various players indicate that the bank share was ₹50418 crore (37%) NBFC MFIs ₹44890 crore (28%) crore and Small Finance Banks ₹30019 crore (27%).
- 1.12** RBI has taken steps to expand the banking space to ensure greater financial inclusion and in November 2014 issued guidelines for setting up Small Finance Banks and Payments Banks. On 16 September 2015, RBI granted in-principle approval to ten entities to start Small Finance Banks (SFBs) which would essentially undertake basic banking activities that include: accepting deposits, credit, insurance, remittances etc. and lending to under-served sections.
- 1.13** The establishment of Small Finance Banks (SFBs) also opened up another window of opportunity for reinvigorating the SHG-Bank Linkage Programme. SFBs have operated on the JLG methodology. Some of them worked on the SHG model also. Strategic partnerships with them for SHG-Bank Linkage Programme have the potential to take SHGBLP to greater heights in coming years.
- 1.14** The setting up of Payments Banks has given a further fillip to the microfinance sector. Partnerships between MFIs and Payments Banks can ensure that MFIs' clients can avail of financial products other than credit from the latter. Additionally the cash and remittance management services of MFIs can be taken care of by the Payments Banks.
- 1.15** RBI's guidelines in 2017 on Peer to Peer (P2P) lending opens up a window for some MFIs with technology wherewithal to transform themselves into P2P players for the microfinance segment.
- 1.16** With a view to strengthening the MF sector through supply of research inputs that facilitate policy initiatives and improvement in design & delivery systems that provide poor with sustainable access to quality financial services, NABARD had set up The Centre for Microfinance Research within Bankers Institute of Rural development (BIRD) on 1 January 2008. The centre has been renamed as Centre for Research on Financial Inclusion and Microfinance (CRFIM) in October 2016. The institute brought

out two volumes of the Half-yearly Journal “THE MICROFINANCE REVIEW” during the year. A ‘Chinthan Baithak’—brainstorming meet of Microfinance professionals and practitioners was organized by the Centre on 22 September 2017 on two important themes viz. Microfinance - Scalability in under-served regions, issues and way forward and Future of Microfinance in India - Challenges and Strategies.

1.17 NABARD hosted and organised a 2 day international forum on “Role of Rural and Agricultural Finance to achieve Sustainable Development Goals” in association with Asia Pacific Rural and Agricultural Credit Association (APRACA) at New Delhi during 16-17 December 2017. The international forum was conducted as part of the 40th Foundation year celebration of APRACA. The forum covered the organic relationship between rural and agricultural finance and Sustainable Development Goals, specific issues relating to poverty reduction and role of the rural financial institutions in the aspects of livelihoods and food security and rural and agricultural entrepreneurship as driver to efficient agricultural value chains.

1.18 On the occasion of the Silver Jubilee of SHG movement, NABARD organised, on 11th July 2017, a National Seminar on “SHG Bank Linkage Programme - Giant Leap in Women Empowerment & Financial Inclusion” for some of the champions, key stakeholders and contributors of the vibrant SHG movement and unique financial inclusion initiative.



2. WAY FORWARD



- 2.1** The goal of universal coverage of poor households for creating livelihoods through the mechanism of SHG-BLP requires several interventions and innovations. Some could be attained through leveraging Technology and some others would be in innovations in the design of the products.
- 2.2** The number of new SHGs added every year has been declining due to various reasons like saturation in the potential areas for formation of new SHGs, data sanitation by the banks, restricted operations of SHPIs to form SHGs after introduction of NRLM/SRLM and low credit coverage in Central and North Eastern states. Though a sizeable number of SHGs have been added during the year in the priority states like Assam, Bihar, Chattisgarh, Jharkhand, Odisha, Rajasthan, Uttar Pradesh, the average credit outstanding is much lower as compared to the Southern regions.
- 2.3** There is a need to critically examine the causes and issues in underserved areas of Self Help Group Bank Linkage Programme at a granular level and devise strategies for intervention. This calls for redefining the priority states and strategy for such states with particular emphasis on Central, Eastern India and North-Eastern regions. Mapping of potential could be one of the interventions.
- 2.4** While it is widely believed that National Rural Livelihood Mission (NRLM) will now be the primary agency promoting SHGs in states, there are still areas where they have limited presence or intervention. However there still exists substantial potential for formation of SHGs. In underserved areas also, some pockets are more excluded than others which skews the statistics. Mapping those pockets where there is virtually no intervention or presence of any Govt. Agency or Self Help Promoting institutions (SHPI) and putting in concerted efforts is important.
- 2.5** Lack of good SHPIs is one of the reasons for slow growth of SHG BLP in underserved regions. There is need to identify a large nodal NGO with experienced and trained staff, who will act as a nodal NGO for training smaller local NGOs, who lack proper orientation for SHG promotion.



- 2.6** Conduct of Studies and Action Research needs to be undertaken on issues confronting the microfinance sector especially reasons for dormancy, disintegration of SHGs, apathy of formal credit agencies and convergence of the SHG–BLP with the development programmes of government / development agencies / philanthropic institutions, prevalence of high NPAs in certain states documenting the best practices followed by NRLM, study on commercial aspects of SHG BLP in the bank branches, etc. NABARD has been supporting institutes for such studies for identifying impediments in the progress of the movement and making policy refinements to give a fillip to the programme.
- 2.7** NABARD has been supporting need based skill development programmes under Micro Enterprise Development Programme, which bridges skill deficits and promotes entrepreneurial talents of the members to set up micro enterprises for matured SHGs through appropriate resource NGOs and other support organisations. The constraints in rural enterprise development are primarily low or negligible income, lack of skill and mentoring services and poor access to markets. The strategy would be to find ways to bridge the skill, knowledge and resource gap and at the same time maximize on the existing strengths and facilitate market linkages, which is the critical gap in scaling up sustainable livelihoods for the poor. Resource Agencies which provide cutting edge design, facilitate product

diversification, ensure quality certification, packaging technology for greater shelf-life, marketing platform, retails space and credit needs can handhold SHG members to become entrepreneurs by setting up of micro enterprises.

2.8 NABARD's Livelihood Entrepreneurship Development Programme for tapping of livelihood opportunities will be used as a major livelihood promotion programme in coming years to ensure more thrust is given to livelihood interventions. Convergence with Govt. Programmes, Convergence of SHG BLP with FI initiatives of Gol and RBI and other Govt. programmes, group insurance products, enhanced quantum of loans and fresh financing to members would further boost momentum of the programme.

2.9 Capacity building and sensitization of stake holders, especially bankers, through specific programmes for Zonal Managers/Regional Managers of Commercial Banks, RRBs and DCCBs needs to be continued for strengthening and



deepening the SHG movement. Case Studies and appropriate field interfaces are needed to ensure the desired impact of the training programmes. Organizing Award Ceremonies in all States for recognizing good performance of Bankers will further energise the SHG BLP movement. Technology will have to be leveraged for developing training tools like an e-learning portal / App with course contents suitable for Bank Managers, especially the new entrants, with the active involvement of Banks / NABARD's training institutes.

- 2.10** The potential SHGs may be encouraged to graduate as members of Producers' Organisations of Farm and Non-farm activities.
- 2.11** Promotion of Business Model for JLG by RRBs through BC network is also another intervention which would give momentum to the Joint Liability Group Bank Linkage Programme.
- 2.12** Alternate delivery channels and support mechanisms are to be encouraged to provide the SHG members timely banking services at a reasonable cost. The NABFINS model by NABARD has shown how an MFI can provide adequate and timely credit to SHGs at a reasonable rate of interest, in a transparent manner without using coercive measures of recovery and still continue to be a profitable entity. It's services have reached 6.6 lakh households in 11 states. Efforts need to be made to scale up this model to other areas of the country.
- 2.13** NABARD is in the process of gradually expanding the coverage of EShakti in the country. The project is expected to increase credit linkage as well as credit deepening for the deserving SHGs in rural areas as also help banks in building up their SHG business portfolio. The 'one-click availability of social and financial related information" of crores of rural families across India on a single platform will have tremendous significance for various stake holders. The data can be analysed for making available financial and public welfare schemes to rural poor, owing to its pan rural India reach and impact. Scaling up the project to cover the remaining districts in times to come would be a reality as the few challenges that were encountered during the three year period of its implementation, are being addressed so as to be in full readiness for taking up the huge challenge of digitising the entire country.
- 2.14** Financial inclusion (FI) through the JAM trinity (Jan Dhan Yojana, Aadhaar, Mobile) is seen as an important tool for financial inclusion. Convergence of the SHG BLP with the FI initiatives of the Government and RBI needs to be ensured. The Credit history of all SHG members needs to be created. This will ensure credit discipline and facilitate the Banks for higher off take of credit to the SHGs.



Dressing **It Up** !



India is a land of celebrations with numerous festivals, marriages etc. being celebrated throughout the year. Therefore, demand for festive clothing is perennial. Kanyakumari being a major tourist destination and standing at the cusp of Kerala and Tamil Nadu offers huge marketing opportunities.

MALAR is an anchor NGO for implementing Gol WSHG Programme in Kanyakumari District. Sensing a potential for fancy hand embroidered clothes, an LEDP project was sanctioned to MALAR for training, handholding, marketing, and creation of infrastructure for the SHG members. The agency trained 90 members from matured Self Help Groups to prepare nighties, churidars, skirts, pillow covers, stone/ sequin works, hand painted Sarees, Hand Embroidery etc. The activities were identified by the beneficiaries, in Melpuram Block - Cloth Designing and sequin works, Killiyoor Block - Dress making and Tailoring and Thiruvattar block - Hand Embroidery and Painting works, based on the availability of raw material, local demand, marketing facilities and other infrastructure. With a total financial outlay of ₹3.18 Lakh, raw materials are procured from Erode, Tirupur and Madurai.

MARKETING ARRANGEMENT

The major marketing source is schools and colleges in Kerala. The trainees directly collect orders and based on the requirement, products are delivered. Special orders are taken on Festivals like Onam, Deepavali and Christmas. Marketing is also done through stalls created in Exhibitions held at URBAN HAAT, Kanyakumari organized by Handicrafts department and Changurutty unit of MALAR.





BANK LOANS

- ✓ So far, 80 out of 90 SHG members who received training under LEDP have availed JLG loan of ₹40.00 lakh from Canara Bank, Kulasekharam, IOB, Panachamoodu and Syndicate Bank, Karungal. The loan was used by the women entrepreneurs for procurement of raw materials and for purchase of equipments.
- ✓ Besides, MALAR also has given a loan of ₹8.50 lakh to 3 units comprising of 87 SHG members from their own fund for additional support.
- ✓ Out of the 90 women entrepreneurs, 87 women are getting regular employment work for at least 25 days a month. They are earning around ₹5000/- a month supplementing their family incomes. The other 03 have started their own units.



3. EShakti - Digitisation of SHGs - Bridging the Technology Barrier



Over the last 26 years, the term Self Help Group has become synonymous with financial and social empowerment of rural women. It is now embedded into the collective consciousness of the country as a symbol and a tool for unlocking the potential of poor at the bottom of the pyramid. At this juncture, when the silver jubilee of the Self Help Group movement has recently been celebrated, it is fitting to reprise the epochal quarter century journey and contemplate the future course of direction the movement needs to take.

3.1. The beginning :

India is a diverse, vast and unique geography with just 2.4 percent of the total world area but supporting almost 17 percent of the world population, meaning one in every 6 people on the planet, lives in India. Therefore, our problems are also myriad and unique - illiteracy, unemployment, urban - rural divide, dependence on agriculture, lack of access to financial services, limited outreach of financial institutions, to name a few. Over the years, Government of India has taken various initiatives to surmount these multifarious problems.

NABARD too, on its part, as an Apex Developmental Financial Institution with a mandate to promote rural prosperity, has been constantly exploring unique solutions and pathways for addressing these challenges. Besides continuously experimenting and forging partnerships with practitioners and participants in the rural spectrum, it has conducted surveys, funded research and launched various pilots for promoting rural development with sharp focus on upliftment of the rural poor.

One such major pilot spearheaded by NABARD, is the model of Self Help Groups (SHGs). Gender equality and development being the underlying focus of all NABARD's interventions, the SHG movement consciously targeted women as they are at the bottom of the pyramid without any assets or access to credit. While looking at ways to strengthen the credit delivery mechanism to the unbanked poor through pilots, NABARD's in-house research revealed that;

- banking with poor was costly
- their meagre savings were unattractive for banks
- banking procedures were complicated
- products offered by banks were not suited to the requirement (small, frequent loans and repayments) of the poor

To address these issues, which resulted in denial of access of banking services to the rural poor, NABARD, in consultation with RBI, developed a supplementary credit delivery mechanism through these SHGs that leverages the strength of savings, peer pressure and social collateral of the community for making SHGs attractive to the banks. In 1992, RBI introduced three radical innovations in banking, which are;

* This Article is authored by Shri K Venkateswara Rao, Shri Anand Bajpai and Smt Didla Sumana, Micro Credit Innovations Department (MCID), NABARD HO, Mumbai.

1. Acceptance of unregistered / informal groups as clients of the banks for deposits as well as credit;
2. Introduction of collateral free lending by banks to informal groups ;
3. Permission to lend to groups without specification of any purpose/activity/project.

A unique home grown microfinance model titled Self Help Group Bank Linkage Programme (SHG-BLP) was thus conceived. The pilot project with a modest target to cover 500 SHGs was kick started in 1992. What followed was an astounding success story with the credit linkage of almost 5000 SHGs. The results galvanised the entire banking and financial sector and the programme was mainstreamed into the banking sector in 1996. That's how, the country's most significant financial inclusion initiative came into existence, a quarter century back.

As a financial inclusion mechanism, the programme is a complete package, beginning with imparting basics of financial literacy, savings and credit management within group and later graduating to availing of credit from the banks. The most important element of the programme is its management by the community itself, emphasis on savings and use of social collateral for discipline amongst members.

Over the period of 25 years, the SHG BLP programme has become a huge success amongst all the stake holders. As on 31 March 2018, the total number of SHGs saving linked with banks stood at 87.44 lakh and the total number of SHGs having loans was 50.20 lakh with outstanding loan of ₹75598 crore. The success of SHGs has attracted the attention of policy makers for attaining various objectives like poverty alleviation, women empowerment, social upliftment, financial inclusion, entrepreneurial development, etc.



3.2. Learning Curve- Issues / Challenges

Despite the huge success of the programme in integrating the hitherto excluded rural population with the mainstream economy, it witnessed a few major issues and challenges, as it expanded and evolved over a period of time.

- ❖ Manual book keeping not to the satisfaction of Banks
- ❖ Lack of transparency in groups
- ❖ Unavailability of credit history of SHG members
- ❖ Inability of banks to do proper appraisal and monitoring of SHGs
- ❖ Rising NPA levels
- ❖ Lack of sustained handholding support by the NGOs



The above challenges have resulted in many of the SHGs getting delayed and inadequate credit or not getting credit at all. This led NABARD to think about digitisation of records and accounts of the SHGs and their continuous updation.

3.3. Digitisation

Reliable transactional SHG data is extremely important for the bankers to extend credit and credit plus services to the groups. It was felt that SHG Bank linkage Programme, which was still dependant on manual book keeping and physical visits of bankers to the SHGs for appraisal and monitoring, would do well to adopt technology to address this problem. Digitisation of Self Help Groups was thus conceptualised as not only a method of addressing some of the challenges that the programme was facing but also as a step towards widening and deepening the banker's engagement with the SHGs.

A digitally empowered SHG, it is believed, will significantly change the prevailing scenario of governance, financial inclusion and social empowerment. Digitisation addresses issues like the quality of book keeping, multiple membership of SHG members, patchy credit history of members and provides SHGs' grading report based on its financial and non-financial records at the doorstep of all stakeholders.

3.4. Project EShakti

In the recent times, Government of India has launched several initiatives to transform the country into a digitally empowered society to ensure that government services are available to citizens electronically. The JAM trinity namely, Jan Dhan accounts, Aadhaar ID system and Mobile technology has been a significant attempt towards digitisation. Conversion of Kisan Credit Cards (KCCs) into Rupay ATM cum Debit Kisan Credit Cards (RKCCs) is another initiative in this direction.

NABARD, in tune with the Hon'ble Prime Minister's dream of a Digital India and its own line of thinking on digitisation, launched a pilot project for digitization of SHGs titled "EShakti" in March 2015. "Shakti" means power. The overarching vision was to empower the SHGs through technology. To begin with, it was launched as a pilot in 2 districts viz. Ramgarh (Jharkhand) and Dhule (Maharashtra).

It was designed to capture the social, demographic and financial profiles of members as well as the SHGs, together with member identification details like Aadhaar, Voter ID, etc. and uploading the same on to a dedicated website <https://eshakti.nabard.org>. The project envisaged mapping of all the existing SHGs; bank wise, branch wise and block wise in the 2 districts.



3.4.1 Objectives of EShakti

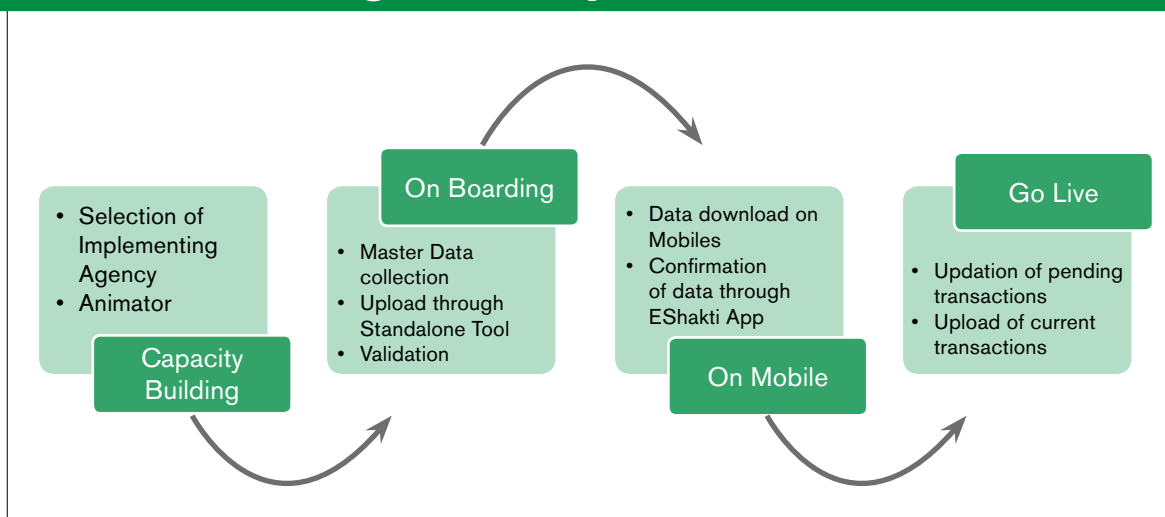
Keeping pace with the fast changing scenario of digitisation of the financial transactions and consequent enormous benefits that "better off segments" of the population in the country have enjoyed, EShakti is the first step towards developing an ecosystem for making similar facilities available to SHGs and their members. The attempt is to provide reliable and up to date financial and non financial data of SHGs and their members to bankers and other stakeholders with a view to helping them in taking appropriate credit and policy related decisions quickly. More specifically, the objectives of digitisation are;

- ❖ e-Book Keeping i.e. digital solution to overcome the difficulties pertaining to book keeping and management of accounts of the SHGs.
- ❖ Building an easily searchable database and generating requisite MIS for the bankers for taking informed credit decisions.
- ❖ Concurrent grading of SHGs to enable the banks to efficiently credit link the eligible groups and also monitor them.
- ❖ Providing a macro picture of SHG-BLP for the policy makers to push forward their developmental agenda.
- ❖ Offering complete transparency to all the stakeholders, especially the poor SHG members, for increasing their confidence in handling the money and the accounts.
- ❖ Potential to identify if anyone is a member in more than one SHGs.

3.4.2 Stages of implementation

The first stage of the project involves capturing master data of all the SHGs in a district, which includes financial and non-financial information of the SHGs and their members as on a cut-off date, in the prescribed formats. The SHGs are considered “Onboarded” once the data is uploaded to the dedicated server for the project. The project’s next stage is “On Mobile” when financial data of the SHGs is downloaded and confirmed through “EShakti” App loaded on Android based Mobiles. The project reaches “Go Live” status when all the pending transactions are brought up to date. Subsequently, uploading of the current transactions takes place, regularly on a monthly basis. The entire data of the digitised SHGs is available (with controlled access) on the dedicated website viz. <https://eshakti.nabard.org>.

Stages of Implementation



3.4.3 Benefits of EShakti project

SHGs: EShakti captures credit history of SHGs and its members. Entire financial and non-financial transactions of the SHGs and the members are uploaded, updated and maintained online. SHG members themselves or animators identified for the purpose upload the latest data directly through a very user friendly mobile based “App” by using a hand held device (Tablet/ Mobile) using GPRS connectivity. Data authenticity is ensured through SMS alerts in local language to the members and through sample audits. EShakti promotes transparency of group operations, accountability of members and accuracy of financial records.

Banks : The EShakti portal is accessed by the bank branches through Intranet or web link using their branch IFSC and password. Every bank branch under the implementing districts is provided with the user credentials. EShakti has inbuilt system of grading of SHGs. The system also generates prefilled loan application based on the eligibility criteria and micro credit plan. MIS reports pertaining to the groups are generated in the formats as required by bankers and progress is tracked on a real time basis. EShakti aids the bankers in making informed credit decisions and expanding their SHG business portfolio.

Others : EShakti hosts required data on a dedicated and secure server with restricted access. The ‘one-click availability of social and financial information” of crores of rural families across India on a single platform has great significance for various players as they can use this platform for their public welfare schemes, DBT related services, insurance, rural housing schemes, personalized sale and promotion of new products in rural areas etc.

The USP is 'one-click' availability of social and financial information of all the members of the Self Help Groups.

Digitisation Process

1. Capture



Animators enter transactions in their Android Application

2. Store



Data stored in the EShakti server

3. Share



Information shared with Government, Banks, NGOs, SHG members

3.4.4 Expansion of pilot

Encouraged by the positive response of the stakeholders in Phase I in Ramgarh and Dhule districts, the pilot project was expanded to 23 more districts under phase II in the year 2016. The project was further expanded to 75 more districts towards the end of December 2017, owing to the immense enthusiasm and interest generated amongst all the stakeholders in the second phase of implementation of EShakti. The project now covers 100 districts in 22 States and One UT across the length and breadth of the country and is expected to digitise 4.5 lakh SHGs benefiting around 54 lakh rural poor.

3.4.5 Outcome of various Phases

- ✓ Bankers are in a better position to take timely informed credit decisions.
- ✓ Banks provided credit to SHGs based on real time performance and credit linkage has increased from 38% to 54% in the pilot districts.
- ✓ Promoted transparency through real time SMS alerts in local language to members and boosted the confidence.
- ✓ Generated renewed interest in the Self Help Group ecosystem.

Progress of digitisation in the identified 100 districts as on 15 June 2018 :

(Amount in crore)

Partner SHPIs	306	Cumm. Savings by SHGs	1635.17
SHG Digitised	388925	O/S Member Loan (From Savings)	923.65
Villages Covered	58006		
Total SHG Members	4391847	Bank Loan Availed	4220.41
Total BPL Members	2233906	Bank Loan Outstanding	3371.47
Number of Literate Members	3179588	Other Loan Availed	267.74
Individuals having SB Account	3473957	Other Loan Outstanding	216.43
Bank Branch Involved	10642	Cash in Hand	376.58
Commercial	6667	Bank Balance	688.55
RRB	2174	No of SHG Credit Linked	2,06,785
SCB	171	DCCB	1630

3.4.6 Sustainability of the Project

Sustainability of the project depends on the SHGs realizing the importance of this software platform for maintaining their books of accounts, obtaining financial support from the banking system and other social benefits. Once technology penetrates deep into the villages, the tech-savvy SHG woman can subscribe and avail services of the App. Banks being the major beneficiaries of EShakti by accessing quality data for enabling loan sanction, disbursement and monitoring, appropriate cost sharing mechanism with bankers is another way of sustaining EShakti project. Other Government and private players can also be charged for sharing the valuable data available on the platform for making policy and business related decisions.

3.5. Way forward

Despite the great progress in formation and savings linkage of 87.44 lakh SHGs, there is still scope for 42% of the SHGs ie. 37.24 lakh to be credit linked as only 50.20 lakh SHGs are having outstanding loans with the banks. Digitisation of all the existing SHGs will mainstream them and pave the way for their credit linkage. Project EShakti has proved to be an important digitisation initiative and mechanism in bridging the gap between the savings linked and credit linked SHGs. However, the pilot in 100 districts has so far covered only 3.89 lakh SHGs out of the total 87.44 lakh SHGs. There is a pressing need to scale up the project to cover the remaining 83.55 lakh SHGs in order to achieve the goal of financial inclusion of the under served rural poor.

At present, SHG-Bank Linkage Programme in India is staked at around One lakh crore. It is expected to double post completion of EShakti project. For banks it will be a win-win situation as, on one side, it's cost of maintenance and monitoring of SHG loan accounts will decrease and on the other side, with increased SHG savings, volume and quality of SHG loans will also increase. Keeping in view the enormous benefits and advantages of the EShakti project, expansion to all the districts of the country merits a serious thought.

However, as in any project, there are challenges like project sustainability, month-on-month updation of data, field level animator attrition, etc. that have to be suitably addressed in terms of scalability and funding the project.

Epilogue

EShakti is a strategic step towards leveraging SHGs for easy access to affordable credit by the poor through the medium of technology. In not too distant a future, this game changing initiative of NABARD would enable banks to reach out to the SHGs for a more meaningful financial relationship. Other stakeholders will also be able to fully use the invaluable data for building social capital. It is sure to play a significant role in transforming India into a digitally empowered society.



State wise list of Districts where EShakti project is under implementation

Sr No.	State	District
1	ASSAM	Nalbari
2	BIHAR	Gaya, Muzaffarpur, Nalanda, Saharsa, Samastipur, Saran
3	CHHATTISGARH	Bilaspur, Durg, Mahasamund, Rajnandgaon
4	GOA	North Goa, South Goa
5	GUJARAT	Amreli, Anand, Dahod, Mehsana, Navsari, Sabarkantha
6	HARYANA	Ambala, Karnal, Sirsa, Sonapat
7	HIMACHAL PRADESH	Kangra, Mandi, Sirmaur, Solan
8	JAMMU & KASHMIR	Udhampur, Budgam, Samba
9	JHARKHAND	Ramgarh, Bokaro, Chatra, Giridih, Hazaribagh, Ranchi, Saraikela Kharsawan
10	KARNATAKA	Bagalkote, Bidar, Chitradurga, Dharwar, Mysore, Uttara Kannada
11	KERALA	Idukki, Kannur, Kasargode, Kottayam, Malappuram
12	MADHYA PRADESH	Chhindwara, Dewas, Gwalior, Indore, Jabalpur, Mandla, Mandsaur, Ujjain, Vidisha
13	MAHARASHTRA	Aurangabad, Chandrapur, Kolhapur, Nagpur, Raigad, Wardha, Dhule
14	MANIPUR	Imphal East
15	MEGHALAYA	West Garo Hills
16	ODISHA	Bhadrak, Cuttack, Dhenkanal, Jagatsinghpur, Jajpur, Rayagada, Sambalpur
17	PUDUCHERRY	Karaikal, Puducherry
18	PUNJAB	Patiala
19	RAJASTHAN	Ajmer, Alwar, Banswara, Bikaner, Jhalawar, Jhunjhunu, Jodhpur, Kota, Udaipur
20	TRIPURA	Gomati, West Tripura
21	UTTAR PRADESH	Bahraich, Barabanki, Etawah, Hardoi, Jaunpur, Lalitpur, Mirzapur, Varanasi
22	UTTARAKHAND	Dehradun, Haridwar, Pauri Garhwal, Udham Singh Nagar
23	WEST BENGAL	Paschim Medinipur



E Shakti

A PROJECT ON DIGITISATION OF SHGs

PROJECT

Digitising the social and financial data of the Self Help Groups and their members, in selected districts.

GOAL

To Bring all the SHGs on to the technology platform for facilitating access to wider range of financial services and enabling online monitoring of SHGs.

USP

One-click availability of personal, social and financial information of the SHGs and their members.

PROGRESS

Being implemented in 100 districts in 22 States and One Union Territory across the length and breadth of the country.

Progress as on 15/06/2018



58,006

Villages covered



3,88,925

Groups covered



43,91847

Number of Members



1,635.17 Crs

Cumulative savings



42,54,688

Number of
Women Members



10,642

Bank branches involved



306

Implementing Agencies



29,11,425

Mobile users

Log on to: <https://eshakti.nabard.org>

4. Progress of SHG-BLP



4. Progress of SHG-BLP

4.1 SHG Bank Linkage Programme (SHG-BLP), has become the mainstay of the 87.44 lakh SHGs covering nearly 110 million households for social, economic and financial empowerment of the rural poor, especially the women. As per the Global Findex Database 2017 of World Bank, India's gender gap in access to financial service has come down to 6 per cent. Microfinance initiatives have a major role in bringing the unbanked women to the mainstream by bringing them into the domain of SHG-BLP. In 2017-18 too there was a net addition of 1.67 lakh savings linked SHGs. A sizeable number of these SHGs have been added during the year in priority states like Assam, Bihar, Chhattisgarh, Jharkhand, Odisha, Rajasthan, Uttar Pradesh, etc. This signifies the urge for connecting the poor households of states with high incidences of poverty with the development process through SHG-BLP. The number of new SHGs added every year has been receding in the recent past mainly due to reasons like saturation in potential areas for formation of new SHGs, data sanitization by banks, and restricted operations of SHPIs to form SHGs after introduction of NRLM/SRLM. NRLM, taking the lead in formation and capacity building of SHGs in rural India, accounted for 41.84 lakh SHGs, a jump of 12% during the year with a net addition of 4.4 lakh SHGs under its fold. The domain of SHGs consists of 84.5% women groups and is the mainstay of the programme for empowerment of the poor rural women in the country. Table 4.1 gives an account of savings, credit disbursement and credit outstanding of total SHGs and under NRLM and NULM during past three years. The fall of the annual growth rate in number of bank loans outstanding as well as its rise in average loan outstanding per SHG in recent past indicates a low rise in credit penetration and low recovery of bank loans to SHGs. In fact, rising NPAs in SHG loans, from a 2.1% in 2008 to 7.4% in 2015 was a concern in the sector. Though there was a respite of 95 basis points (bp) in 2016, the rate almost maintained in 2017 with a rise of 5 bp and again a fall of almost 40 bp in 2017-18.

4.2 SHG Bank linkage programme is a strong intervention in economic enablement and financial inclusion for the bottom of the pyramid. A proven platform initially conceived for increasing the outreach of banking services among the poor has since graduated to a programme for promotion of livelihoods and poverty alleviation. All major parameters viz. the number of SHGs with savings bank accounts, amount of credit disbursed during the year, the bank loans outstanding as well as the quantum of savings outstanding had shown positive growth during the past three years (Figure 4.1). There was a perceptible jump in the number of SHGs availed bank loan and amount of institutional credit disbursed to SHGs at 19.13% and 21.67% respectively, during 2017-18.

Table 4.1: Overall Progress under SHG-Bank Linkage Programme during past Three Years

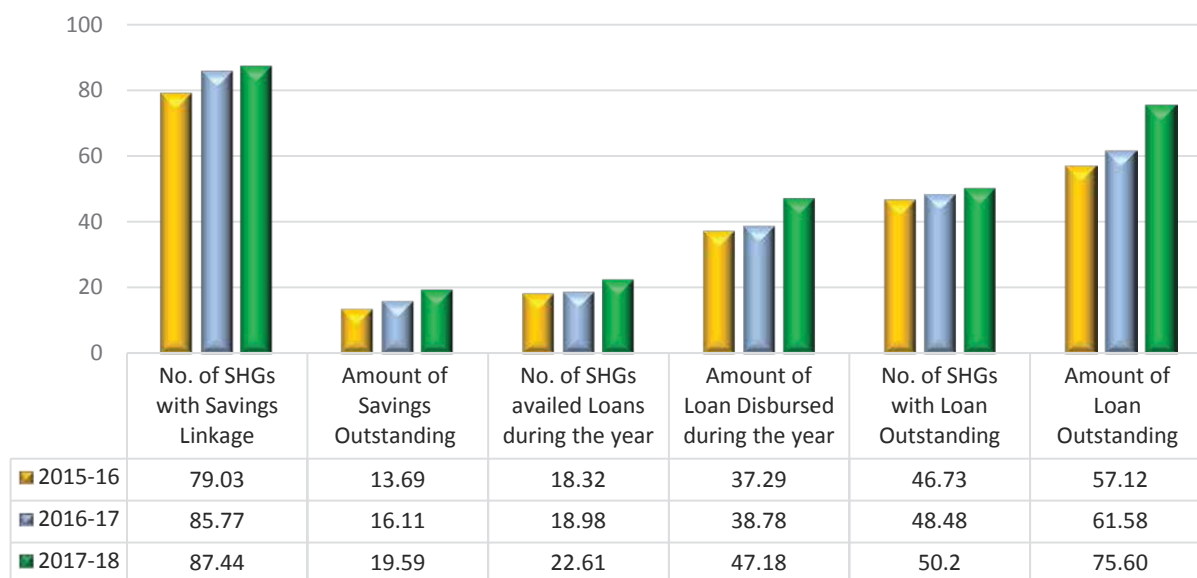
(Numbers in lakh/Amount ₹ crore)

Particulars	2015-16		2016-17		2017-18		
	No. of SHGs	Amount	No. of SHGs	Amount	No. of SHGs	Amount	
SHG Savings with Banks as on 31st March	Total SHG Nos.	79.03 (2.68%)	13691.39 (23.79%)	85.77 (8.53%)	16114.23 (17.69%)	87.44 (1.95%)	19592.12 (21.59%)
	All women SHGs	67.63 (1.68%)	12035.78 (29.92%)	73.22 (8.26%)	14283.42 (18.67%)	73.90 (0.94%)	17497.86 (22.51%)
	Percentage of Women	85.58	87.91	85.36	88.64	84.51	89.31
	Of which NRLM/SGSY	34.57 (13.27%)	6244.97 (41.16%)	37.44 (8.30%)	7552.70 (20.94%)	41.84 (11.76%)	10434.03 (38.15%)
	% of NRLM/SGSY Groups	43.74	45.61	43.65	46.87	47.85	53.26
	Of which NULM/SJSRY	4.46 (3.00%)	1006.22 (6.12%)	5.46 (22.42%)	1126.86 (11.99%)	4.25 (-22.10%)	1350.80 (19.87%)
	% of NULM/SJSRY Groups	5.64	7.35	6.36	6.99	4.86	6.89
Loans Disbursed to SHGs during the year	Total No. of SHGs extended loans	18.32 (12.67%)	37286.90 (35.18%)	18.98 (3.60%)	38781.16 (4.01%)	22.61 (19.13%)	47185.88 (21.67%)
	All women SHGs	16.29 (12.50%)	34411.42 (40.92%)	17.16 (5.34%)	36103.13 (4.92%)	20.75 (20.92%)	44558.74 (23.42%)
	Percentage of Women Groups	88.92	92.29	90.42	93.09	91.78	94.43
	Of which NRLM/SGSY	8.16 (26.91%)	16785.78 (76.92%)	8.86 (8.58%)	17336.26 (3.28%)	12.70 (43.41%)	25055.18 (44.52%)
	% of NRLM/SGSY Groups	44.54	45.02	46.69	44.70	56.20	53.10
	Of which NULM/SJSRY	1.11 (5.71%)	2620.22 (40.00%)	1.06 (-4.5%)	2675.77 (2.12%)	1.06 (0.17%)	2424.07 (-9.41%)
	% of NULM/SJSRY Groups	6.06	7.03	5.60	6.90	4.71	5.14
Loans Outstanding against SHGs as on 31 March	Total No. of SHGs linked	46.73 (4.59%)	57119.23 (10.81%)	48.48 (3.74%)	61581.30 (7.81%)	50.20 (3.55%)	75598.45 (22.76%)
	No. of all Women SHGs linked	40.36 (4.61%)	51428.91 (12.04%)	42.84 (6.14%)	56444.24 (9.75%)	45.49 (6.20%)	70401.73 (24.73%)
	Percentage Of Women SHGs	86.37	90.04	88.36	91.66	90.62	93.13
	Of which NRLM/SGSY	21.91 (18.69%)	26610.16 (34.72%)	24.91 (13.69%)	29994.43 (12.72%)	27.93 (12.13%)	38225.29 (27.44%)
	% of NRLM/SGSY Groups to Total	46.89	46.59	51.37	48.71	55.63	50.56
	Of which NULM/SJSRY	3.13 (-1.57%)	3979.75 (14.93%)	3.18 (1.60%)	4133.29 (3.86%)	2.90 (-8.58%)	5350.63 (29.45%)
	% of NULM/SJSRY Groups to Total	7.00	6.97	6.55	6.71	5.79	7.08

(Figures in parentheses indicate increase/decrease over the previous year)

Figure 4.1 : Progress of SHG-BLP during Past Three Years

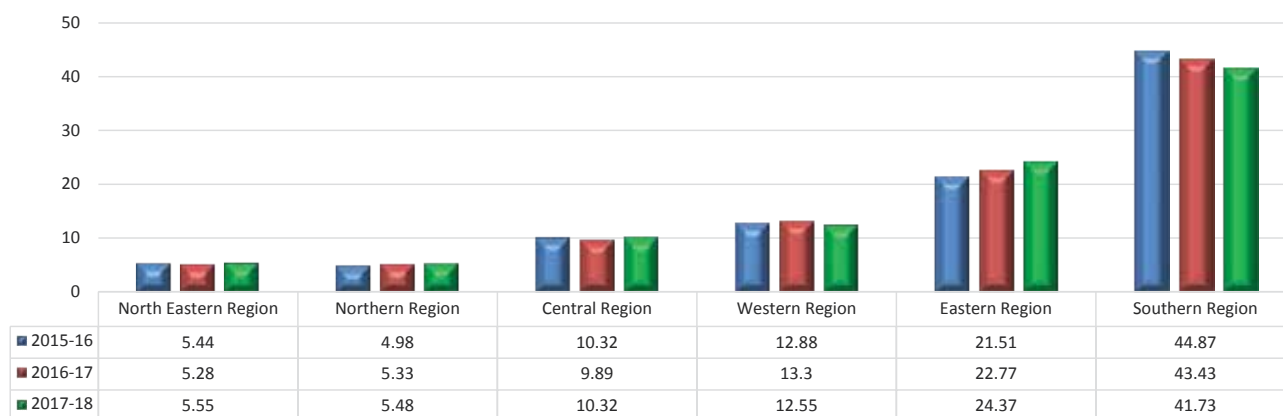
(No. of SHGs in Lakh,
Amount in ₹000 crore)



4.3 No. of Savings Linked SHGs

The banks have reported addition of 6.30 lakh savings linked SHGs in 25 States and UTs while there was a decline of 4.63 lakh savings bank accounts in other 9 States and UTs during 2017-18. Bihar, Odisha, Tamil Nadu and Andhra Pradesh together have put 4.69 lakh fresh savings linked SHGs during the year. On the other hand, Karnataka, Kerala, West Bengal and Maharashtra together have reported 4.46 lakh lesser number of SHGs as compared to previous year. The decline in savings accounts of SHGs is mainly due to data sanitization, closure of dormant accounts, reporting issues by banks and change in the SHG Bank Linkage model like SHGs have shifted to linkage through Banking Correspondents (in Karnataka). The share of Southern Region in terms of number of SHGs declined to 41.73% in 2017-18 from almost half (48.3%) in 2014-15. A decline in reported number of SHGs in Maharashtra and Gujarat resulted a fall in the total number of SHGs in Western Region as well (Figure 4.2). The state-wise details of number of SHGs are given in Statement IIA.

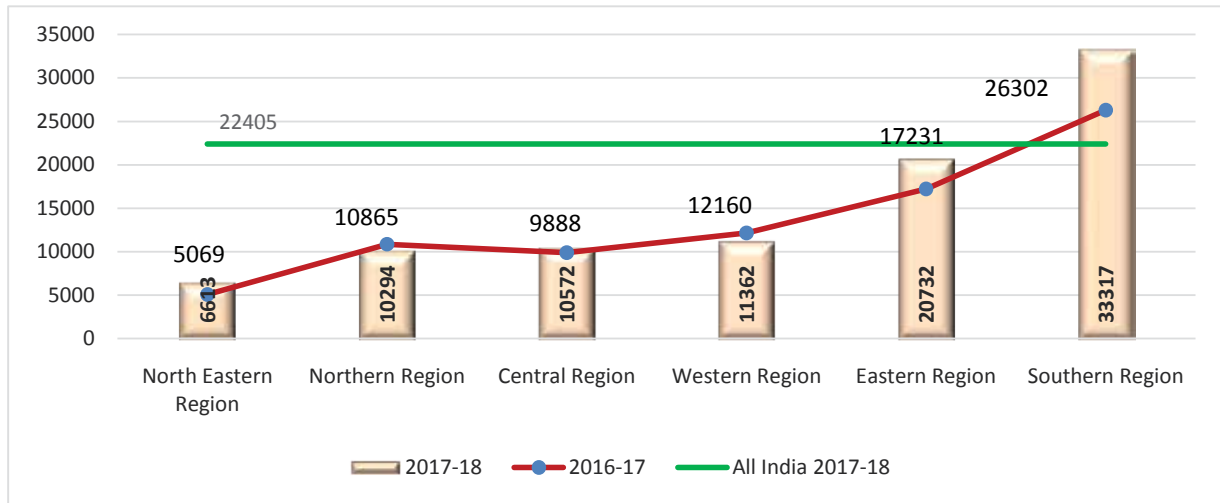
Figure 4.2 : Regional Distribution of SHGs with Savings Linkage
(% Share No. of SHGs)



4.4 Savings Outstanding

A robust savings outstanding of a SHG is its strength as it can meet exigencies of its members through internal lending as well as can source a bank loan for a suitable investment plan. The savings outstanding of SHGs as on 31 March 2018 has reached all-time high of ₹ 19,592 crore, about 22 per cent more than that a year back. The average savings outstanding per SHG has also increased by 19 per cent during the year to ₹ 22,405 as on 31 March 2018 from ₹ 18,788 in the previous year. The average savings outstanding was highest in Southern Region while it was low in North Eastern and Central Region (Figure 4.3). Southern states have a sizeable number of matured SHGs that contribute higher amount of monthly savings leading to higher average savings rate, whereas in North Eastern States and other priority states, the average savings are low. States that have added more number of new SHGs during the year have recorded decline in average savings outstanding during the year. There was single digit deviation in Northern and Western Region (fall) and Central Region (rise) while Eastern, Southern and North Eastern Regions have improved in the average savings outstanding by 20%, 27% and 30% respectively, over the previous year level. The state-wise savings outstanding position is given in Statement IIA.

Figure 4.3 : Region-wise Average Savings Outstanding of SHGs (per SHG)



4.5 Credit Disbursement by Banks

During 2017-18, a record number of SHGs, 25.86% of total SHGs, were provided with institutional credit, highest so far in a single year. Banks disbursed ₹47,186 crore loans to 22.61 lakh SHGs during the year, as compared to 18.98 lakh SHGs during 2016-17. The number of SHGs availing bank loan during the year was more than the previous year in case of all Regions except Central Region, which recorded a decline mainly due to a fall in the number of credit linkage of SHGs in Chhattisgarh and Madhya Pradesh. Against one in every four SHGs on an average at all India level, one in every three SHGs in Southern Region and Eastern Region have availed bank loan during the year whereas in other regions, the credit coverage of SHGs was much less (ranged between 7.21% and 11.75%) as compared to the national level (Figure 4.4). This implies a lesser degree of repeat finance is happening in the states in Northern, North Eastern, Central and Western Regions.

Figure 4.4 : Region-wise Coverage of SHGs under Bank Loan disbursement during 2017-18 and 2016-17 (%)

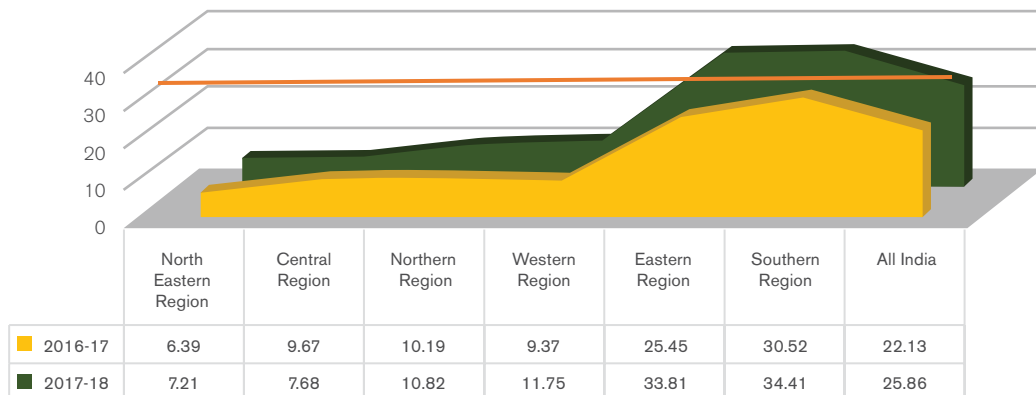
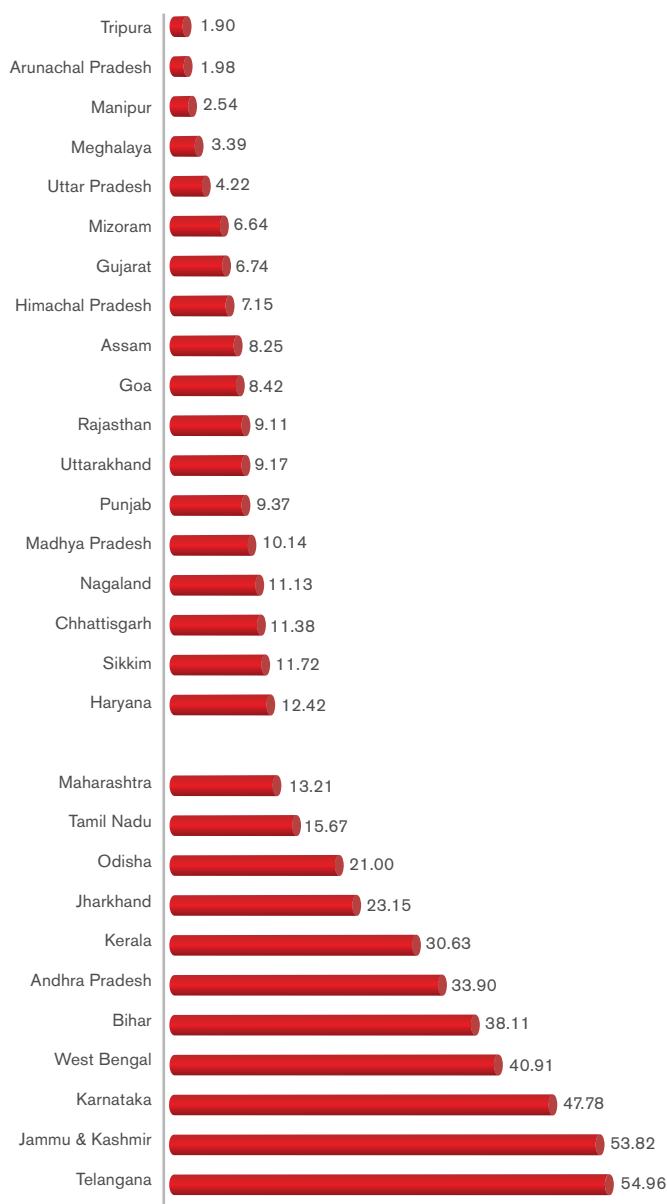


Figure 4.5 : SHGs availed Bank Loan during 2017-18 in States (%)

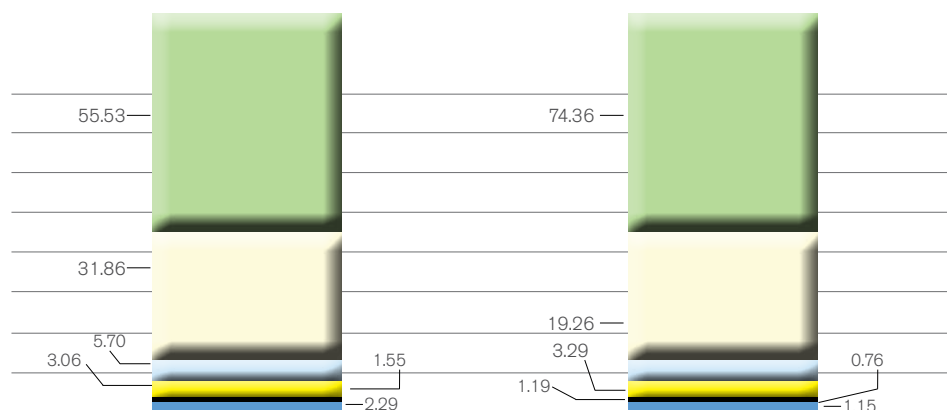


Credit linkage of SHGs during the year was high in Southern states like Telangana, Karnataka, Andhra Pradesh and Kerala. Some other states like Jammu & Kashmir, West Bengal and Bihar also have high credit linkage during the year. Low credit linkage in North Eastern states and some priority states like Uttar Pradesh, Gujarat, Rajasthan, Madhya Pradesh, Chhattisgarh, etc. remains a concern (Figure 4.5). In states like Chhattisgarh, Madhya Pradesh, Gujarat, Andhra Pradesh, Tamil Nadu, etc., the number of SHGs provided with bank loan during 2017-18 was lesser than the previous year. On the other hand, as compared to previous year, more number of SHGs were provided bank loan during 2017-18 in states like Jammu & Kashmir, Jharkhand, Odisha, Bihar, West Bengal, Karnataka, Kerala, Maharashtra, etc.

During 2017-18, about ₹47,186 crore of bank loan was disbursed as against ₹38,781 crore in the previous year. There was an increase of 22 percent in the total amount of loan disbursed by banks to SHGs during the year as compared to 2016-17. The quantum of loan disbursed to SHGs was lower than the previous year in Central and Northern Regions where as all other regions witnessed a rise in it.

The dominance of Southern Region in disbursement of bank loans to SHGs continued during 2017-18 as well. It accounted for more than half of the total number of SHGs availing credit during 2017-18 across the country and almost three-fourths of the total credit disbursed to SHGs during the year. Eastern Region followed Southern Region with a share of 32 percent of number of SHGs and 19 percent of loan disbursement while all other four Regions together accounted for 12.6 percent SHGs and 6.4 percent of total loan disbursed during 2017-18 (Figure 4.6).

Figure 4.6 : Region-wise Distribution of SHGs Availed Bank Loan during 2017-18 (%)



	No. SHGs	Disbursement
■ Southern Region	55.43	74.36
■ Eastern Region	31.86	19.26
■ Western Region	5.70	3.29
■ Central Region	3.06	1.19
■ North Eastern Region	1.55	0.76
■ Northern Region	2.29	1.15

The average loan disbursement per SHG during 2017-18 was ₹2.09 lakh, a slender rise of 2 percent from ₹2.04 lakh the previous year. Southern Region however continued to have the distinction of having highest per SHG average credit disbursement of ₹2.79 lakh with a marginal rise over previous year (Table 4.2). North Eastern Region (4%) and Eastern Region (33%) also recorded a rise in the average credit disbursement whereas Northern Region (-15%), Central Region (-3%), and Western Region (-14%) have witnessed a fall in it during 2017-18 as compared to the previous year (Table 4.2). There

was a decline in the average credit disbursement to SHGs in Northern, Central and Western Regions during 2015-16 over 2014-15 too. On the other hand, there was a fall in the total loan disbursement to SHGs in Central and Western Regions during 2017-18 as compared 2015-16. These regions contain mostly the priority states where a sizeable rural population belongs to low economic strata. A fall in average credit disbursement indicates lesser amount of repeat linkages to matured SHGs. This also indicates a low credit availability to SHGs from institutional sources which may not be allowing the SHGs to venture into income generating activities and most of the SHGs may be utilizing the bank loans for consumption purposes. The number of SHGs availing bank loan, total amount of credit disbursed by banks and the average credit disbursement to SHGs in different Regions during the past three years are shown in Table 4.2. The state-wise position of bank loans disbursed to SHGs during 2017-18 is given in Statement II B.

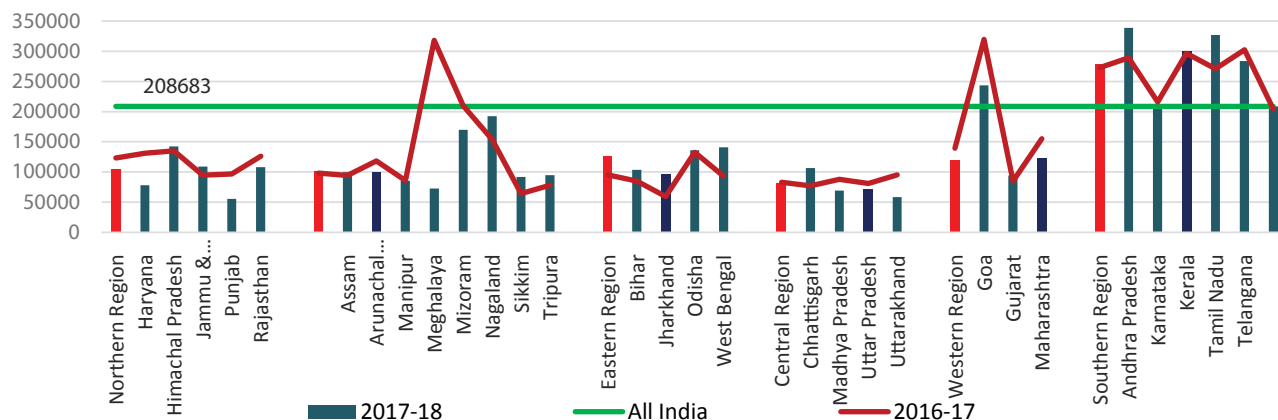
Table 4.2: Region-wise Status of Bank Loan Disbursed to SHGs During Past Three Years

(Total loan disbursed in ₹Lakh; Average loan disbursed in ₹/SHG)

Regions	2015-16			2016-17			2017-18		
	No. of SHGs	Total Loans Disbursed	Average Loan Disbursed	No. of SHGs	Total Loans Disbursed	Average Loan Disbursed	No. of SHGs	Total Loans Disbursed	Average Loan Disbursed
North Eastern	26037	21969	84375	28961	28421	98134	35017	35721	102010
Northern	38106	48298	126746	46567	57414	123294	51800	54038	104320
Central	84282	119067	141272	82012	67958	82864	69295	55943	80732
Western	112525	188632	167636	106825	148819	139311	128973	155099	120257
Eastern	412576	349489	84709	497063	473172	95194	720444	908950	126165
Southern	1158797	3001235	258996	1136692	3102332	272926	1255603	3508834	279454
All India	1832323	3728690	203495	1898120	3878116	204314	2261132	4718587	208683

Among the states, the average credit disbursement per SHG declined over the previous year significantly in Haryana, Punjab, Meghalaya, Uttarakhand (above 25%), Arunachal Pradesh, Madhya Pradesh, Goa, Maharashtra (>15-25 %), Rajasthan and Uttar Pradesh (10-15%). Telangana and Karnataka also witnessed moderate fall in average loan disbursement (around 5%). On the other hand, there was an increase in the average credit disbursement in states like Jharkhand, West Bengal, Bihar, Chhattisgarh, Tamil Nadu, Andhra Pradesh and Gujarat. Average credit disbursed per SHG was high in Andhra Pradesh (₹3.39 lakh), Tamil Nadu (₹3.27 lakh), Kerala (₹3.01 lakh) and Telangana (₹2.84 lakh) and Goa (₹2.43 lakh). Only five states have an average credit disbursement higher than the national average of ₹2.09 lakh during the year while Karnataka was a little lower at ₹2.05 lakh. Twelve states have average credit disbursement per SHG during 2017-18 at less than ₹1.00 lakh while another eight states have it between ₹1.00 lakh and ₹1.50 lakh. The state-wise and region-wise average credit disbursement per SHG during 2017-18 and 2016-17 have been portrayed in Figure 4.7.

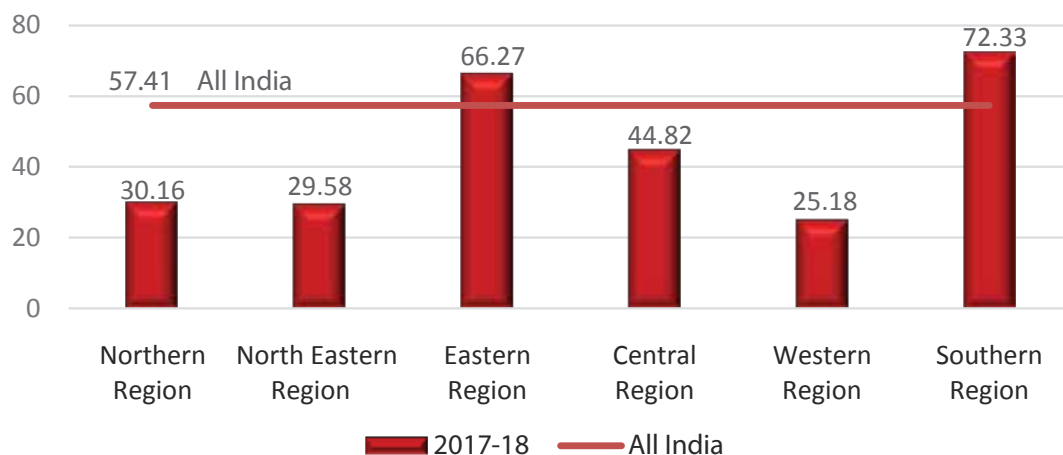
Figure 4.7 : State wise and Region wise Average Loan Disbursement in 2017-18 and 2016-17 (per SHG)



4.6 Credit Outstanding

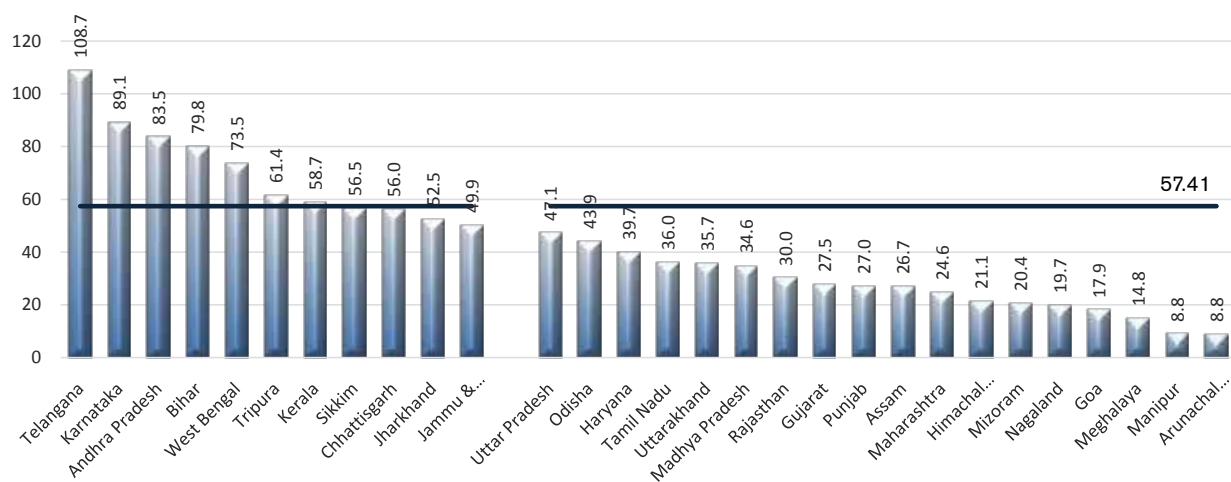
As of 31 March 2018, 50.20 lakh SHGs (57.41% of total SHGs) were having credit outstanding of ₹75,598 crore as against 48.48 lakh (56.53%) SHGs with credit outstanding of ₹61,581 crore a year ago, recording 4 per cent rise in number of SHGs and 23% rise in the quantum of loan outstanding during the year. The rise in the number of outstanding accounts and quantum of loan outstanding with SHGs is mainly owing to increased credit disbursement during the year. As compared to the previous year, there was not much deviation in the overall number of SHGs having bank loan outstanding as at the end of March 2018. However, Inter region and intra region disparities are perceptible in both number of SHGs having loan outstanding as well as the quantum of loan outstanding during the year. Against 57 per cent SHGs having loan outstanding at all India level, Southern Region has maximum concentration with 72 per cent, followed by Eastern Region with 66 per cent. All other Regions have low density of bank credit penetration to SHGs as evinced from Figure 4.8.

Figure 4.8 : SHGs Having Loan Outstanding as on 31 March 2018 (%)



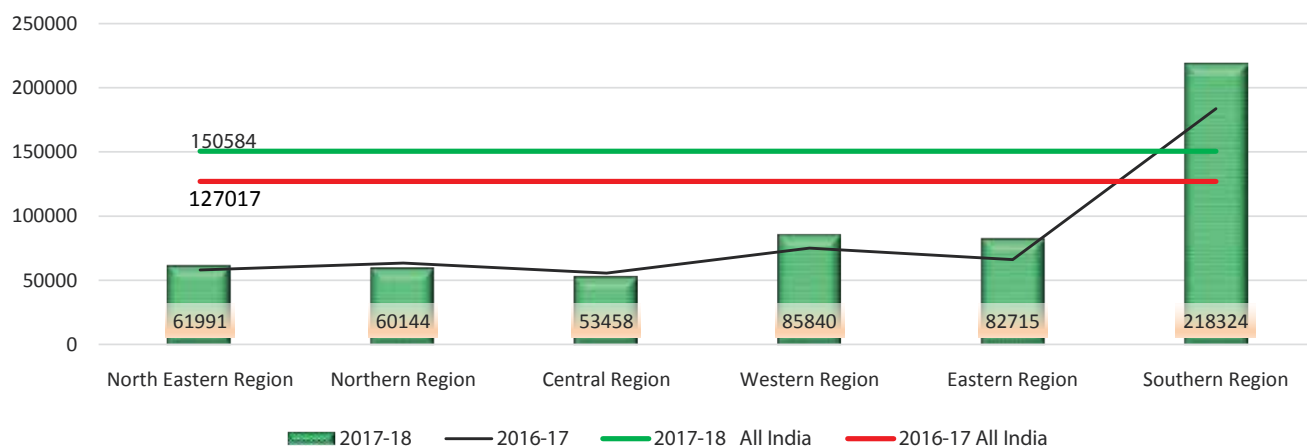
Among the states, only seven states, including four from Southern Region viz, Telangana, Andhra Pradesh, Karnataka and Kerala, have higher density of credit linkage of SHGs than the all India level (Figure 4.9). Many of the SHGs in Telangana have bank loan under Cash Credit, investment credit and state government loan schemes which lead to more number of loan accounts than the number of SHGs in the state. High rate of loan outstanding in southern states and Bihar, West Bengal, etc. was owing to wider credit coverage of SHGs having credit linkage during past 2-3 years. Credit coverage was low in certain small states and North Eastern states. However, major states like Maharashtra, Gujarat, Rajasthan, Madhya Pradesh, and Tamil Nadu also have relatively low credit linkage of SHGs as on 31 March 2018. This percentage was lowest among all states in Arunachal Pradesh (4.4%) and among larger states, in Gujarat (19.6%).

Figure 4.9 : State-wise SHGs Having Bank Loan Outstanding (%)



The average loan outstanding increased by 19 per cent to ₹1,50,584 from ₹1,27,017 per SHG. Northern and Central Regions have recorded a fall in the average loan outstanding compared to previous year while all other regions have registered a rise in it (Figure 4.10). The average loan outstanding was highest in Southern Region and there is a jump of 19 per cent in it during the year. Eastern Region also improved the loan outstanding by 25 per cent, mainly by improving the credit flow to SHGs during the year. On account of a fall of 18 per cent in Rajasthan, the Northern Region had a decline in its average loan outstanding by 5 per cent. Madhya Pradesh and Uttar Pradesh also dragged down the average credit outstanding by 4 per cent in Central Region.

Figure 4.10 : Region-wise Average Loan Outstanding (per SHG)



Southern Region continued its dominance in the share of bank loan outstanding position in terms of all the three parameters i.e. number of SHGs (26.4 lakh, 52.6%), quantum of bank loan outstanding (57,625 crore, 76.22%) as well as average loan outstanding per SHG (2.18 lakh) as on 31 March 2018. Even though the number of SHGs with credit outstanding improved marginally by 4 per cent as compared to previous year, there was 24 per cent rise in total outstanding amount. The number of SHGs having bank loan outstanding in Eastern Region is a little over a half of that in Southern Region, but the quantum of loan outstanding is one fifth of that of Southern Region, which indicates a much lower average credit outstanding as compared to Southern Region (Table 4.3). Eastern Region however is showing an improvement in number of SHGs with credit linkage and quantum of credit outstanding with increase by 5 per cent in the former and 31 per cent in the latter during the year. Region-wise status of bank loan outstanding to SHGs during past three years is given in Table 4.3.

Table 4.3: Region-wise Status of Bank Loan Outstanding to SHGs during Past Three Years

(Total Loan o/s in ₹Lakh; Average Loan o/s in ₹/ SHG)

Regions	2015-16			2016-17			2017-18		
	No. of SHGs	Total Loan o/s	Average Loan o/s	No. of SHGs	Total Loan o/s	Average Loan o/s	No. of SHGs	Total Loan o/s	Average Loan o/s
North Eastern	150860	88473	58646	143222	83160	58064	143648	89048	61991
Northern	154724	115907	74912	143905	91167	63352	144428	86865	60144
Central	434797	289590	66604	398411	221368	55563	404378	216172	53458
Western	258119	203462	78825	278097	208907	75120	276336	237207	85840
Eastern	1130902	703767	62231	1343296	888561	66148	1412153	1168064	82715
Southern	2543219	4310725	169499	2541356	4664964	183562	2639415	5762489	218324
All India	4672621	5711923	122242	4848287	61581306	127017	5020358	7559845	150584

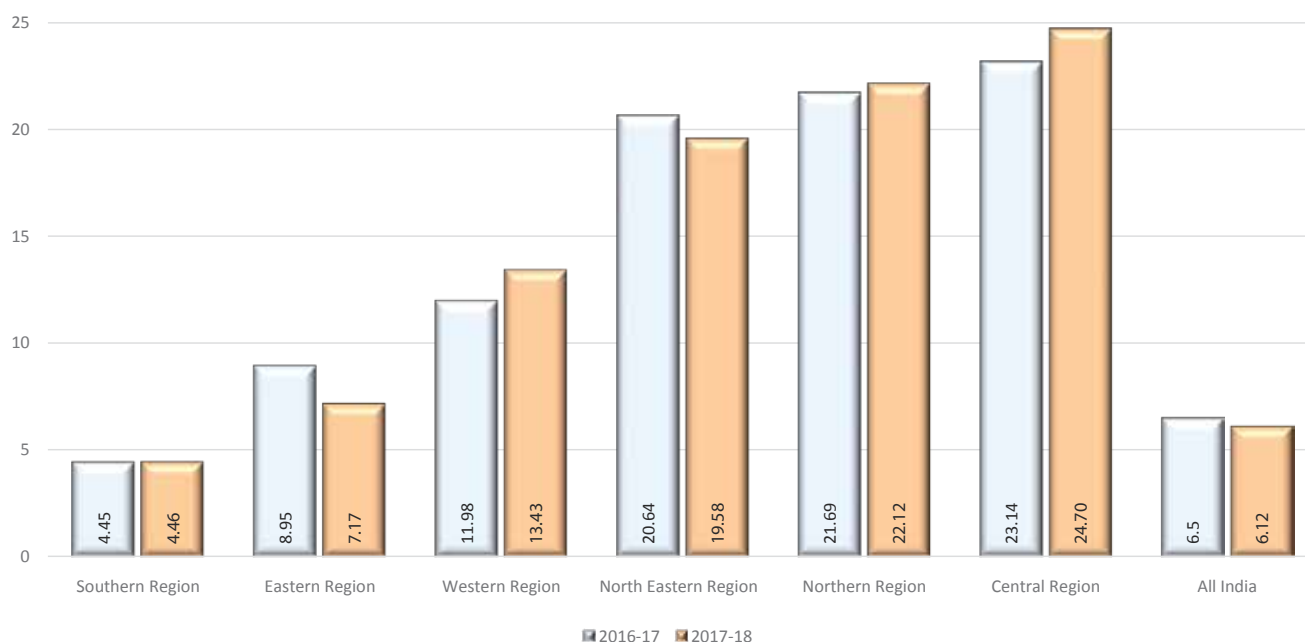
NB: o/s = Outstanding as on 31 March of the financial year.

Among States, the average loan outstanding per SHG was maximum in Telangana (₹2.44 lakh) followed by Andhra Pradesh (₹2.14 lakh), while it was lowest in tribal states of Jharkhand and Chhattisgarh at ₹0.45 and ₹0.43 lakh per group, respectively. The state-wise details of bank loan outstanding are given in Statement V.

4.7 NPAs in SHG-BLP

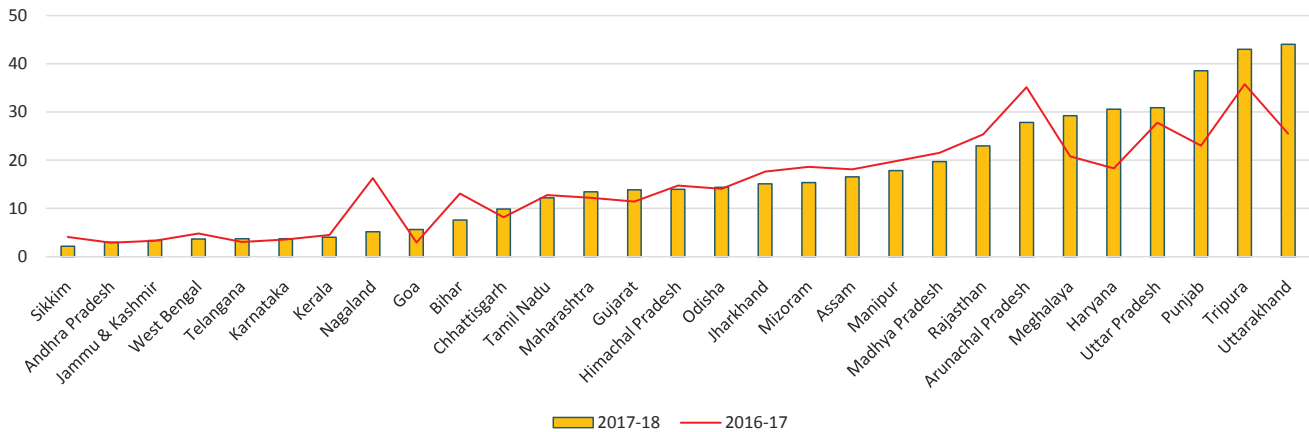
NPAs under bank loans to SHGs as on 31 March 2018 were 6.1 per cent as compared to 6.5 per cent the previous year. The concern however, is the absolute NPA amount has been steadily increasing in recent years, by 15 per cent during the year to ₹4628 crore as on 31 March 2018 from ₹4,002 crore in 2017 and ₹3,686 crore in 2016. In spite of the major share in bank loan disbursement and coverage of SHGs in credit linkage, the Southern Region could manage to keep the NPA level lowest at 4.46 per cent, almost at the same level as in previous year. All other Regions have the NPA rate on loans to SHGs more than the all India level. Central Region has the highest NPA level with 24.7 per cent and there is a rise in it by 156 bp as compared to previous year (Figure 4.11). Eastern Region and North Eastern Region have successfully reduced the NPA level during the year by 106 bp and 178 bp respectively. The overall NPA position in Eastern Region declined to 7.17 per cent from 8.95 per cent in 2016-17. The fall in Eastern Region was attributed to West Bengal where the gross NPA amount declined by 15 crore. Fall in the Gross NPA amount was also observed in other states like Rajasthan, Himachal Pradesh, Madhya Pradesh, Assam, Nagaland, and Jharkhand. This hints towards a better recovery of bank loans to SHGs in these states.

Figure 4.11 : Region-wise NPA Level (%)



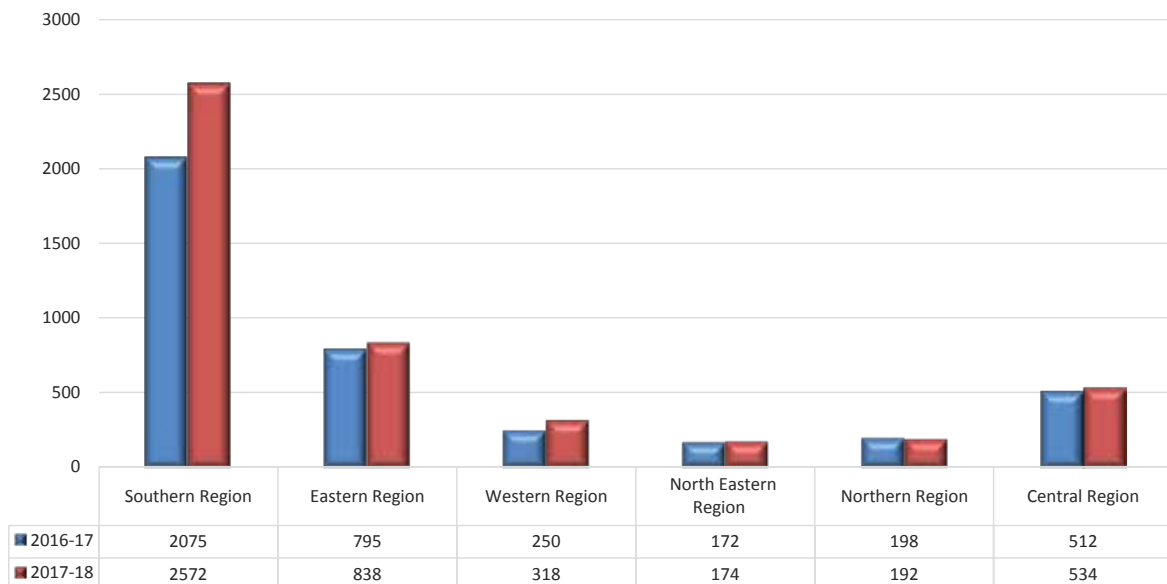
Among the states, maximum NPA level was witnessed in Uttarakhand, Tripura, Punjab, Uttar Pradesh, Haryana and Meghalaya, in descending order (Figure 4.12). All these states were having high NPA level in the previous year, and the worst part is their NPA level has gone up further in these states during the year.

Figure 4.12 : State-wise NPA in Bank Loans to SHGs (%)



Southern Region accounted for more than half (56%) of the total NPA amount of ₹4,628 crore as on 31 March 2018 and the share has increased from 52% during the year. The quantum of NPAs increased in all Regions except Northern Region where there was a marginal fall in it to ₹192 crore from ₹198 crore in 2016-17 owing to a fall of ₹20 crore in Rajasthan (Figure 4.14).

Figure 4.13 : Absolute NPA Amount (₹Crore)



Three Southern states viz. Tamil Nadu (17.5%), Andhra Pradesh (14.4%) and Telangana (11%) together accounted for 43% of the total NPA amount as on 31 March 2018. While Rajasthan alone accounts for nearly 60 per cent of the gross NPA in Northern Region, Maharashtra accounts for 87% in Western Region, and Assam and Uttar Pradesh account for nearly two thirds of the Gross NPA in North Eastern Region and Central Region respectively. Bihar (5.2%), Odisha (7%) and West Bengal (47%) together account for 93% of gross NPA amount in Eastern Region. The state-wise status of NPAs in bank loans to SHGs is given in Statement VI.

4.8 Agency-wise distribution of SHG Bank Linkage Programme

Following the agenda for holistic development, ubiquitous access to financial services for the unreached, the banking sector has been proactive in proliferating microfinance through expansion of savings and credit linkage of SHGs. Commercial Banks by virtue of their vast network take the lead in SHG-BLP. More than half (46.37 lakh, 53%) of the SHGs in the country maintain their savings account with the Commercial Banks. During 2017-18, the share of Commercial Banks in terms of SHGs with savings linkage increased marginally. Commercial Banks accounted for 60 per cent of the savings outstanding of SHGs (Table 4.4). Though the total quantum of savings outstanding with Commercial Banks increased by 14 percent during the year, the share has a slender fall from 63 per cent in previous year. On the other hand, a little more than 28 lakh (32%) SHGs maintain their savings bank account with RRBs and during the year 2.2 lakh more SHGs have been savings linked with RRBs. SHGs of RRBs have savings outstanding of ₹5807 crore, 30 percent of the total savings outstanding under SHG-BLP as on 31 March 2018. RRBs recorded a little more than 47 per cent improvement in their average savings outstanding per SHG during the year (Table 4.5). The Cooperative banks continued their subdued performance under SHG-BLP with 15 percent SHGs and 11 percent of savings outstanding. Bank-wise status of savings outstanding of SHGs as on 31 March 2018 is given in Statement IA.

Table 4.4: Agency-wise Status of SHG-BLP in 2017-18

(Amount ₹ lakh)

Category of Agency	Total Savings of SHGs with Banks as on 31 March 2018		Loans disbursed to SHGs by Banks during 2017-18		Total Outstanding Bank Loans against SHGs		NPAs	
	No. of SHGs	Savings Amount	No. of SHGs	Loans disbursed	No. of SHGs	Loan Outstanding	Amount of Gross NPA	NPA (%)
Commercial Banks	4633712	1166422	1272886	2870762	2904086	4874805	310120	6.36
% Share	52.99	59.54	56.29	60.84	57.85	64.48	66.00	
Regional Rural Banks	2807744	580735	782563	1511934	1658221	2273864	121603	5.35
% Share	32.11	29.64	34.61	32.04	33.03	30.08	26.10	
Cooperative Banks	1302981	212054	205683	335892	458051	411176	31082	7.56
% Share	14.90	10.82	9.10	7.12	9.12	5.44	7.90	
Total	8744437	1959211	2261132	4718588	5020358	7559845	462805	6.12

Commercial Banks have a robust share in the credit flow to SHGs as well, with disbursement of ₹28707 crore (61% of total disbursement during the year) to 12.73 lakh SHGs. During the year, Commercial Banks disbursed 18 per cent more amount of loan to 14 percent more number of SHGs as compared to 2016-17. RRBs have registered a big jump of 40 per cent in number of SHGs and 30 per cent in quantum of loan disbursement during the year. The Cooperative banks could extend credit of ₹3359 crore to 2 lakh SHGs. The Cooperatives extended credit to 8 per cent lesser number of SHGs as compared to previous year. However, there is an increase of 17 per cent in the quantum of credit disbursed during the year. This implies an improvement in the average credit disbursement of loans to SHGs by Cooperative Banks during the year (Table 4.5). The average loan disbursement per SHG by Commercial banks remains the highest during 2017-18, a slender rise over the previous year. On the other hand, RRBs recorded a fall in the average credit disbursement during the year as compared to the previous year.

Table 4.5: Agency-wise Average savings, Loan Disbursement during the year and Loan Outstanding (₹per SHG)

	Average Savings of SHGs with Banks			Average Loans disbursed to SHGs by Banks			Average Outstanding Bank Loans against SHGs		
	2017-18	2016-17	Change #	2017-18	2016-17	Change#	2017-18	2016-17	Change#
Commercial Banks	25173	22883	10.01	225532	217629	3.63	167860	144809	15.92
Regional Rural Banks	20683	14042	47.29	193203	208290	-7.24	137127	118621	15.60
Cooperative Banks	16275	14956	8.81	163306	128097	27.49	89766	66996	33.99
Total	22405	18788	19.25	208683	204314	2.14	150584	127017	18.55

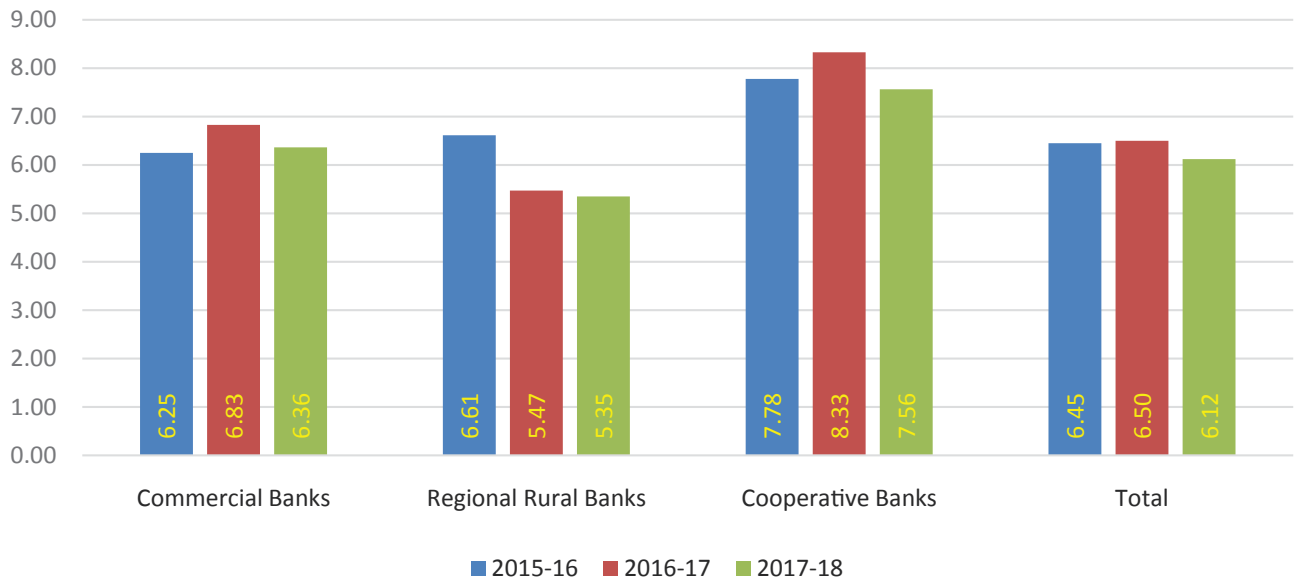
Percent raise or fall in 2017-18 over 2016-17.

Commercial Banks have 64.5 per cent of total bank loan outstanding by SHGs as on 31 March 2018. RRBS and Cooperative banks have 30 per cent and 5.5 per cent share respectively (Table 4.4). The average loan outstanding also remains the maximum in case of the Commercial Banks and least for the Cooperative Banks (Table 4.5). Cooperative banks however have recorded 34 per cent Jump in average loan outstanding during the year as compared to about 16 per cent in case of Commercial Banks and RRBs. Bank-wise details of loans outstanding at the end of financial year 2017-18 under SHG-BLP are given in Statement I-C.

The overall NPA rate in bank loan to SHGs was 6.12 per cent during 2017-18 registering a fall of 38 bps. All categories of banks have reduced their NPA level during 2017-18 (Figure 4.14). The RRBs with 5.35 per cent have NPA level lower the all India average of 6.21 per cent. On the other hand, the Cooperative Banks have maintained it at highest

level. Out of the total NPA amount of ₹4628 crore, the Commercial Banks with ₹3101 crore (Table 4.4) account for two third of it and there has been a rise of 17 per cent in it over the previous year. RRBs also registered a rise of 16 per cent in its NPA amount of ₹1216 crore as on 31 March 2018. Cooperative banks however succeeded in lowering the NPA amount marginally to ₹310 crore from ₹316 crore during the year.

Figure 4.14 NPA Position of Banks during last three years (%)



5. MFI- Banks Linkage Programme



5.1 MFI – Banks Linkage Programme

Micro Finance Institutions (MFIs) in India are at a cusp where they again have to reinvent themselves. Post Andhra crisis, the Reserve Bank of India issued guidelines for the lending operations of MFIs based on the Malegam Committee recommendations. A new class of financial organizations named as NBFC–MFIs was created subject to satisfying certain conditions regarding the capital to be employed, lending to members, cap on interest to be charged and margin to be retained, etc. As the loans extended to the MFIs by banks qualify for priority sector category subject to fulfillment of similar conditions, other MFIs also strived to follow these guidelines. RBI's upgraded regulations and guidelines on NBFC-MFIs and inclusion of loans to MFIs by banks under priority sector resulted in phenomenal growth of MFIs during the last five years with a Compound Annual Growth Rate (CAGR) of 25% between December 2012 and December 2016. It also resulted in several of them becoming differentiated banks viz Small Finance Banks who accounted for roughly 46% of the MFI loan portfolio. Their conversion into SFBs has created a temporary vacuum, while new Fintechs are vying for the pie, lending micro loans to underserved clients at competitive rates with minimum time lag. Therefore, the existing MFIs need to recalibrate themselves to meet the challenges from both the new players who are techsmart and the erstwhile counterparts who are currently resource-rich so as to retain their business.

Microfinance sector is a client – centric business and the USP of MFIs over other mainstream players was the information asymmetry its door-step model sought to eliminate. MFIs today need to invest in technology and automate much of their operations, not to lose the human touch but to enhance the customer experience. The risk and compliance related repetitive and tedious work can be automated so that it frees human resources to concentrate on vital areas which in the case of Microfinance is the client. As per Bharat Microfinance Report 2017, the median Active Borrower per credit officer, (ABCO) in 2017 is 426 which is very high. ABCO measures the number of active borrower served by a Credit officer. The number is significant as it measures the quality and quantity of time spent by the officer. With low ratio, better service is possible. It will ultimately reduce cost and enable the MFIs to price their products better. Better data analytics will lead to new products and customer segments.

MFI business is primarily cash-intensive but with demonetization, the focus has now shifted to “digital payments” necessitating digital literacy among clients. Historically, banks under the guidance of RBI have been investing in financial literacy of customers. With many of their clients lacking digital literacy, MFIs can consider investing in client literacy as a business promotion measure.

Once digital payments pick up, data security and protection also needs to be beefed up. Blockchain technology can protect them from data thefts and manipulations. It alters traditional data distribution and storage practices. Instead of relying on a centralized record, blockchains create connected blocks of cryptographically validated data that single users cannot corrupt or alter. The automatically updated log exists in a distributed environment, so anyone on the network can access it, but no one can modify it. It is particularly significant for complying with Know-Your-Customer norms. In the financial industry, blockchain technology is revolutionizing the way financial institutions process transactions in real time. Instead of waiting for a system to update, blockchain gives all parties (financial institutions, payment processes, and individuals) access to real-time information and fully encrypted transactions.

While technology will influence the future narrative in Microfinance sector, the client will remain at the core of the business and hopefully the winds of change will blow in his direction.

5.2 Progress under MFI/ MFO-Bank Linkage Programme

The Progress under MFI-Bank linkage programme during the last 3 years is shown in Table 5.1:

Table 5.1: Progress under MFI/ MFO-Bank Linkage

(Amount ₹ Crore)

Particulars	2015-16		2016-17		2017-18	
	No. of accounts	Amount	No. of accounts	Amount	No. of accounts	Amount
Loans disbursed by banks/FIs to MFIs/ MFOs	647	20795.57	2314	19304.38	1922	25515.23
Loans outstanding against MFIs/ MFOs as on 31 March	2020	25580.84	5357	29225.45	5073	32305.92

Source: Reporting Banks

The agency wise details of loans extended to MFIs are shown in Table 5.2.

Table 5.2: Loans to MFIs / MFOs by Banks / Financial Institutions

Financing Agency	Period	Loans disbursed to MFIs during the year		Loan outstanding against MFIs as on 31 March	
		No. of loan accounts	Amount (₹ Crore)	No. of loan accounts	Amount (₹ Crore)
Commercial Banks	2015-16	564	19324.14	1561	22682.85
	2016-17	1430	17091.33	3328	25089.18
	2017-18	641	22133.60	1962	26039.52
Regional Rural Banks	2015-16	31	52.42	344	210.23
	2016-17	13	37.83	250	78.75
	2017-18	13	55.93	358	64.16
Cooperative Banks	2015-16	3	6.00	17	11.76
	2016-17	834	207.33	1682	261.54
	2017-18	1248	38.70	2653	68.51
SIDBI	2015-16	49	1413.01	98	2676.00
	2016-17	37	1967.90	97	3795.98
	2017-18	20	3287.00	100	6133.74
Total by all agencies	2015-16	647	20795.57	2020	25580.84
	2016-17	2314	19304.38	5357	29225.45
	2017-18	1922	25515.23	5073	32305.93

Source: Reporting Banks

Bank wise details of MFIs financed are given in Statement VII. (In case of abridged version, refer to enclosed CD for Statements).

5.3 Revolving Fund Assistance / Capital Support to MFIs by NABARD

NABARD had been providing financial assistance to MFIs since 2007-08 by way of capital/ revolving fund support to help them to extend their outreach to the poor households and to enable them to leverage commercial borrowings from banks. However, after the announcement of creation of “India Microfinance Equity Fund” with SIDBI for the same purpose, these supports were discontinued with effect from 1st April, 2011. The outstanding against capital support provided stood at ₹3.61 crore against 09 entities as on 31 March 2018 and the RFA outstanding was ₹3.56 crore against 2 entities. Agency details are given in statements VII. (In case of abridged version, refer to enclosed CD for Statements).

5.4 Refinance to MFIs

NABARD had been providing financial assistance to MFIs by way of Long Term Refinance support to eligible NBFC-MFIs since 2014-15. NBFC-MFIs having grading upto mfR2 (mfR3 in North Eastern states and Hilly areas) by CRISIL or equivalent and continuous profit during last three years are eligible for refinance subject to fulfilling other conditions. During 2017-18, refinance to the tune of ₹744 crore has been disbursed to 12 MFIs.

6. NABARD as microfinance facilitator



6.1 In its journey of more than 25 years, the SHG movement in India has had NABARD as its indefatigable Guide and Supporter. NABARD's focus with regard to SHGBLP initiative has been "the inclusion of the unbanked populace inhabiting the remotest corners of the country in the mainstream banking by building capacity among them to take the movement forward". In that vein, during 2017-18, NABARD deepened its efforts towards facilitation of Microfinance initiatives through sanction of grant assistance for formation, nurturing and credit linking of SHGs with the banks, capacity building of various stakeholders through training, exposure visits, seminars, workshops etc, sanction of LEDPs for promoting sustainable and holistic livelihood opportunities, commissioning of studies etc. The facilitator role played by NABARD during 2017-18 in a nutshell is given in the following paragraphs:

6.2 Refinance to Banks

NABARD has been extending 100% refinance to banks towards their lending to SHGs to supplement their resources. Total loans issued by banks to SHGs and the refinance extended by NABARD for such loans is shown in Figure 6.1 and 6.2 respectively. During 2017-18, NABARD extended refinance to the extent of ₹6981.37 crore under SHG lending, comprising 14.80 % of the total refinance provided to banks for investment credit, as against ₹5659.51 crore disbursed during the previous year.

Cumulative disbursement of refinance by NABARD for SHG lending now stands at ₹50274.97 crore.

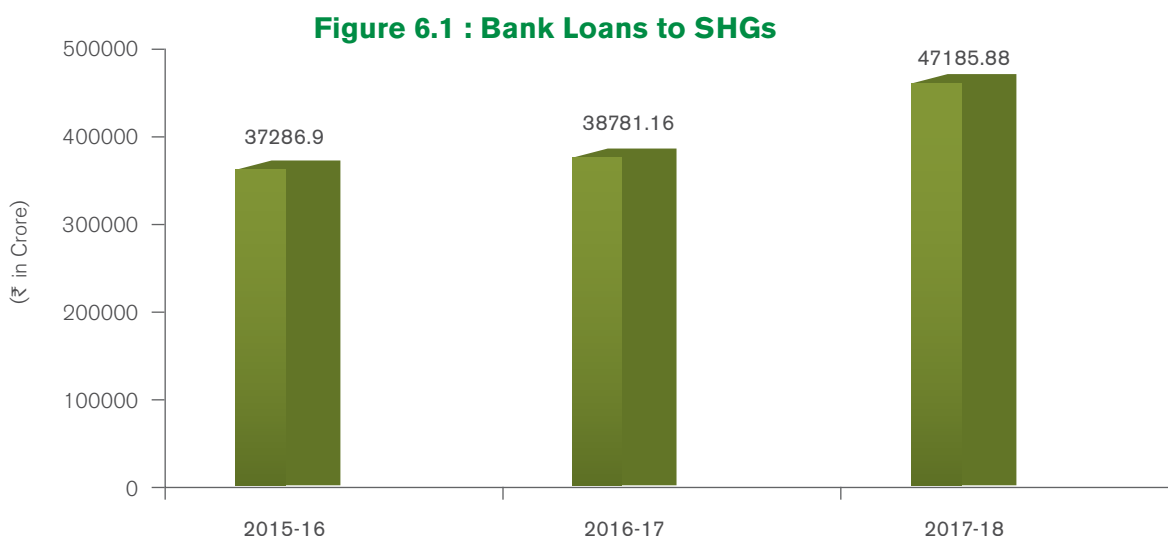
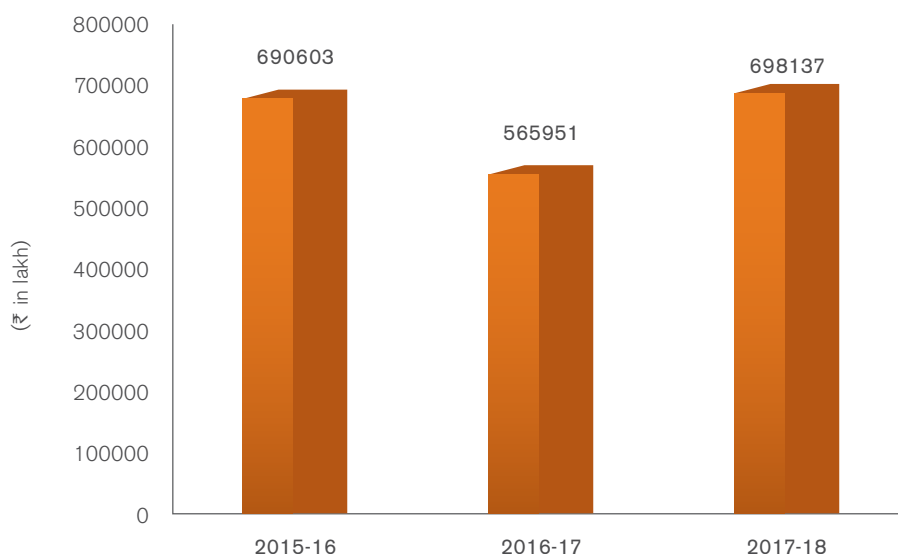


Figure 6.2 : NABARD Refinance to Banks



6.3 Expenditure on SHGs/JLGs - Funds utilized

6.3.1 'Financial Inclusion Fund' and 'Women Self Help Group Development Fund' were utilized during the year for various microfinance related activities such as formation and linkage of SHGs/JLGs through SHPIs/JLGPIs, training and capacity building of stakeholders, livelihood promotion, studies, documentation, awareness and innovations etc. A sum of ₹72.10 crore was expended during 2017-18 from these funds for the above purposes, registering an increase of 15.01% over the previous year.

6.3.2 Support for training and capacity building of microfinance clients

NABARD gave due recognition to training and capacity building of various stakeholders such as bankers, NGOs, Government officials, SHGs, SHG Federations and trainers. During 2017-18, more than 4377 training programmes were conducted and about 1.71 lakh participants were trained. Cumulatively, around 39.40 lakh participants have been imparted training till the end of 31 March 2018 creating a strong team for implementation of the microfinance programmes. The region-wise number of stakeholders trained by NABARD is given in Statements – VIII (A) to VIII(C). (In case of abridged version, refer to enclosed CD for Statements).

6.3.3 Grant Support to Partner Agencies for Promotion and Nurturing of SHGs

NABARD extended grant support to NGOs, Federations of SHGs, RRBs, NGO-MFIs, CCBs, PACS, Farmers' Clubs and Individual Rural Volunteers (IRVs) for promotion, nurturing and credit linkage of SHGs with the banks. This support has proved to be catalyst for the movement. Untiring efforts of the Self Help

Promoting Institutions (SHPIs) have led to spectacular growth of the movement and has spread the concept to every corner of the country. The financial support extended by NABARD to various SHPIs till 31 March 2018 is indicated in Table 6.1.

Table 6.1: Grant Support to Partner Agencies

(Amount ₹Lakh)

Agency	Sanctions during 2017-18		Release during 2017-18		Cumulative Sanctions 31.03.2018		Cumulative Releases 31.03.2018	
	Amount	SHG to be promoted Nos.	Amount	SHG SB linked Nos.	Amount	SHG to be promoted Nos.	Amount	SHG SB linked Nos.
NGOs	2580.47	25870	1480.21	35510	34789.95	667987	13077.37	482454
RRBs	54.6	975	126.12	3003	1596.38	58656	582.28	53514
Coop. Banks	67.2	1200	10.69	399	1091.02	63222	496.86	56074
IRVs	0	0	0	0	455.18	26350	78.25	12313
Farmers Clubs	0	0	0	0	46.00	5128	20.32	4469
PACS	10	200	3.53	320	625.91	14075	46.39	2050
SHG Federations	0	0	0	0	25.40	200	12.37	46
NGOs - MFIs	25	500	0.00	0	165.00	3300	4.00	0
Total	2737.27	28745	1620.55	39232	38794.84	838918	14317.84	610920
Women SHG Scheme (in LWE affected and backward districts)								
Anchor NGOs	N.A	N.A	2071.76	3930	20438.10	204381	9173.07	204628

Agency wise, State wise details of grant assistance extended to partner agencies have been given in Statements – IX-A (i) - IX-K. (In case of abridged version, refer to enclosed CD for Statements.)

6.3.4 Village Level Programmes

With a view to foster better understanding of mutual requirements between banks, SHGs & SHPIs and to sort out issues like credit linkage, repayment etc. at ground level, Village Level Programmes (VLPs) are being conducted with the support of banks and NRLM. VLPs sponsored by NABARD resulted in better interface between bankers and SHGs leading to increased credit flow and appreciation of each other's needs. During 2017-18, NABARD supported more than 30011 village level programmes with a sum of Rs. 464.27 lakh covering 855713 beneficiaries .

6.3.5 Conferences, Seminars and Meets

The successful journey of SHG-BLP spanning more than two and a half decades has been possible with the support of all stakeholders, including bankers, NGOs, Farmers club, PACs, SHG Federations etc. To take the movement forward both in increasing its width and depth, conduct of conferences, meets and

seminars prove pivotal for conveying issues, experiences and ground reality to policy makers, implementers, facilitators etc. During 2017-18, across the country, a total of 152 such seminars and meets were supported by NABARD with an amount of ₹50.53 lakh and covering 8955 participants.

6.3.6 Centre for Research on Financial inclusion and Microfinance (CRFIM)

The Centre for Research on Financial inclusion and Microfinance (CRFIM) set up within Bankers Institute of Rural Development (BIRD) takes up research activities in the field of Microfinance and financial inclusion, publishes an half yearly journal titled “The Microfinance Review”, organizes National seminar on financial inclusion and microfinance etc. towards facilitating policy initiatives and improvement in design and delivery system in the said space.

CRFIM during 2017-18, conducted studies on Provision of CBS plus services in STCCS, Opportunities and Issues from Supply and Demand Sides; Rapid Survey on RuPay Kisan Credit Cards (Rampur District Central cooperative bank- Rampur, UP) and Study on NPA in SHG, brought out two issues of the journal “The Microfinance Review” during 2017-18 and conducted “Chintan Baithak on Microfinance”.





LIFE IS NOT A GRIND ANYMORE! **THE STORY OF “NALANDA JATA SATTU”**

Nehusa village is located in Harnaut Tehsil of Nalanda district in Bihar. As with many other villages in the country, here too, agriculture is the primary occupation. However, out of a population of 3532, many did not have any sustainable livelihood and were not having any regular source of income. Sattu, a humble traditional food in North and Eastern India, particularly Bihar is turning the tide for them. Sattu is prepared by dry roasting grains or grams, mainly barley or Bengal gram. Traditionally, jata, a grinding stone, is used to make sattu out of the roasted gram. However, of late, Sattu making machines are being used for the purpose. The use of Jata involves manual effort, does not involve consumption of electricity and is therefore economical. Further, it is believed that, by using the traditional jata, the heat released during grinding is much lower compared to machine grinding, and hence, the flavor, texture and natural aroma are retained.

By using the traditional grinding stone to pound flour out of roasted gram, and providing a healthier alternative to machine-ground sattu, the SHG members are now earning a livelihood for themselves. NABARD sanctioned a Livelihood and Entrepreneurship Development Project (LEDP) to Kshitiz Agro Tech Pvt Ltd for arranging the entire gamut of activities viz training, handholding 150 SHG members and marketing their product. The total project cost is ₹ 4.38 Lakh. The beneficiaries have been provided training in making Sattu with gram, maintaining hygiene in the process and preserving the nutrient value of the product. Training has been provided under the guidance of Agriculture expert, nutrient expert, health expert, recipe expert, etc.

The NGO has built a Common Facility Centre, where all the women carry out the activity. The locally available maghi gram, popularly known as dehati chana and good quality grams produced organically by local farmers are used for making jata sattu. The raw material is procured by the agency on behalf of the SHG members as per the project deliverables.

The end product is packed into 250/500 grams/01 KG packs and a brand “Nalanda Jata Sattu” has been created which is sold in outlets like BIG BAZAAR, ALL IN ONE and are also being sold to local retailers. Today not only their efforts are gracing the shelves of big malls, the SHG members are earning approximately ₹ 350/- per day bringing stability of income in their lives.



7. On-going Initiatives

7.1 Scheme for Promotion of Women SHGs in Left Wing Extremism (LWE) and backward districts of India

NABARD, in association with the Department of Financial Services, Ministry of Finance, Govt. of India continued to implement the scheme for promotion and financing of Women Self Help Groups in 150 identified Left Wing Extremism (LWE) and backward districts of the country.

As on 31 March 2018, 2.05 lakh WSHGs savings linked and 1.20 lakh WSHGs credit linked. The detailed progress under the scheme as on 31 March 2018 is given in Statement X-A. (In case of abridged version, refer to enclosed CD for Statements).

7.2 SHG BLP Strategic Advisory Board

A Strategic Advisory Board was constituted in NABARD in 2015 with members drawn from DFS, MoRD / NRLM, RBI, Commercial Banks, SIDBI, RRBs, Cooperative Banks and Microfinance experts to give focus on strategic action plan on SHGBLP, evolving quality standards, financial literacy, digitisation of SHGs, livelihood promotion, etc. DMD of NABARD is the Chairman of the Advisory Board. The Third Meeting of the Strategic Advisory Board was held during the year. The Advisory Board deliberated the issues of gap in savings and credit linkage, credit deepening, difficulty in obtaining KYC of SHG members, challenges faced by banks in implementing the CIC reporting, rising NPAs in SHG lending etc. Advisory Board recommended action points for addressing issues such as credit gap, low level of credit flow to SHGs, tackling NPAs, Digitization of SHGs, Product level issues, studies etc.

7.3 Financing of Joint Liability Groups

NABARD extends grant support for formation and nurturing of JLGs to banks and other JLG promoting agencies. Apart from extending 100% refinance support to Banks, NABARD also extends financial support for awareness creation and capacity building of all stakeholders of this programme. As against 7.02 lakh JLGs promoted during 2016-17, JLGs promoted during 2017-18 were 10.19 lakh taking the cumulative number of JLGs promoted and financed by banks to 34.73 lakh as at the end of March 2018. The Southern States top the list with over 11.03 lakh JLGs organized cumulatively, Eastern Region follows closely with 10.72 lakh JLGs. In terms of loans disbursed, however, Southern States account for nearly 41% of the total loans disbursed cumulatively.

With a view to sensitizing the stakeholders of the JLG programme, NABARD has been arranging training programmes and exposure visits to successful JLGs, to the functionaries of these institutions including financing banks. Nearly 80000 personnel have already been benefitted from these trainings and exposure visits.

Figure 7.1 : No.of JLGs

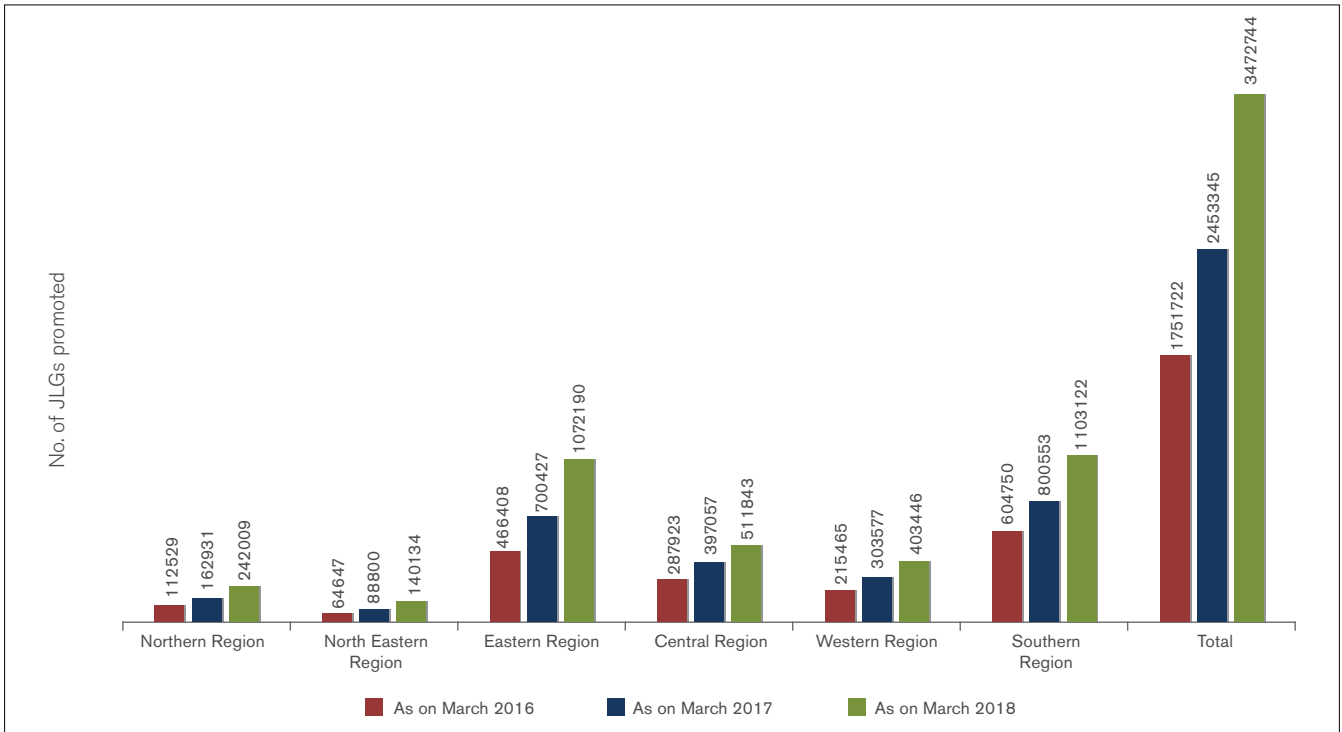
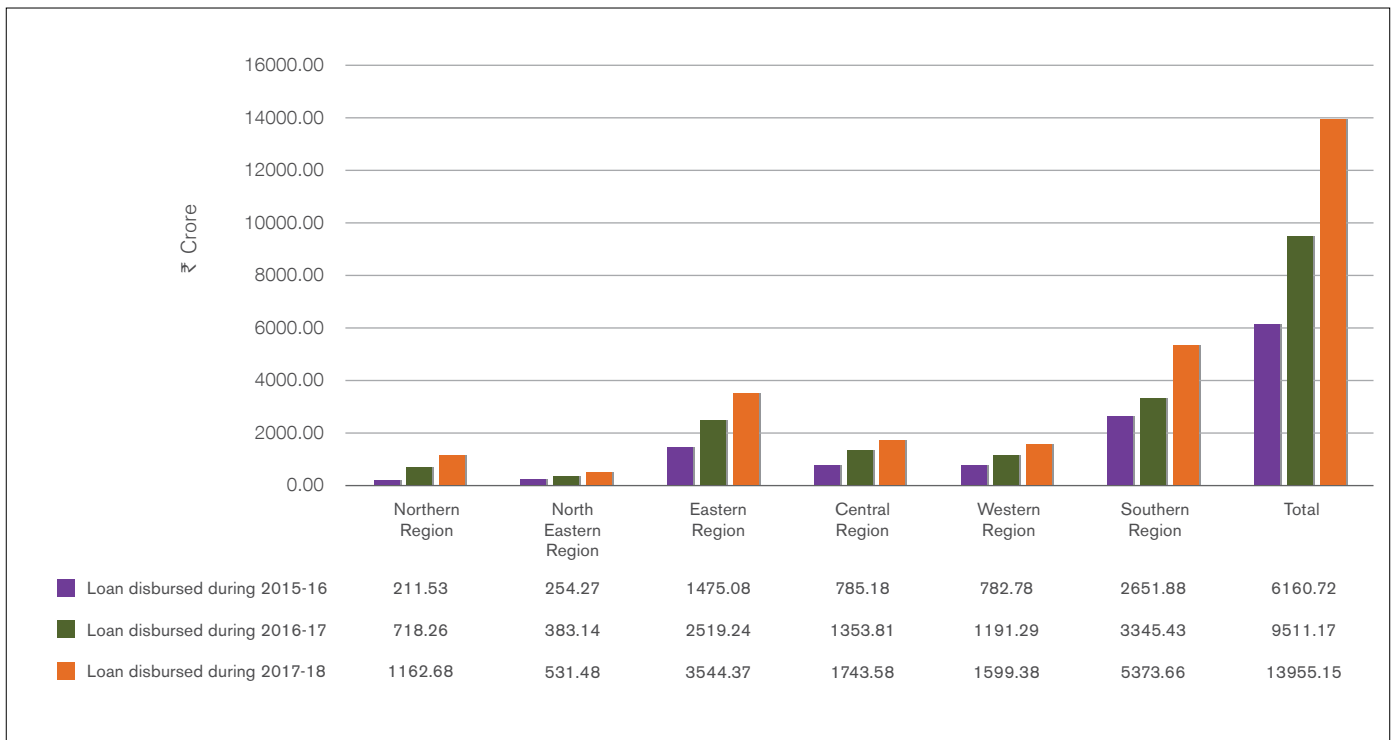


Figure 7.2: JLG - Loan Disbursed



7.4 Business Model on financing of JLGs through RRBs - NABARD Support

Based on the study / review of JLG linkage of RRBs and PSBs vis-à-vis Private Sector Banks during last few years, a business model for taking fee-based help of BC/JLGPI as BF for JLG lending by RRBs has been developed. In order to give push to the model, Tripartite / Bipartite MoUs have been signed with 36 RRBs in 18 states. State bank of India and Odisha SCB have also signed MoUs for implementing the model in the states of West Bengal and Odisha respectively. Four Trainers of Trainees (ToT) programmes have been conducted at BIRD centers for master trainers of each of the participating banks on the JLG business model, for popularizing the scheme.

7.5 Livelihood Interventions for SHGs

Skill development is an important tool for improving the employability and enhancing productivity of the working poor and thereby reducing poverty and exclusion. Rural poor women typically face difficulties and discrimination in accessing good quality training. Keeping the above in view, NABARD continued with Micro Enterprise Development Programme (MEDP) to nurture the entrepreneurial talents of members of mature SHGs to set up and run micro enterprises as a livelihood option in farm or non-farm sector. Around 16406 skill up-gradation training programmes have been conducted under this initiative covering about 4.68 lakh members of matured SHGs up to 31 March 2018.

NABARD mainstreamed Livelihood and Enterprise Development Programme (LEDP) with a view to create sustainable livelihoods among SHG members and to create maximum impact of skill up-gradation. LEDP targets SHG clusters in contiguous villages involved in farm and off-farm activities and supports intensive skill building, refresher training, backward-forward linkages, value chain management, end-to-end solutions, handholding and escort services over two credit cycles. During 2017–18, 2620 SHG members were provided skill and entrepreneurship training for setting up livelihood units through 185 LEDP programmes. Cumulatively, 15382 SHG members have been supported through 324 LEDP programmes with grant sanction of ₹ 1507 lakh from NABARD up to 31 March 2018.

7.6 Implementation of National Rural Livelihood Mission (NRLM) and Scheme for Interest Subvention to Women SHGs.

The Ministry of Rural Development (MoRD), Government of India launched the National Rural Livelihood Mission (NRLM) by restructuring Swarnajayanti Gram Swarojgar Yojana (SGSY) with effect from 1 April 2013. NABARD is implementing the Interest Subvention Scheme for Women SHGs under the National Rural Livelihood Mission (NRLM) for Regional Rural Banks (RRBs) and Cooperative Banks in Category I districts. Further, as a part of collaboration between NABARD and NRLM, Regional Offices of NABARD are coordinating with the concerned SRLM to achieve the goal of training all rural bank managers. State level sensitization programmes on SHG-BLP for senior bank executives have also been organised in coordination with SRLMs with the overall objective of increasing credit linkages. SRLMs have also been roped in as implementing agencies for EShakti in several states and they are supporting the digitization project in many states.





STATEMENTS

STATEMENT - I - A

Progress under Microfinance - Savings of SHGs with Banks Agency-wise position as on 31 March 2018

(Amt. ₹ lakh)

Sr. No.	Name of the Agency	Total Savings of SHGs with Banks			Out of Total -Exclusive Women SHGs		Out of Total - Under NRLM/SGSY		Out of Total - Under NULM/SJSRY	
		No. of SHGs	Savings Amount	No. of Members	No. of SHGs	Savings Amount	No. of SHGs	Savings Amount	No. of SHGs	Savings Amount
1	Commercial Banks	4633712	1166422.45	57740730	3855391	1026017.11	2045509	645359.62	273235	97043.67
2	Regional Rural Banks	2807744	580735.20	32380768	2393930	538187.37	1815500	358942.41	65137	31886.14
3	Cooperative Banks	1302981	212053.87	15469783	1140776	185581.56	322817	39101.30	86547	6149.77
	Total	8744437	1959211.52	105591281	7390097	1749786.04	4183826	1043403.33	424919	135079.58

STATEMENT - I - B

Progress under Microfinance - Bank Loans disbursed to SHGs Agency-wise position during the year 2017-18

(Amt. ₹ lakh)

Sr. No.	Name of the Agency	Loans disbursed to SHGs by Banks during the year		Out of Total -Exclusive Women SHGs		Out of Total - Under NRLM/SGSY		Out of Total - Under NULM/SJSRY	
		No. of SHGs	Loans disbursed	No. of SHGs	Loans disbursed	No. of SHGs	Loans disbursed	No. of SHGs	Loans disbursed
1	Commercial Banks	1272886	2870762.37	1113242	2652083.25	638189	1432890.17	62991	157490.10
2	Regional Rural Banks	782563	1511933.55	765869	1486279.61	573826	958150.67	37093	70978.91
3	Cooperative Banks	205683	335891.69	196196	317510.84	58814	114477.30	6365	13938.06
	Total	2261132	4718587.61	2075307	4455873.70	1270829	2505518.14	106449	242407.07

STATEMENT - I - C

Progress under Microfinance - Bank Loans outstanding against SHGs Agency-wise position as on 31 March 2018

(Amt. ₹ lakh)

Sr. No.	Name of the Agency	Total Outstanding Bank Loans against SHGs		Out of Total -Exclusive Women SHGs		Out of Total - Under NRLM/SGSY		Out of Total - Under NULM/SJSRY	
		No. of SHGs	Loan Outstanding	No. of SHGs	Loan Outstanding	No. of SHGs	Loan Outstanding	No. of SHGs	Loan Outstanding
1	Commercial Banks	2904086	4874805.16	2593510	4475187.07	1492389	2325046.01	220826	418049.80
2	Regional Rural Banks	1658221	2273864.21	1532296	2182290.47	1158453	1362191.65	52237	99958.33
3	Cooperative Banks	458051	411175.75	423557	382695.66	141853	135291.79	17385	17054.71
	Total	5020358	7559845.12	4549363	7040173.20	2792695	3822529.45	290448	535062.84

STATEMENT - I - D

Progress under Microfinance - Non Performing Assets of Banks against SHG Loans Outstanding Agency-wise position as on 31 March 2018

(Amt. ₹ lakh)

Sr. No.	Name of the Agency	Non Performing Assets of Banks against SHG Loans O/s		Out of Total -Exclusive Women SHGs		Out of total - NPAs Under NRLM/SGSY		Out of Total - Under NULM/SJSRY	
		Amount of NPAs	Percentage of NPAs to Total loans Outstanding	Amount of NPAs	Percentage of NPAs to Total loans Outstanding	Amount of NPAs	Percentage of NPAs to Total loans Outstanding	Amount of NPAs	Percentage of NPAs to Total loans Outstanding
1	Commercial Banks	310119.98	6.36	273062.08	6.10	164861.80	7.09	18365.25	4.39
2	Regional Rural Banks	121603.42	5.35	100864.80	4.62	77399.20	5.68	2598.60	2.60
3	Cooperative Banks	31082.11	7.56	26681.18	6.97	10276.54	7.60	1569.62	9.20
	Total	462805.51	6.12	400608.06	5.69	252537.54	6.61	22533.47	4.21

STATEMENT - I - E

Agency-wise Bank Loans provided to MFIs-MFOs during 2017-18 and loans outstanding as on 31 March 2018

(Amt. ₹ lakh)

Sr. No.	Name of the Agency	Loans disbursed by Banks / FI to MFIs-MFOs during the year		Bank Loans Outstanding against MFIs-MFOs as on 31 March 2018	
		No. of MFIs-MFOs	Amount	No. of MFIs-MFOs	Amount
1	Commercial Banks	641	2213359.98	1962	2603952.06
2	Regional Rural Banks	13	5593.00	358	6415.56
3	Cooperative Banks	1248	3870.08	2653	6851.10
	Total	1902	2222823.06	4973	2617218.72
4	SIDBI	20	328700.00	100	613374.12
	Grand Total	1922	2551523.06	5073	3230592.84

STATEMENT - II - A

Progress under Microfinance - Savings of SHGs with Banks Region-wise/ State-wise/ Agency-wise position as on 31 March 2018

(Amt. ₹ lakh)

Sr. No.	Region / State	Commercial Banks		Regional Rural Banks		Cooperative Banks		Total	
		No. of SHGs	Savings Amount	No. of SHGs	Savings Amount	No. of SHGs	Savings Amount	No. of SHGs	Savings Amount
CENTRAL REGION									
1	Chhattisgarh	68494	11033.87	100646	9900.07	21373	1607.16	190513	22541.10
2	Madhya Pradesh	139596	17787.10	109703	11680.46	6879	599.89	256178	30067.45
3	Uttarakhand	18185	2297.68	20500	3068.27	9456	2621.93	48141	7987.88
4	Uttar Pradesh	141399	18450.38	255950	15663.71	10041	674.59	407390	34788.68
	Total	367674	49569.03	486799	40312.51	47749	5503.57	902222	95385.11
EASTERN REGION									
1	Andaman & Nicobar	534	66.63	0	0.00	4723	954.11	5257	1020.74
2	Bihar	246594	45880.26	348168	52491.03	28	4.13	594790	98375.42
3	Jharkhand	92889	38279.74	58771	6556.00	1532	39.13	153192	44874.87
4	Odisha	302581	44243.02	176387	41272.66	51521	6962.53	530489	92478.21
5	West Bengal	399990	65694.78	253123	89834.42	194156	49524.74	847269	205053.94
	Total	1042588	194164.43	836449	190154.11	251960	57484.64	2130997	441803.18
NORTH EASTERN REGION									
1	Arunachal Pradesh	2101	378.51	2073	225.18	1826	297.81	6000	901.50
2	Assam	92271	5849.12	257671	13325.34	26044	292.50	375986	19466.96
3	Manipur	4938	199.88	9378	187.31	2644	23.18	16960	410.37
4	Meghalaya	2271	143.05	5269	641.55	3887	395.82	11427	1180.42
5	Mizoram	356	20.27	8578	664.60	0	0.00	8934	684.87
6	Nagaland	4184	341.51	1027	89.04	1322	97.40	6533	527.95
7	Sikkim	4836	1864.78	0	0.00	1241	215.99	6077	2080.77
8	Tripura	11547	1617.42	31688	4771.18	10439	566.15	53674	6954.75
	Total	122504	10414.54	315684	19904.20	47403	1888.85	485591	32207.59
NORTHERN REGION									
1	Chandigarh	315	18.97	0	0.00	42	4.35	357	23.32
2	Haryana	16362	1398.89	18208	1470.56	3646	355.75	38216	3225.20
3	Himachal Pradesh	17270	1932.35	11274	2671.58	20809	2074.14	49353	6678.07
4	Jammu and Kashmir	12218	954.74	4457	1922.76	1305	34.45	17980	2911.95
5	New Delhi	4029	1221.66	0	0.00	302	71.81	4331	1293.47
6	Punjab	21049	1551.22	10343	856.32	6342	811.87	37734	3219.41
7	Rajasthan	142709	14867.54	106138	12053.96	82065	5020.99	330912	31942.49
	Total	213952	21945.37	150420	18975.18	114511	8373.36	478883	49293.91
SOUTHERN REGION									
1	Andhra Pradesh	721771	569345.60	192665	89454.60	13120	9441.85	927556	668242.05
2	Karnataka	364901	46008.87	227993	15096.01	242749	53596.86	835643	114701.74
3	Kerala	191995	36479.22	61021	11938.00	43273	7812.52	296289	56229.74
4	Lakshadweep	166	11.35	0	0.00	0	0.00	166	11.35
5	Puducherry	19088	1710.34	4781	587.27	853	1888.25	24722	4185.86
6	Tamil Nadu	786646	77229.47	84703	7894.58	175754	22662.93	1047103	107786.98
7	Telangana	231814	93863.39	275549	169373.80	10454	1431.89	517817	264669.08
	Total	2316381	824648.24	846712	294344.26	486203	96834.30	3649296	1215826.80
WESTERN REGION									
1	Daman & Diu	43	6.60	0	0.00	0	0.00	43	6.60
2	Dadra Nagar Haveli	599	170.55	0	0.00	0	0.00	599	170.55
3	Goa	4438	1083.23	0	0.00	3780	1109.28	8218	2192.51
4	Gujarat	155776	18442.59	55536	6506.47	28985	2397.60	240297	27346.66
5	Maharashtra	409757	45977.87	116144	10538.47	322390	38462.27	848291	94978.61
	Total	570613	65680.84	171680	17044.94	355155	41969.15	1097448	124694.93
	Grand Total	4633712	1166422.45	2807744	580735.20	1302981	212053.87	8744437	1959211.52

STATEMENT - II - B

Progress under Microfinance - Bank Loans disbursed during the year 2017-18 Region-wise/ State-wise/ Agency-wise position

(Amt. ₹ lakh)

Sr. No.	Region/ State	Commercial Banks		Regional Rural Banks		Cooperative Banks		Total	
		No. of SHGs	Loans Disbursed Amount	No. of SHGs	Loans Disbursed Amount	No. of SHGs	Loans Disbursed Amount	No. of SHGs	Loans Disbursed Amount
CENTRAL REGION									
1	Chhattisgarh	15434	15463.79	4964	6124.87	1288	1491.93	21686	23080.59
2	Madhya Pradesh	17013	12311.67	8833	5617.84	141	54.87	25987	17984.38
3	Uttarakhand	1395	1140.64	2440	963.82	580	482.37	4415	2586.83
4	Uttar Pradesh	10849	8051.93	6132	4177.51	226	62.31	17207	12291.75
	Total	44691	36968.03	22369	16884.04	2235	2091.48	69295	55943.55
EASTERN REGION									
1	Andaman & Nicobar	63	227.50	0	0.00	246	440.90	309	668.40
2	Bihar	108870	95317.08	117747	139040.24	28	4.03	226645	234361.35
3	Jharkhand	24728	16820.04	10587	16806.00	151	251.23	35466	33877.27
4	Odisha	43048	80851.09	63136	64411.00	5227	6407.52	111411	151669.61
5	West Bengal	122431	154538.98	155638	269880.49	68544	63953.81	346613	488373.28
	Total	299140	347754.69	347108	490137.73	74196	71057.49	720444	908949.91
NORTH EASTERN REGION									
1	Arunachal Pradesh	27	6.44	73	99.76	19	12.10	119	118.30
2	Assam	9542	11323.70	21175	19400.14	312	211.10	31029	30934.94
3	Manipur	89	58.34	267	269.63	74	39.00	430	366.97
4	Meghalaya	20	20.15	329	242.77	38	18.42	387	281.34
5	Mizoram	5	10.45	588	995.48	0	0.00	593	1005.93
6	Nagaland	225	342.13	20	57.60	482	997.74	727	1397.47
7	Sikkim	710	648.86	0	0.00	2	4.00	712	652.86
8	Tripura	375	302.50	278	302.65	367	358.77	1020	963.92
	Total	10993	12712.57	22730	21368.03	1294	1641.13	35017	35721.73
NORTHERN REGION									
1	Chandigarh	21	11.79	0	0.00	0	0.00	21	11.79
2	Haryana	2998	1986.66	1694	1688.56	56	34.46	4748	3709.68
3	Himachal Pradesh	1960	2550.38	385	497.00	1183	1969.59	3528	5016.97
4	Jammu and Kashmir	8764	9328.28	908	1195.21	4	12.00	9676	10535.49
5	New Delhi	128	202.32	0	0.00	1	0.50	129	202.82
6	Punjab	2106	1244.77	869	610.80	561	112.34	3536	1967.91
7	Rajasthan	19086	22926.65	9790	8239.01	1286	1428.30	30162	32593.96
	Total	35063	38250.85	13646	12230.58	3091	3557.19	51800	54038.62
SOUTHERN REGION									
1	Andhra Pradesh	236456	780687.96	72839	267476.42	5171	17030.68	314466	1065195.06
2	Karnataka	281672	602004.04	81561	110700.72	36062	106975.53	399295	819680.29
3	Kerala	72356	220007.92	8872	29430.00	9540	23417.41	90768	272855.33
4	Lakshadweep	0	0.00	0	0.00	0	0.00	0	0.00
5	Puducherry	1566	4863.17	722	2304.50	179	759.56	2467	7927.23
6	Tamil Nadu	118585	409045.97	15866	54136.14	29578	72881.32	164029	536063.43
7	Telangana	101358	315930.74	180856	482178.27	2364	9003.75	284578	807112.76
	Total	811993	2332539.80	360716	946226.05	82894	230068.25	1255603	3508834.10
WESTERN REGION									
1	Dadra Nagar Haveli	60	24.08	0	0.00	0	0.00	60	24.08
2	Goa	585	1287.61	0	0.00	107	396.47	692	1684.08
3	Gujarat	10264	8726.68	4793	4961.83	1121	1550.12	16178	15238.63
4	Maharashtra	60097	92498.06	11201	20125.29	40745	25529.56	112043	138152.91
	Total	71006	102536.43	15994	25087.12	41973	27476.15	128973	155099.70
	Grand Total	1272886	2870762.37	782563	1511933.55	205683	335891.69	2261132	4718587.61

STATEMENT - II - C

Progress under Microfinance - Bank Loans outstanding against SHGs Region-wise/ State-wise/ Agency-wise position as on 31 March 2018

(Amt. ₹ lakh)

Sr. No.	Region/ State	Commercial Banks		Regional Rural Banks		Cooperative Banks		Total	
		No. of SHGs	Loans O/S Amount	No. of SHGs	Loans O/S Amount	No. of SHGs	Loans O/S Amount	No. of SHGs	Loans O/S Amount
CENTRAL REGION									
1	Chhattisgarh	29366	21776.78	74374	22865.79	3012	1368.25	106752	46010.82
2	Madhya Pradesh	51103	28616.37	37272	15309.31	323	106.19	88698	44031.87
3	Uttarakhand	8340	5149.22	5443	1525.38	3410	2337.86	17193	9012.46
4	Uttar Pradesh	59590	52792.01	128723	62976.72	3422	1348.15	191735	117116.88
	Total	148399	108334.38	245812	102677.20	10167	5160.45	404378	216172.03
EASTERN REGION									
1	Andaman & Nicobar	139	243.98	0	0.00	838	787.20	977	1031.18
2	Bihar	185756	134668.53	289129	182675.22	28	4.03	474913	317347.78
3	Jharkhand	49085	23420.25	31152	12540.00	245	490.74	80482	36450.99
4	Odisha	119916	109639.37	94027	105312.51	19002	11254.88	232945	226206.76
5	West Bengal	271937	210200.18	222340	305164.76	128559	71662.41	622836	587027.35
	Total	626833	478172.31	636648	605692.49	148672	84199.26	1412153	1168064.06
NORTH EASTERN REGION									
1	Arunachal Pradesh	411	166.34	73	75.81	42	77.08	526	319.23
2	Assam	35379	26954.96	62061	40076.64	3015	740.41	100455	67772.01
3	Manipur	235	220.65	1186	626.21	74	42.70	1495	889.56
4	Meghalaya	159	110.46	774	612.45	759	218.18	1692	941.09
5	Mizoram	96	76.02	1728	2458.98	0	0.00	1824	2535.00
6	Nagaland	696	599.60	107	300.49	482	950.00	1285	1850.09
7	Sikkim	3431	2805.21	0	0.00	4	2.00	3435	2807.21
8	Tripura	5985	3889.80	20844	5158.99	6107	2885.42	32936	11934.21
	Total	46392	34823.04	86773	49309.57	10483	4915.79	143648	89048.40
NORTHERN REGION									
1	Chandigarh	71	46.44	0	0.00	1	0.04	72	46.48
2	Haryana	7222	4592.27	7152	7165.33	799	590.24	15173	12347.84
3	Himachal Pradesh	4234	3835.30	1640	1710.00	4546	4434.90	10420	9980.20
4	Jammu and Kashmir	7266	7060.51	1475	1226.89	230	73.05	8971	8360.45
5	New Delhi	313	619.16	0	0.00	7	1.08	320	620.24
6	Punjab	5664	3569.77	2825	1471.31	1697	779.28	10186	5820.36
7	Rajasthan	43200	28581.50	20221	10807.45	35865	10300.08	99286	49689.03
	Total	67970	48304.95	33313	22380.98	43145	16178.67	144428	86864.60
SOUTHERN REGION									
1	Andhra Pradesh	590445	1759763.40	172919	442215.78	10751	22187.43	774115	2224166.61
2	Karnataka	554950	808552.93	111868	185781.69	77661	118272.20	744479	1112606.82
3	Kerala	144555	310883.21	16347	32337.00	12930	29115.30	173832	372335.51
4	Lakshadweep	2	0.46	0	0.00	0	0.00	2	0.46
5	Puducherry	4474	7253.90	1969	3477.61	841	1653.46	7284	12384.97
6	Tamil Nadu	272207	517033.25	27580	52494.34	77209	95260.57	376996	664788.16
7	Telangana	285823	639158.07	268229	721452.10	8655	15596.06	562707	1376206.23
	Total	1852456	4042645.22	598912	1437758.52	188047	282085.02	2639415	5762488.76
WESTERN REGION									
1	Dadra Nagar Haveli	219	68.11	0	0.00	0	0.00	219	68.11
2	Goa	1027	2011.51	0	0.00	445	777.97	1472	2789.48
3	Gujarat	31584	16951.83	28523	19553.06	5819	1437.30	65926	37942.19
4	Maharashtra	129206	143493.81	28240	36492.39	51273	16421.29	208719	196407.49
	Total:	162036	162525.26	56763	56045.45	57537	18636.56	276336	237207.27
	Grand Total	2904086	4874805.16	1658221	2273864.21	458051	411175.75	5020358	7559845.12

STATEMENT - II - D

Progress under Microfinance - Non-Performing Assets of Banks against SHGs- Position as on 31 March 2018

(Amt. ₹ lakh)

Sr. No.	Region / State	Public Sector Commercial Banks		Private Sector Commercial Banks		Regional Rural Banks		Cooperative Banks		Total	
		Amount of Gross NPAs against SHGs	NPA as %age to Loan OS	Amount of Gross NPAs against SHGs	NPA as %age to Loan OS	Amount of Gross NPAs against SHGs	NPA as %age to Loan OS	Amount of Gross NPAs against SHGs	NPA as %age to Loan OS	Amount of Gross NPAs against SHGs	NPA as %age to Loan OS
CENTRAL REGION											
1	Chhattisgarh	2242.01	13.18	3.52	0.07	2087.68	9.13	212.67	15.54	4545.88	9.88
2	Madhya Pradesh	6144.33	25.38	165.93	3.77	2333.05	15.24	47.27	44.51	8690.58	19.74
3	Uttarakhand	2745.61	60.94	58.56	9.10	316.36	20.74	851.71	36.43	3972.24	44.07
4	Uttar Pradesh	11559.98	22.78	611.92	30.06	22941.08	36.43	1071.36	79.47	36184.34	30.90
	Total	22691.93	23.52	839.93	7.09	27678.17	26.96	2183.01	42.30	53393.04	24.70
EASTERN REGION											
1	Andaman & Nicobar	7.21	2.96	0.00	0.00	0.00	0.00	73.73	9.37	80.94	7.85
2	Bihar	10956.78	8.14	0.09	0.58	13162.17	7.21	0.00	0.00	24119.04	7.60
3	Jharkhand	3942.22	16.84	3.57	58.81	1568.00	12.50	0.00	0.00	5513.79	15.13
4	Odisha	19992.42	22.25	12.53	0.06	11464.89	10.89	1002.13	8.90	32471.97	14.35
5	West Bengal	7723.98	3.68	0.00	0.00	10254.89	3.36	3587.40	5.01	21566.27	3.67
	Total	42622.61	9.30	16.19	0.08	36449.95	6.02	4663.26	5.54	83752.01	7.17
NORTH EASTERN REGION											
1	Arunachal Pradesh	66.50	39.98	0.00	0.00	22.39	29.53	0.00	0.00	88.89	27.85
2	Assam	5254.55	19.51	0.00	0.00	5501.37	13.73	476.59	64.37	11232.51	16.57
3	Manipur	18.42	8.35	0.00	0.00	140.37	22.42	0.00	0.00	158.79	17.85
4	Meghalaya	51.47	46.60	0.00	0.00	86.74	14.16	137.05	62.82	275.26	29.25
5	Mizoram	33.87	44.55	0.00	0.00	355.76	14.47	0.00	0.00	389.63	15.37
6	Nagaland	62.51	10.43	0.29	100.00	22.50	7.49	10.00	1.05	95.30	5.15
7	Sikkim	61.08	2.18	0.00	0.00	0.00	0.00	0.00	0.00	61.08	2.18
8	Tripura	965.45	24.82	0.00	0.00	3577.96	69.35	590.17	20.45	5133.58	43.02
	Total	6513.85	18.72	0.29	1.13	9707.09	19.69	1213.81	24.69	17435.04	19.58
NORTHERN REGION											
1	Chandigarh	18.59	40.03	0.00	0.00	0.00	0.00	0.00	0.00	18.59	40.00
2	Haryana	2148.91	48.57	16.04	9.54	1140.41	15.92	475.01	80.48	3780.37	30.62
3	Himachal Pradesh	491.53	12.84	0.00	0.00	269.00	15.73	633.05	14.27	1393.58	13.96
4	Jammu and Kashmir	96.08	12.47	14.55	0.23	118.45	9.65	52.16	71.40	281.24	3.36
5	New Delhi	84.56	14.86	0.00	0.00	0.00	0.00	0.00	0.00	84.56	13.63
6	Punjab	1730.56	50.09	66.22	57.58	183.65	12.48	263.01	33.75	2243.44	38.54
7	Rajasthan	5025.60	38.09	475.47	3.09	3264.40	30.21	2649.06	25.72	11414.53	22.97
	Total	9595.83	36.50	572.28	2.60	4975.91	22.23	4072.29	25.17	19216.31	22.12

STATEMENT - II - D (contd.)

(Amt. ₹ lakh)

Sr. No.	Region / State	Public Sector Commercial Banks		Private Sector Commercial Banks		Regional Rural Banks		Cooperative Banks		Total	
		Amount of Gross NPAs against SHGs	NPA as %age to Loan OS	Amount of Gross NPAs against SHGs	NPA as %age to Loan OS	Amount of Gross NPAs against SHGs	NPA as %age to Loan OS	Amount of Gross NPAs against SHGs	NPA as %age to Loan OS	Amount of Gross NPAs against SHGs	NPA as %age to Loan OS
SOUTHERN REGION											
1	Andhra Pradesh	55583.26	3.16	279.21	16.96	9705.15	2.19	1018.05	4.59	66585.67	2.99
2	Karnataka	25102.00	3.32	3777.27	7.05	9652.25	5.20	2957.80	2.50	41489.32	3.73
3	Kerala	11517.49	5.30	693.08	0.74	879.00	2.72	1840.90	6.32	14930.47	4.01
4	Lakshadweep	0.36	78.26	0.00	0.00	0.00	0.00	0.00	0.00	0.36	78.26
5	Puducherry	1562.19	23.44	1.37	0.23	204.71	5.89	353.40	21.37	2121.67	17.13
6	Tamil Nadu	62190.81	16.30	5580.09	4.12	3912.75	7.45	9258.68	9.72	80942.33	12.18
7	Telangana	39754.59	6.23	55.39	3.79	10706.10	1.48	568.48	3.65	51084.56	3.71
	Total	195710.70	5.21	10386.41	3.63	35059.96	2.44	15997.31	5.67	257154.38	4.46
WESTERN REGION											
1	Dadra Nagar Haveli	1.00	1.47	0.00	0.00	0.00	0.00	0.00	0.00	1.00	1.47
2	Goa	103.48	6.75	0.17	0.04	0.00	0.00	53.85	6.92	157.50	5.65
3	Gujarat	1541.67	12.23	446.51	10.28	2805.42	14.35	470.62	32.74	5264.22	13.87
4	Maharashtra	18167.50	23.93	909.63	1.35	4926.92	13.50	2427.96	14.79	26432.01	13.46
	Total	19813.65	21.98	1356.31	1.87	7732.34	13.80	2952.43	15.84	31854.73	13.43
	Grand Total:	296948.57	6.65	13171.41	3.19	121603.42	5.35	31082.11	7.56	462805.51	6.12

STATEMENT III- A (I)

Progress under Microfinance - Savings of SHGs with Public Sector Commercial Banks as on 31 March 2018

(Amt. ₹ lakh)

Sr. No.	Name of Bank	Details of SHGs Saving linked with Banks			Out of Total SHGs - Exclusive Women SHGs		Out of Total SHGs - Under NRLM/SGSY Scheme		Out of Total SHGs - Under NULM/SJSRY	
		No. of SHGs	No. of Members	Savings - Amount	No. of SHGs	Savings - Amount	No. of SHGs	Savings - Amount	No. of SHGs	Savings - Amount
CENTRAL REGION										
CHHATTISGARH										
1	Allahabad Bank	1099	13149	286.23	1060	265.14	928	235.69	25	8.03
2	Andhra Bank	80	960	17.39	78	16.97	52	12.75	26	4.22
3	Bank of Baroda	3	32	0.12	1	0.04	1	0.04	0	0.00
4	Bank of India	365	5487	393.78	365	393.78	185	252.10	180	141.68
5	Bank of Maharashtra	2946	35010	366.01	18	3.16	422	27.67	79	12.71
6	Canara Bank	2598	33710	285.99	2402	236.00	1062	139.00	94	10.00
7	Central Bank of India	11410	220032	2383.91	1021	365.83	1021	365.83	1	0.02
8	Corporation Bank	179	1790	29.20	140	20.23	69	8.38	0	0.00
9	Dena Bank	13697	165966	1953.33	12095	1465.99	11219	1600.53	118	17.21
10	IDBI Bank Limited	409	4908	236.98	329	227.39	409	236.98	0	0.00
11	Indian Bank	1023	13299	92.50	1003	90.66	427	33.20	0	0.00
12	Indian overseas Bank	493	4930	158.42	493	158.42	445	108.21	48	50.21
13	Oriental Bank of Commerce	1781	17810	174.34	69	5.79	123	10.88	25	2.10
14	Punjab and Sind Bank	112	1120	9.12	104	8.88	8	0.10	104	9.02
15	Punjab National Bank	7798	77980	1148.09	3499	636.83	68	35.22	4	0.93
16	State Bank of India	16461	203222	2949.00	11893	2131.00	9219	1652.00	1317	236.00
17	Syndicate Bank	320	3619	25.00	260	24.00	0	0.00	0	0.00
18	UCO Bank	5320	55438	368.68	4026	322.44	2616	211.28	2416	100.05
19	Union Bank of India	0	0	0.00	0	0.00	0	0.00	0	0.00
20	Vijaya Bank	1430	15730	121.01	1275	107.95	1330	109.53	22	4.70
	Total	67524	874192	10999.10	40131	6480.50	29604	5039.39	4459	596.88
MADHYA PRADESH										
1	Allahabad Bank	3094	36647	753.79	2904	713.62	2458	598.25	11	3.26
2	Andhra Bank	35	420	7.36	35	7.36	31	6.17	4	1.19
3	Bank of Baroda	6554	64581	1042.76	5014	812.67	4651	801.51	50	15.54
4	Bank of India	17088	169490	3515.24	13869	2740.20	8501	1097.01	5457	1544.24
5	Bank of Maharashtra	6403	75087	667.70	162	12.83	328	25.47	6	0.66
6	Canara Bank	2993	44895	303.21	2842	292.21	867	91.00	43	6.00
7	Central Bank of India	30204	585944	5173.44	2267	400.48	2267	400.48	5	0.03
8	Corporation Bank	27	270	6.12	11	0.62	5	0.14	0	0.00
9	Dena Bank	584	7169	274.80	403	44.07	484	231.52	26	22.15
10	IDBI Bank Limited	282	3384	281.30	267	252.85	282	281.30	0	0.00

STATEMENT III- A (I) (contd.)

(Amt. ₹ lakh)

Sr. No.	Name of Bank	Details of SHGs Saving linked with Banks			Out of Total SHGs - Exclusive Women SHGs		Out of Total SHGs - Under NRLM/SGSY Scheme		Out of Total SHGs - Under NULM/SJSRY	
		No. of SHGs	No. of Members	Savings - Amount	No. of SHGs	Savings - Amount	No. of SHGs	Savings - Amount	No. of SHGs	Savings - Amount
11	Indian Bank	1424	18512	336.42	1396	329.70	80	30.13	188	57.22
12	Indian Overseas Bank	8	96	0.60	8	0.60	7	0.50	1	0.10
13	Oriental Bank of Commerce	962	9620	65.29	103	3.39	23	0.40	9	0.37
14	Punjab and Sind Bank	537	5370	42.82	503	37.04	285	17.42	252	25.40
15	Punjab National Bank	9378	93780	1101.68	2603	376.11	29	5.14	0	0.00
16	State Bank of India	20387	264465	2365.00	14714	1707.00	11417	1325.00	1631	190.00
17	Syndicate Bank	1790	14320	86.00	1165	66.00	873	51.00	893	33.00
18	UCO Bank	10072	108558	239.51	7059	177.69	3571	60.92	6142	158.94
19	Union Bank of India	1776	20431	326.00	1419	288.00	1408	286.00	124	6.00
20	Vijaya Bank	1305	14355	136.54	1096	118.64	1202	128.11	0	0.00
	Total	114903	1537394	16725.58	57840	8381.08	38769	5437.47	14842	2064.10
	UTTARAKHAND									
1	Allahabad Bank	403	4837	107.65	55	17.73	58	18.65	4	1.52
2	Bank of Baroda	2445	23451	450.00	1745	346.00	1784	353.00	39	8.00
3	Bank of India	116	1007	17.93	79	11.64	13	4.37	57	7.55
4	Bank of Maharashtra	3	15	0.35	1	0.12	0	0.00	0	0.00
5	Canara Bank	605	8974	73.16	554	66.16	128	15.00	7	1.00
6	Central Bank of India	329	6492	63.09	11	3.17	11	3.17	0	0.00
7	Corporation Bank	8	80	1.14	8	1.14	6	1.00	0	0.00
8	Dena Bank	52	669	6.08	38	3.73	34	5.26	2	0.00
9	IDBI Bank Limited	295	3540	22.38	280	14.65	295	22.38	0	0.00
10	Indian Bank	26	338	5.60	25	5.49	0	0.00	0	0.00
11	Indian Overseas Bank	72	720	10.24	72	10.24	69	9.54	3	0.70
12	Oriental Bank of Commerce	2189	21890	94.32	139	5.30	6	0.73	4	0.61
13	Punjab and Sind Bank	385	3850	62.36	373	62.09	367	57.59	18	4.77
14	Punjab National Bank	3540	35400	463.89	1129	170.89	1	0.07	0	0.00
15	State Bank of India	5994	56318	615.00	5309	545.00	3357	345.00	480	50.00
16	Syndicate Bank	0	0	0.00	0	0.00	0	0.00	0	0.00
17	UCO Bank	993	11227	75.28	759	64.01	339	26.54	462	23.63
18	Union Bank of India	82	1048	14.00	47	8.00	50	9.00	0	0.00
19	Vijaya Bank	35	385	5.32	15	1.75	17	1.89	0	0.00
	Total	17572	180241	2087.79	10639	1337.11	6535	873.19	1076	97.78

STATEMENT III- A (I) (contd.)

(Amt. ₹ lakh)

Sr. No.	Name of Bank	Details of SHGs Saving linked with Banks			Out of Total SHGs - Exclusive Women SHGs		Out of Total SHGs - Under NRLM/SGSY Scheme		Out of Total SHGs - Under NULM/SJSRY	
		No. of SHGs	No. of Members	Savings - Amount	No. of SHGs	Savings - Amount	No. of SHGs	Savings - Amount	No. of SHGs	Savings - Amount
UTTAR PRADESH										
1	Allahabad Bank	20920	250701	5335.01	11283	2728.71	11326	2847.25	136	36.51
2	Andhra Bank	21	252	3.47	20	3.29	18	2.33	2	0.96
3	Bank of Baroda	27502	269451	4478.80	16248	2866.63	15421	2415.36	89	9.45
4	Bank of India	14419	149093	1189.52	8979	345.46	11242	973.90	3106	134.62
5	Bank of Maharashtra	731	6175	44.21	52	3.92	10	0.18	3	0.21
6	Canara Bank	4766	73570	691.26	4341	653.26	2556	445.00	50	8.00
7	Central Bank of India	7412	144160	906.71	510	39.06	510	39.06	18	0.04
8	Corporation Bank	57	570	8.09	37	4.55	26	3.09	0	0.00
9	Dena Bank	482	5821	44.05	374	23.52	434	31.31	13	0.37
10	IDBI Bank Limited	1998	23976	36.06	1847	18.35	1998	36.06	0	0.00
11	Indian Bank	1727	22451	191.02	1692	187.20	451	16.72	104	24.76
12	Indian Overseas Bank	240	3600	18.94	238	16.35	238	16.35	0	0.00
13	Oriental Bank of Commerce	4962	49620	327.36	454	14.68	229	17.32	20	1.83
14	Punjab and Sind Bank	2672	26720	253.79	2341	246.91	2349	236.62	323	17.17
15	Punjab National Bank	9533	95330	1048.74	2459	266.33	10	1.24	0	0.00
16	State Bank of India	15664	187945	1459.00	13311	1240.00	8772	818.00	1254	117.00
17	Syndicate Bank	2294	25634	811.00	1481	509.00	1082	293.00	118	30.00
18	UCO Bank	9455	102346	328.08	8126	294.84	4421	121.89	4383	159.11
19	Union Bank of India	3186	36963	201.00	1997	139.00	2327	153.00	109	5.00
20	United Bank of India	3225	33293	263.00	3225	263.00	3040	240.00	40	9.00
21	Vijaya Bank	972	10692	141.50	728	131.40	838	135.49	3	0.00
	Total	132238	1518363	17780.61	79743	9995.46	67298	8843.17	9771	554.03
	Total Central Region	332237	4110190	47593.08	188353	26194.15	142206	20193.22	30148	3312.79
EASTERN REGION										
ANDAMAN & NICOBAR										
1	Allahabad Bank	1	12	0.25	0	0.00	0	0.00	0	0.00
2	Bank of Baroda	2	18	0.00	2	0.00	0	0.00	0	0.00
3	Dena Bank	4	32	2.78	4	2.78	4	2.78	0	0.00
4	IDBI Bank Limited	43	473	3.44	42	3.43	43	3.44	0	0.00
5	Indian Bank	5	65	0.08	5	0.08	0	0.00	0	0.00
6	Punjab National Bank	2	20	0.00	1	0.00	0	0.00	0	0.00
7	State Bank of India	389	4817	52.00	327	44.00	218	30.00	0	0.00
8	Syndicate Bank	0	0	0.00	0	0.00	0	0.00	0	0.00

STATEMENT III- A (I) (contd.)

(Amt. ₹ lakh)

Sr. No.	Name of Bank	Details of SHGs Saving linked with Banks			Out of Total SHGs - Exclusive Women SHGs		Out of Total SHGs - Under NRLM/SGSY Scheme		Out of Total SHGs - Under NULM/SJSRY	
		No. of SHGs	No. of Members	Savings - Amount	No. of SHGs	Savings - Amount	No. of SHGs	Savings - Amount	No. of SHGs	Savings - Amount
9	UCO Bank	30	332	0.28	21	0.28	0	0.00	30	0.28
10	Vijaya Bank	58	638	7.80	41	6.79	49	7.37	0	0.00
	Total	534	6407	66.63	443	57.36	314	43.59	30	0.28
BIHAR										
1	Allahabad Bank	4294	51459	1066.61	4176	999.27	2935	678.25	33	14.21
2	Andhra Bank	4	48	2.93	4	2.93	1	0.69	3	2.24
3	Bank of Baroda	14629	141154	4555.74	13578	4251.00	9514	2854.65	61	9.54
4	Bank of India	7671	90280	187.26	7671	187.26	7671	187.26	0	0.00
5	Bank of Maharashtra	70	454	4.74	14	0.48	0	0.00	0	0.00
6	Canara Bank	10448	126741	2732.00	9942	2601.00	2742	983.00	35	6.00
7	Central Bank of India	37546	713272	6334.03	4706	613.32	4706	613.32	1	0.00
8	Corporation Bank	21	210	1.75	19	1.55	19	1.55	0	0.00
9	Dena Bank	325	3667	37.66	278	27.14	312	36.77	2	0.06
10	IDBI Bank Limited	77	924	30.76	59	26.77	77	30.76	0	0.00
11	Indian Bank	4722	61386	463.27	4628	454.00	318	7.79	522	52.29
12	Indian Overseas Bank	246	2460	47.50	246	47.50	243	45.95	3	1.55
13	Oriental Bank of Commerce	405	4050	19.39	37	1.94	1	0.00	0	0.00
14	Punjab and Sind Bank	74	740	5.04	68	4.56	23	2.29	51	2.75
15	Punjab National Bank	44946	449460	8261.44	26336	4284.89	48	13.02	0	0.00
16	State Bank of India	72889	875021	13911.00	64493	12309.00	40818	7791.00	5832	1113.00
17	Syndicate Bank	797	8005	75.00	666	45.00	677	49.00	2	0.00
18	Uco Bank	39629	419211	7635.95	35178	6984.14	13829	3159.97	1151	18.07
19	Union Bank of India	0	0	0.00	0	0.00	0	0.00	0	0.00
20	United Bank of India	5258	53406	427.50	5206	423.00	4821	380.00	145	22.00
21	Vijaya Bank	517	5687	53.77	498	52.75	507	53.42	0	0.00
	Total	244568	3007635	45853.34	177803	33317.50	89262	16888.69	7841	1241.71
JHARKHAND										
1	Allahabad Bank	2446	29336	623.84	2132	551.50	1501	385.58	24	7.11
2	Andhra Bank	13	156	1.98	13	1.98	13	1.98	0	0.00
3	Bank of Baroda	4279	42154	876.06	3451	745.66	3154	751.66	38	9.22
4	Bank of India	30900	348053	25285.66	29823	25099.02	22683	22118.21	2816	524.25
5	Bank of Maharashtra	173	865	102.18	0	0.00	0	0.00	0	0.00
6	Canara Bank	4874	70630	3191.21	4221	2890.00	4742	3179.00	12	0.00
7	Central Bank of India	2654	51184	500.98	237	44.28	237	44.28	0	0.00

STATEMENT III- A (I) (contd.)

(Amt. ₹ lakh)

Sr. No.	Name of Bank	Details of SHGs Saving linked with Banks			Out of Total SHGs - Exclusive Women SHGs		Out of Total SHGs - Under NRLM/SGSY Scheme		Out of Total SHGs - Under NULM/SJSRY	
		No. of SHGs	No. of Members	Savings - Amount	No. of SHGs	Savings - Amount	No. of SHGs	Savings - Amount	No. of SHGs	Savings - Amount
8	Corporation Bank	1	10	0.02	1	0.02	1	0.02	0	0.00
9	Dena Bank	426	5466	84.20	361	57.97	350	77.49	5	0.06
10	Idbi Bank Limited	1009	12108	495.55	878	480.94	1009	495.55	0	0.00
11	Indian Bank	1018	13234	115.17	998	112.87	914	88.54	60	6.68
12	Indian Overseas Bank	196	1960	27.45	196	27.45	168	21.25	28	6.20
13	Oriental Bank of Commerce	367	3670	51.39	76	1.56	0	0.00	1	0.27
14	Punjab and Sind Bank	159	1590	12.65	155	12.50	54	3.51	105	9.14
15	Punjab National Bank	5457	54570	1350.05	1948	535.00	0	0.00	0	0.00
16	State Bank of India	29420	353133	4874.00	26205	4342.00	16476	2730.00	2354	390.00
17	Syndicate Bank	249	2824	20.00	229	8.00	216	13.00	0	0.00
18	UCO Bank	4033	44078	209.69	3410	200.26	2895	113.38	899	27.12
19	Union Bank of India	406	4774	30.00	348	18.00	350	22.00	18	0.00
20	United Bank of India	4047	40622	335.00	4007	326.00	3775	302.00	80	9.00
21	Vijaya Bank	521	5731	87.05	460	82.12	500	85.43	0	0.00
	Total	92648	1086148	38274.13	79149	35537.13	59038	30432.88	6440	989.05
	ODISHA									
1	Allahabad Bank	4071	48729	993.75	3759	831.73	2203	562.25	43	10.24
2	Andhra Bank	3758	45096	789.50	3699	783.26	3310	742.48	389	40.78
3	Bank of Baroda	13785	125984	1884.24	11989	1724.65	9641	1254.36	55	8.35
4	Bank of India	28524	321626	7193.31	28258	7148.11	20187	4783.39	1132	214.86
5	Bank of Maharashtra	63	339	4.01	1	0.06	0	0.00	0	0.00
6	Canara Bank	10443	160473	1354.74	9188	1096.74	7047	934.00	28	3.00
7	Central Bank of India	7800	152128	1468.87	484	165.97	484	165.97	0	0.00
8	Corporation Bank	101	1010	24.43	88	21.51	30	6.89	0	0.00
9	Dena Bank	724	8759	56.49	661	47.33	562	40.30	5	0.95
10	IDBI Bank Limited	3140	37680	62.91	3057	47.72	3140	62.91	0	0.00
11	Indian Bank	11747	152711	1844.68	11512	1807.78	7023	1206.77	21	8.59
12	Indian Overseas Bank	5008	60096	965.34	4998	961.73	4960	939.23	38	22.50
13	Oriental Bank of Commerce	1532	15320	138.66	119	7.83	67	21.34	4	0.41
14	Punjab and Sind Bank	0	0	0.00	0	0.00	0	0.00	0	0.00
15	Punjab National Bank	10289	102890	1782.01	2364	402.84	46	11.48	0	0.00

STATEMENT III- A (I) (contd.)

(Amt. ₹ lakh)

Sr. No.	Name of Bank	Details of SHGs Saving linked with Banks			Out of Total SHGs - Exclusive Women SHGs		Out of Total SHGs - Under NRLM/SGSY Scheme		Out of Total SHGs - Under NULM/SJSRY	
		No. of SHGs	No. of Members	Savings - Amount	No. of SHGs	Savings - Amount	No. of SHGs	Savings - Amount	No. of SHGs	Savings - Amount
16	State Bank of India	110359	1212836	13256.00	98228	11799.00	61802	7424.00	8829	1061.00
17	Syndicate Bank	2790	29544	458.00	2426	285.00	1031	158.00	81	8.00
18	UCO Bank	54743	569877	11254.39	46159	10049.15	36038	7466.71	7427	243.94
19	Union Bank of India	1001	12095	305.00	963	296.00	930	250.00	43	48.00
20	United Bank of India	0	0	0.00	0	0.00	0	0.00	0	0.00
21	Vijaya Bank	1351	14861	104.58	1193	99.34	1237	101.82	0	0.00
	Total	271229	3072054	43940.91	229146	37575.75	159738	26131.90	18095	1670.62
WEST BENGAL										
1	Allahabad Bank	44539	532252	11447.60	41858	9770.86	34354	8134.00	228	62.35
2	Andhra Bank	133	1596	31.09	133	31.09	124	29.45	9	1.64
3	Bank of Baroda	9608	95415	1576.00	8741	1411.00	5694	978.00	36	6.00
4	Bank of India	18142	201664	603.51	15778	575.39	8064	167.69	863	5.38
5	Bank of Maharashtra	25	261	77.00	1	0.00	2	0.15	0	0.00
6	Canara Bank	8617	136711	2153.88	7694	1784.88	3862	989.00	31	5.00
7	Central Bank of India	38736	717256	8161.70	7183	1758.59	7183	1758.59	0	0.00
8	Corporation Bank	49	490	6.93	45	6.48	13	1.29	0	0.00
9	Dena Bank	736	9146	88.89	406	45.30	632	76.40	18	2.60
10	IDBI Bank Limited	4395	52740	196.09	2202	141.26	4395	196.09	0	0.00
11	Indian Bank	7197	93561	1047.80	7053	1026.85	2156	683.72	18	1.73
12	Indian Overseas Bank	2607	39105	582.73	2598	581.39	2580	541.79	18	39.60
13	Oriental Bank of Commerce	1584	15840	177.63	100	13.12	77	17.05	3	0.20
14	Punjab and Sind Bank	467	4670	35.76	460	35.51	32	1.97	435	33.79
15	Punjab National Bank	20491	204910	4402.39	10108	2496.10	185	56.42	0	0.00
16	State Bank of India	70258	879403	10917.00	59435	9036.00	39345	6114.00	5621	874.00
17	Syndicate Bank	2478	31233	61.00	2192	55.00	1969	35.00	0	0.00
18	UCO Bank	61896	668177	14658.84	53134	12604.73	29036	8418.66	7157	487.27
19	Union Bank of India	1928	23346	267.00	1712	241.00	1801	251.00	10	2.00
20	United Bank of India	102422	1037072	9049.00	101837	9030.00	97542	8845.00	750	86.00
21	Vijaya Bank	773	8503	106.34	726	99.77	746	102.13	3	0.60
	Total	397081	4753351	65648.18	323396	50744.32	239792	37397.40	15200	1608.16
	Total Eastern Region	1006060	11925595	193783.19	809937	157232.06	548144	110894.46	47606	5509.82

STATEMENT III- A (I) (contd.)

(Amt. ₹ lakh)

Sr. No.	Name of Bank	Details of SHGs Saving linked with Banks			Out of Total SHGs - Exclusive Women SHGs		Out of Total SHGs - Under NRLM/SGSY Scheme		Out of Total SHGs - Under NULM/SJSRY	
		No. of SHGs	No. of Members	Savings - Amount	No. of SHGs	Savings - Amount	No. of SHGs	Savings - Amount	No. of SHGs	Savings - Amount
NORTH EASTERN REGION										
ARUNACHAL PRADESH										
1	Bank of Baroda	17	159	0.61	12	0.50	13	0.42	0	0.00
2	Bank of India	36	288	5.22	36	5.22	0	0.00	0	0.00
3	Bank of Maharashtra	6	80	0.14	0	0.00	0	0.00	0	0.00
4	Canara Bank	32	352	5.21	32	5.21	20	4.00	0	0.00
5	Indian Bank	17	221	0.29	17	0.29	17	0.29	0	0.00
6	Oriental Bank of Commerce	3	30	0.04	1	0.01	0	0.00	0	0.00
7	Punjab and Sind Bank	2	20	0.06	2	0.06	2	0.06	0	0.00
8	Punjab National Bank	167	1670	6.96	108	0.44	0	0.00	0	0.00
9	State Bank of India	1674	16572	343.00	1409	289.00	938	193.00	0	0.00
10	Syndicate Bank	8	88	2.00	7	2.00	8	2.00	0	0.00
11	UCO Bank	3	35	0.01	0	0.00	3	0.01	0	0.00
12	Vijaya Bank	136	1496	14.97	118	8.37	127	10.89	0	0.00
	Total	2101	21011	378.51	1742	311.10	1128	210.67	0	0.00
ASSAM										
1	Allahabad Bank	2855	33477	746.12	2632	684.51	2231	562.36	14	3.55
2	Bank of Baroda	2227	21458	120.57	1451	75.98	1242	68.11	3	0.38
3	Bank of India	430	3870	30.34	370	25.42	235	14.35	0	0.00
4	Bank of Maharashtra	282	2050	16.30	0	0.00	54	1.21	1	0.01
5	Canara Bank	2271	28831	173.23	2157	158.23	469	42.00	166	11.00
6	Central Bank of India	15377	301580	1189.85	745	51.09	745	51.09	0	0.00
7	Corporation Bank	1	10	0.02	1	0.02	0	0.00	0	0.00
8	Dena Bank	201	2555	32.15	129	14.65	121	15.16	5	5.24
9	IDBI Bank Limited	2415	28980	176.39	1644	140.19	2415	176.39	0	0.00
10	Indian Bank	3561	46293	224.52	3490	220.03	1344	56.38	1	0.09
11	Indian Overseas Bank	395	3160	15.88	395	15.88	392	14.43	3	1.45
12	Oriental Bank of Commerce	656	6560	11.59	83	0.35	0	0.00	0	0.00
13	Punjab and Sind Bank	448	4480	50.64	408	49.69	251	35.17	197	15.47
14	Punjab National Bank	5919	59190	396.62	1106	90.42	1	0.00	0	0.00
15	State Bank of India	17886	213956	911.00	14290	728.00	10017	511.00	1431	73.00
16	Syndicate Bank	173	1384	14.00	118	12.00	117	10.00	0	0.00

STATEMENT III- A (I) (contd.)

(Amt. ₹ lakh)

Sr. No.	Name of Bank	Details of SHGs Saving linked with Banks			Out of Total SHGs - Exclusive Women SHGs		Out of Total SHGs - Under NRLM/SGSY Scheme		Out of Total SHGs - Under NULM/SJSRY	
		No. of SHGs	No. of Members	Savings - Amount	No. of SHGs	Savings - Amount	No. of SHGs	Savings - Amount	No. of SHGs	Savings - Amount
17	UCO Bank	15301	156900	584.98	13887	545.20	12133	480.05	1052	63.36
18	Union Bank of India	0	0	0.00	0	0.00	0	0.00	0	0.00
19	United Bank of India	18995	190582	1026.00	18870	1020.00	18145	978.00	130	18.00
20	Vijaya Bank	2619	28809	118.57	954	81.24	1661	93.47	0	0.00
	Total	92012	1134125	5838.77	62730	3912.90	51573	3109.17	3003	191.55
	MANIPUR									
1	Allahabad Bank	4	48	1.00	0	0.00	0	0.00	0	0.00
2	Bank of Baroda	692	6894	24.71	606	20.57	589	20.68	0	0.00
3	Bank of India	49	245	7.11	0	0.00	0	0.00	0	0.00
4	Bank of Maharashtra	5	25	0.14	0	0.00	0	0.00	0	0.00
5	Canara Bank	100	1588	2.52	100	2.52	28	2.00	0	0.00
6	Central Bank of India	458	9104	14.16	7	0.24	7	0.24	0	0.00
7	Dena Bank	9	108	0.18	6	0.08	9	0.18	0	0.00
8	IDBI Bank Limited	30	360	8.60	27	8.60	30	8.60	0	0.00
9	Indian Bank	1	13	0.01	1	0.01	0	0.00	0	0.00
10	Indian Overseas Bank	9	45	0.20	9	0.20	9	0.20	0	0.00
11	Punjab and Sind Bank	292	2920	9.27	267	9.00	62	2.24	230	7.03
12	Punjab National Bank	43	430	1.16	1	0.01	0	0.00	0	0.00
13	State Bank of India	2674	25223	113.00	2463	105.00	1498	64.00	214	10.00
14	UCO Bank	109	1270	2.32	101	2.20	55	0.65	6	0.01
15	Vijaya Bank	463	5093	15.50	358	13.09	410	14.30	0	0.00
	Total	4938	53366	199.88	3946	161.52	2697	113.09	450	17.04
	MEGHALAYA									
1	Bank of Baroda	34	306	9.68	19	5.11	11	4.11	0	0.00
2	Bank of India	46	695	4.64	46	4.64	0	0.00	14	0.00
3	Bank of Maharashtra	0	0	0.00	0	0.00	0	0.00	0	0.00
4	Canara Bank	13	182	0.24	13	0.24	0	0.00	0	0.00
5	Central Bank of India	23	460	1.26	0	0.00	0	0.00	0	0.00
6	Indian Bank	48	624	6.68	47	6.55	0	0.00	0	0.00
7	Indian Overseas Bank	2	10	0.05	2	0.05	2	0.05	0	0.00
8	Punjab National Bank	84	840	6.57	4	0.12	0	0.00	0	0.00
9	State Bank of India	1946	18111	101.00	1688	88.00	1090	57.00	156	9.00

STATEMENT III- A (I) (contd.)

(Amt. ₹ lakh)

Sr. No.	Name of Bank	Details of SHGs Saving linked with Banks			Out of Total SHGs - Exclusive Women SHGs		Out of Total SHGs - Under NRLM/SGSY Scheme		Out of Total SHGs - Under NULM/SJSRY	
		No. of SHGs	No. of Members	Savings - Amount	No. of SHGs	Savings - Amount	No. of SHGs	Savings - Amount	No. of SHGs	Savings - Amount
10	Syndicate Bank	4	32	1.00	4	1.00	4	1.00	0	0.00
11	Uco Bank	63	709	3.28	42	2.19	15	0.03	33	1.43
12	Vijaya Bank	7	77	8.65	1	8.41	4	8.53	0	0.00
	Total	2270	22046	143.05	1866	116.31	1126	70.72	203	10.43
MIZORAM										
1	Allahabad Bank	0	0	0.00	0	0.00	0	0.00	0	0.00
2	Bank of Baroda	7	65	0.16	4	0.11	5	0.14	0	0.00
3	Bank of Maharashtra	1	5	0.01	0	0.00	0	0.00	0	0.00
4	Canara Bank	12	176	1.27	12	1.27	2	1.00	0	0.00
5	Central Bank of India	9	180	0.25	0	0.00	0	0.00	0	0.00
6	Dena Bank	0	0	0.00	0	0.00	0	0.00	0	0.00
7	IDBI Bank Limited	88	1056	10.43	77	6.26	88	10.43	0	0.00
8	State Bank of India	171	1635	8.00	158	8.00	96	5.00	14	1.00
9	Syndicate Bank	8	50	0.00	8	0.00	0	0.00	0	0.00
10	UCO Bank	60	661	0.15	28	0.15	1	0.14	59	0.01
	Total	356	3828	20.27	287	15.79	192	16.71	73	1.01
NAGALAND										
1	Allahabad Bank	8	100	2.67	6	2.14	6	2.14	0	0.00
2	Bank of Baroda	369	3598	37.25	269	21.55	288	27.15	0	0.00
3	Bank of India	91	637	10.92	76	9.12	0	0.00	0	0.00
4	Bank of Maharashtra	31	155	2.67	0	0.00	0	0.00	0	0.00
5	Canara Bank	71	1051	3.02	70	3.02	0	0.00	0	0.00
6	Central Bank of India	352	7008	28.61	4	0.23	4	0.23	0	0.00
7	Dena Bank	9	110	0.12	7	0.11	0	0.00	0	0.00
8	IDBI Bank Limited	46	552	5.58	39	4.75	46	5.58	0	0.00
9	Indian Bank	31	403	0.78	30	0.76	0	0.00	0	0.00
10	Indian Overseas Bank	15	75	0.40	15	0.40	15	0.40	0	0.00
11	Punjab and Sind Bank	7	70	0.08	6	0.08	2	0.02	5	0.06
12	Punjab National Bank	3	30	0.06	1	0.03	0	0.00	0	0.00
13	State Bank of India	2702	25426	233.00	2281	197.00	1514	131.00	0	0.00
14	UCO Bank	191	2055	1.85	134	1.68	111	1.59	80	0.26
15	Vijaya Bank	257	2827	14.50	143	9.70	200	12.46	0	0.00
	Total	4183	44097	341.51	3081	250.57	2186	180.57	85	0.32

STATEMENT III- A (I) (contd.)

(Amt. ₹ lakh)

Sr. No.	Name of Bank	Details of SHGs Saving linked with Banks			Out of Total SHGs - Exclusive Women SHGs		Out of Total SHGs - Under NRLM/SGSY Scheme		Out of Total SHGs - Under NULM/SJSRY	
		No. of SHGs	No. of Members	Savings - Amount	No. of SHGs	Savings - Amount	No. of SHGs	Savings - Amount	No. of SHGs	Savings - Amount
SIKKIM										
1	Bank of Baroda	1	12	0.15	0	0.00	0	0.00	1	0.15
2	Canara Bank	178	2664	75.00	177	73.00	37	10.00	0	0.00
3	Central Bank of India	1611	32100	1093.47	15	1.98	15	1.98	0	0.00
4	Dena Bank	46	343	27.81	43	27.77	1	0.40	2	0.03
5	IDBI Bank Limited	259	3108	61.82	255	60.12	259	61.82	0	0.00
6	Indian Bank	1	13	0.03	1	0.03	1	0.03	0	0.00
7	Indian Overseas Bank	2	10	0.42	2	0.42	2	0.42	0	0.00
8	Oriental Bank of Commerce	13	130	2.41	0	0.00	0	0.00	0	0.00
9	Punjab National Bank	1	10	0.10	0	0.00	0	0.00	0	0.00
10	State Bank of India	2497	29822	524.00	2077	436.00	1399	294.00	0	0.00
11	UCO Bank	56	633	3.36	36	2.77	0	0.00	38	2.50
12	Union Bank of India	166	2092	76.00	129	64.00	145	70.00	11	2.00
13	Vijaya Bank	4	44	0.02	2	0.02	3	0.02	0	0.00
	Total	4835	70981	1864.59	2737	666.11	1862	438.67	52	4.68
TRIPURA										
1	Bank of Baroda	85	844	9.77	69	7.59	61	6.29	0	0.00
2	Bank of India	269	2421	37.66	269	37.66	3	0.42	0	0.00
3	Bank of Maharashtra	9	45	1.42	0	0.00	0	0.00	0	0.00
4	Canara Bank	699	10216	270.44	698	270.44	35	8.00	0	0.00
5	Central Bank of India	186	3720	68.17	0	0.00	0	0.00	0	0.00
6	IDBI Bank Limited	205	2460	92.41	164	75.86	205	92.41	0	0.00
7	Indian Bank	4	52	0.08	4	0.08	4	0.08	0	0.00
8	Indian Overseas Bank	3	15	0.15	3	0.15	3	0.15	0	0.00
9	Punjab and Sind Bank	67	670	14.57	65	14.53	67	14.57	0	0.00
10	Punjab National Bank	1	10	0.05	0	0.00	0	0.00	0	0.00
11	State Bank of India	1908	18172	338.00	1634	290.00	1069	190.00	2	1.00
12	UCO Bank	413	4461	35.88	380	28.52	142	14.68	223	17.42
13	United Bank of India	7660	77880	732.00	7528	724.00	7186	689.00	138	19.00
14	Vijaya Bank	35	385	16.59	31	16.53	33	16.53	0	0.00
	Total	11544	121351	1617.19	10845	1465.36	8808	1032.13	363	37.42
	Total North Eastern Region	122239	1470805	10403.77	87234	6899.66	69572	5171.73	4229	262.45

STATEMENT III- A (I) (contd.)

(Amt. ₹ lakh)

Sr. No.	Name of Bank	Details of SHGs Saving linked with Banks			Out of Total SHGs - Exclusive Women SHGs		Out of Total SHGs - Under NRLM/SGSY Scheme		Out of Total SHGs - Under NULM/SJSRY	
		No. of SHGs	No. of Members	Savings - Amount	No. of SHGs	Savings - Amount	No. of SHGs	Savings - Amount	No. of SHGs	Savings - Amount
NORTHERN REGION										
CHANDIGARH										
1	Bank of Baroda	3	32	0.12	1	0.04	1	0.04	0	0.00
2	Bank of Maharashtra	4	20	0.15	0	0.00	0	0.00	0	0.00
3	Canara Bank	54	591	0.16	49	0.16	0	0.00	0	0.00
4	Dena Bank	9	109	1.07	8	1.02	9	1.07	0	0.00
5	IDBI Bank Limited	2	24	0.64	0	0.00	2	0.64	0	0.00
6	Indian Bank	2	26	0.08	2	0.08	0	0.00	0	0.00
7	Oriental Bank of Commerce	12	120	0.23	0	0.00	0	0.00	0	0.00
8	Punjab and Sind Bank	60	600	5.87	56	5.24	47	4.77	13	1.10
9	Punjab National Bank	85	850	5.21	21	1.74	0	0.00	0	0.00
10	State Bank of India	67	670	5.00	0	0.00	38	3.00	6	1.00
11	UCO Bank	15	176	0.31	12	0.14	0	0.00	15	0.31
12	Union Bank of India	0	0	0.00	0	0.00	0	0.00	0	0.00
	Total	313	3218	18.84	149	8.42	97	9.52	34	2.41
HARYANA										
1	Allahabad Bank	269	3228	82.50	120	36.78	123	42.25	0	0.00
2	Andhra Bank	41	492	3.94	41	3.94	41	3.94	0	0.00
3	Bank of Baroda	298	2897	26.59	236	15.54	254	21.88	0	0.00
4	Bank of India	357	3484	11.20	199	8.14	88	3.51	72	0.84
5	Bank of Maharashtra	54	494	5.97	16	0.03	15	0.61	0	0.00
6	Canara Bank	967	13715	127.51	895	116.51	376	68.00	8	1.00
7	Central Bank of India	712	13792	65.90	56	5.44	56	5.44	0	0.00
8	Corporation Bank	38	380	3.31	24	1.54	17	0.96	0	0.00
9	Dena Bank	133	1634	14.15	109	5.39	101	12.11	7	0.86
10	IDBI Bank Limited	56	672	6.14	47	1.11	56	6.14	0	0.00
11	Indian Bank	263	3419	55.11	258	54.01	64	11.68	0	0.00
12	Indian Overseas Bank	19	342	2.32	19	2.32	19	2.32	0	0.00
13	Oriental Bank of Commerce	3139	31390	206.22	746	36.81	131	13.94	4	0.07
14	Punjab and Sind Bank	1075	10750	60.71	1008	48.40	922	54.23	153	6.48
15	Punjab National Bank	0	0	0.00	0	0.00	0	0.00	0	0.00

STATEMENT III- A (I) (contd.)

(Amt. ₹ lakh)

Sr. No.	Name of Bank	Details of SHGs Saving linked with Banks			Out of Total SHGs - Exclusive Women SHGs		Out of Total SHGs - Under NRLM/SGSY Scheme		Out of Total SHGs - Under NULM/SJSRY	
		No. of SHGs	No. of Members	Savings - Amount	No. of SHGs	Savings - Amount	No. of SHGs	Savings - Amount	No. of SHGs	Savings - Amount
16	State Bank of India	5435	65235	503.00	4676	433.00	3044	282.00	435	41.00
17	Syndicate Bank	398	4244	51.00	315	38.00	275	37.00	43	5.00
18	UCO Bank	1228	13700	62.48	886	45.79	422	24.53	748	24.18
19	Union Bank of India	0	0	0.00	0	0.00	0	0.00	0	0.00
20	Vijaya Bank	157	1727	14.51	125	11.12	141	12.54	0	0.00
	Total	14639	171595	1302.56	9776	863.87	6145	603.08	1470	79.43
HIMACHAL PRADESH										
1	Allahabad Bank	15	180	4.10	15	4.10	15	4.10	0	0.00
2	Andhra Bank	1	12	0.01	1	0.01	0	0.00	1	0.01
3	Bank of Baroda	112	1132	17.90	85	12.65	94	12.65	0	0.00
4	Bank of India	160	1985	18.50	89	8.50	42	3.50	19	0.90
5	Bank of Maharashtra	19	239	2.47	7	1.05	7	1.05	0	0.00
6	Canara Bank	547	8669	61.66	465	40.66	358	42.00	4	2.00
7	Central Bank of India	623	12036	68.57	53	8.00	53	8.00	0	0.00
8	Corporation Bank	3	30	0.02	3	0.02	3	0.02	0	0.00
9	Dena Bank	34	363	2.13	14	1.83	15	0.71	1	0.01
10	IDBI Bank Limited	67	804	17.43	62	16.58	67	17.43	0	0.00
11	Indian Bank	70	910	7.30	69	7.17	60	6.41	0	0.00
12	Oriental Bank of Commerce	263	2630	30.88	54	2.05	10	0.78	0	0.00
13	Punjab and Sind Bank	229	2290	26.49	220	25.82	225	26.31	4	0.18
14	Punjab National Bank	5355	53550	630.57	2524	306.79	15	2.39	0	0.00
15	State Bank of India	6506	77674	677.00	6403	667.00	3644	380.00	521	55.00
16	Syndicate Bank	24	262	5.00	24	5.00	9	2.00	5	2.00
17	UCO Bank	3145	29811	360.11	1859	201.71	2351	265.55	268	23.70
18	Vijaya Bank	18	198	0.92	12	0.64	15	0.88	0	0.00
	Total	17191	192775	1931.06	11959	1309.58	6983	773.78	823	83.80
JAMMU AND KASHMIR										
1	Allahabad Bank	0	0	0.00	0	0.00	0	0.00	0	0.00
2	Bank of Baroda	1	9	0.02	1	0.02	1	0.02	0	0.00
3	Canara Bank	70	840	2.15	66	2.15	11	1.00	0	0.00
4	Central Bank of India	198	3920	14.57	5	0.38	5	0.38	0	0.00
5	Corporation Bank	50	500	10.14	40	7.91	40	7.91	0	0.00
6	Indian Bank	2	26	0.00	2	0.00	0	0.00	0	0.00

STATEMENT III- A (I) (contd.)

(Amt. ₹ lakh)

Sr. No.	Name of Bank	Details of SHGs Saving linked with Banks			Out of Total SHGs - Exclusive Women SHGs		Out of Total SHGs - Under NRLM/SGSY Scheme		Out of Total SHGs - Under NULM/SJSRY	
		No. of SHGs	No. of Members	Savings - Amount	No. of SHGs	Savings - Amount	No. of SHGs	Savings - Amount	No. of SHGs	Savings - Amount
7	Oriental Bank of Commerce	104	1040	2.48	7	0.00	0	0.00	0	0.00
8	Punjab and Sind Bank	4	40	0.12	4	0.12	4	0.12	0	0.00
9	Punjab National Bank	770	7700	53.28	345	31.82	0	0.00	0	0.00
10	State Bank of India	631	7453	42.00	532	36.00	354	24.00	51	4.00
11	UCO Bank	166	2024	22.79	120	17.00	9	0.02	154	22.77
	Total	1996	23552	147.55	1122	95.40	424	33.45	205	26.77
	NEW DELHI									
1	Allahabad Bank	50	544	20.96	50	20.96	37	14.25	3	1.50
2	Bank of Baroda	496	4895	244.23	315	195.04	365	145.65	0	0.00
3	Bank of India	14	224	4.41	14	4.41	0	0.00	0	0.00
4	Bank of Maharashtra	68	440	9.50	8	0.53	0	0.00	0	0.00
5	Canara Bank	270	3811	20.28	256	18.28	0	0.00	0	0.00
6	Central Bank of India	162	3232	14.61	1	0.01	1	0.01	0	0.00
7	Corporation Bank	36	360	2.49	29	1.48	0	0.00	0	0.00
8	Dena Bank	47	448	27.00	8	2.38	33	22.51	3	0.10
9	IDBI Bank Limited	82	984	65.78	36	16.07	82	65.78	0	0.00
10	Indian Bank	660	8580	35.21	647	34.50	0	0.00	0	0.00
11	Indian Overseas Bank	8	96	0.68	8	0.68	8	0.68	0	0.00
12	Oriental Bank of Commerce	251	2510	151.66	46	24.17	0	0.00	0	0.00
13	Punjab and Sind Bank	104	1040	5.71	85	3.27	7	0.05	97	5.66
14	Punjab National Bank	737	7370	426.84	255	50.74	33	10.29	0	0.00
15	State Bank of India	722	8649	103.00	644	92.00	405	58.00	58	9.00
16	Syndicate Bank	34	244	2.00	33	2.00	0	0.00	0	0.00
17	UCO Bank	3	32	0.07	3	0.07	0	0.00	3	0.07
18	Union Bank of India	12	144	7.50	3	2.50	7	4.00	2	2.00
19	Vijaya Bank	141	1551	24.66	124	22.00	127	23.42	6	0.00
	Total	3897	45154	1166.59	2565	491.09	1105	344.64	172	18.33
	PUNJAB									
1	Allahabad Bank	58	696	18.65	21	6.05	17	5.21	0	0.00
2	Andhra Bank	3	36	1.11	3	1.11	3	1.11	0	0.00
3	Bank of Baroda	207	1982	16.48	165	10.15	175	11.69	0	0.00

STATEMENT III- A (I) (contd.)

(Amt. ₹ lakh)

Sr. No.	Name of Bank	Details of SHGs Saving linked with Banks			Out of Total SHGs - Exclusive Women SHGs		Out of Total SHGs - Under NRLM/SGSY Scheme		Out of Total SHGs - Under NULM/SJSRY	
		No. of SHGs	No. of Members	Savings - Amount	No. of SHGs	Savings - Amount	No. of SHGs	Savings - Amount	No. of SHGs	Savings - Amount
4	Bank of India	75	814	4.42	52	4.17	13	0.41	18	0.11
5	Bank of Maharashtra	101	1209	10.49	2	2.18	0	0.00	0	0.00
6	Canara Bank	362	5553	40.15	318	38.15	142	26.00	78	12.00
7	Central Bank of India	143	2796	6.09	8	0.36	8	0.36	0	0.00
8	Corporation Bank	1	10	0.00	0	0.00	0	0.00	0	0.00
9	Dena Bank	49	632	4.43	20	1.51	8	2.53	28	1.40
10	IDBI Bank Limited	59	708	49.73	19	49.04	59	49.73	0	0.00
11	Indian Bank	191	2483	17.27	187	16.93	19	1.81	0	0.00
12	Indian Overseas Bank	18	270	0.06	18	0.06	18	0.06	0	0.00
13	Oriental Bank of Commerce	1999	19990	89.02	444	9.18	30	1.23	0	0.00
14	Punjab and Sind Bank	4184	41840	348.96	3821	266.41	3702	312.45	482	36.51
15	Punjab National Bank	3126	31260	198.85	968	62.91	28	1.62	0	0.00
16	State Bank of India	8176	98502	355.00	7246	315.00	4579	199.00	655	29.00
17	Syndicate Bank	30	273	312.00	21	310.00	0	0.00	0	0.00
18	UCO Bank	932	9982	37.98	716	36.71	640	26.50	78	2.61
19	Union Bank of India	35	391	6.00	29	3.00	30	4.00	0	0.00
20	Vijaya Bank	148	1628	6.13	84	3.70	116	4.85	0	0.00
	Total	19897	221055	1522.82	14142	1136.62	9587	648.56	1339	81.63
	RAJASTHAN									
1	Allahabad Bank	283	3395	80.77	194	56.51	205	58.45	0	0.00
2	Andhra Bank	45	540	1.81	45	1.81	40	1.80	5	0.01
3	Bank of Baroda	35199	345691	5982.15	30541	5169.25	23954	4851.69	65	7.15
4	Bank of India	1320	13200	178.12	1039	111.68	922	91.38	0	0.00
5	Bank of Maharashtra	157	1377	13.47	0	0.00	0	0.00	0	0.00
6	Canara Bank	1321	20003	235.13	1281	233.13	246	27.00	0	0.00
7	Central Bank of India	5601	109052	808.04	371	28.55	371	28.55	0	0.00
8	Corporation Bank	23	230	2.02	21	2.00	15	1.77	0	0.00
9	Dena Bank	428	5658	54.05	338	23.84	287	34.24	17	2.10
10	IDBI Bank Limited	727	8724	101.25	645	90.67	727	101.25	0	0.00
11	Indian Bank	321	4173	52.13	315	51.09	103	14.44	4	0.23
12	Indian Overseas Bank	142	1704	20.25	142	20.25	142	20.25	0	0.00

STATEMENT III- A (I) (contd.)

(Amt. ₹ lakh)

Sr. No.	Name of Bank	Details of SHGs Saving linked with Banks			Out of Total SHGs - Exclusive Women SHGs		Out of Total SHGs - Under NRLM/SGSY Scheme		Out of Total SHGs - Under NULM/SJSRY	
		No. of SHGs	No. of Members	Savings - Amount	No. of SHGs	Savings - Amount	No. of SHGs	Savings - Amount	No. of SHGs	Savings - Amount
13	Oriental Bank of Commerce	3207	32070	221.03	481	20.30	34	3.15	2	0.26
14	Punjab and Sind Bank	315	3150	20.32	270	11.99	246	14.03	69	6.29
15	Punjab National Bank	11925	119250	1559.71	4059	472.24	318	68.90	0	0.00
16	State Bank of India	39640	475805	1804.00	35313	1608.00	22199	1011.00	3172	145.00
17	Syndicate Bank	255	2576	41.00	255	41.00	141	18.00	15	3.00
18	UCO Bank	6539	70948	248.14	4511	187.58	2515	83.67	3721	101.87
19	Union Bank of India	150	2281	16.00	130	11.00	123	10.00	14	3.00
20	Vijaya Bank	453	4983	109.95	378	99.00	415	102.32	3	2.06
	Total	108051	1224810	11549.34	80329	8239.89	53003	6541.89	7087	270.97
	Total Northern Region	165984	1882159	17638.76	120042	12144.87	77344	8954.92	11130	563.34
SOUTHERN REGION										
ANDHRA PRADESH										
1	Allahabad Bank	2486	29644	629.30	2198	543.02	701	181.25	261	63.54
2	Andhra Bank	157327	1887924	183829.93	156610	183429.86	122406	145441.58	34204	37988.28
3	Bank of Baroda	10515	95896	11942.62	9654	10241.15	6245	9451.00	165	214.65
4	Bank of India	11028	110280	2377.60	10684	2205.60	5571	8.35	0	0.00
5	Bank of Maharashtra	1058	10362	620.47	334	214.22	531	428.56	4	3.92
6	Canara Bank	26681	316652	39285.00	24746	37267.00	13018	19464.00	534	753.00
7	Central Bank of India	8353	148740	8059.51	2290	2513.30	2290	2513.30	4	0.04
8	Corporation Bank	11338	113380	9744.96	9627	8483.28	7265	6636.10	0	0.00
9	Dena Bank	144	1717	59.99	95	40.00	46	29.51	4	0.00
10	IDBI Bank Limited	179	1969	165.77	109	32.36	179	165.77	0	0.00
11	Indian Bank	73645	957385	68655.39	72172	67282.28	39192	41261.46	2173	2082.45
12	Indian Overseas Bank	19670	334390	15070.63	19416	14851.50	19344	14661.25	72	190.25
13	Oriental Bank of Commerce	458	4535	247.35	13	5.09	66	62.31	3	3.37
14	Punjab and Sind Bank	10	100	1.19	9	0.93	0	0.00	10	1.19
15	Punjab National Bank	2595	25950	1239.85	1340	784.41	0	0.00	0	0.00
16	State Bank of India	190365	2279519	156970.00	181478	149642.00	106605	87904.00	15230	12558.00
17	Syndicate Bank	56129	561649	6515.00	56086	6513.00	3590	1957.00	43	18.00
18	UCO Bank	8945	97080	9026.44	7994	8042.55	2694	2766.88	1757	1652.74
19	Union Bank of India	120544	1590944	47020.00	116620	46008.00	77376	30660.00	39244	15348.00

STATEMENT III- A (I) (contd.)

(Amt. ₹ lakh)

Sr. No.	Name of Bank	Details of SHGs Saving linked with Banks			Out of Total SHGs - Exclusive Women SHGs		Out of Total SHGs - Under NRLM/SGSY Scheme		Out of Total SHGs - Under NULM/SJSRY	
		No. of SHGs	No. of Members	Savings - Amount	No. of SHGs	Savings - Amount	No. of SHGs	Savings - Amount	No. of SHGs	Savings - Amount
20	Vijaya Bank	12855	141405	7647.90	9922	7118.36	11334	7395.67	30	15.73
	Total	714325	8709521	569108.90	681397	545217.91	418453	370987.99	93738	70893.16
KARNATAKA										
1	Allahabad Bank	111	1330	41.45	94	26.70	11	3.99	19	6.21
2	Andhra Bank	84	1008	29.64	80	28.43	49	20.93	31	7.50
3	Bank of Baroda	2563	24584	189.58	2365	160.57	1924	145.66	3	0.67
4	Bank of India	3325	38666	83.95	2888	68.19	1233	24.01	32	0.01
5	Bank of Maharashtra	957	8689	120.42	24	11.05	1	0.30	4	0.86
6	Canara Bank	42269	665260	16278.76	39103	15668.76	13918	3739.00	1024	339.00
7	Central Bank of India	1900	36624	356.67	172	31.56	172	31.56	0	0.00
8	Corporation Bank	37121	371210	1495.32	31048	1272.10	23706	1011.36	0	0.00
9	Dena Bank	533	6654	104.47	350	45.97	316	69.85	12	1.05
10	IDBI Bank Limited	1159	13908	188.44	1056	169.58	1159	188.44	0	0.00
11	Indian Bank	4476	58188	561.31	4386	550.08	1458	162.19	406	47.83
12	Indian Overseas Bank	2771	41565	475.96	2762	473.82	2759	472.72	3	1.10
13	Oriental Bank of Commerce	444	4395	38.78	43	1.90	4	0.20	5	0.53
14	Punjab and Sind Bank	9	90	1.28	6	0.52	1	0.01	8	1.27
15	Punjab National Bank	659	6590	105.82	189	20.84	0	0.00	0	0.00
16	State Bank of India	100413	1079010	6898.00	91957	6318.00	56232	3863.00	8034	552.00
17	Syndicate Bank	32657	261256	4401.00	27046	3812.00	6895	1005.00	730	895.00
18	UCO Bank	1679	18321	204.51	1132	146.40	148	28.11	880	46.22
19	Union Bank of India	0	0	0.00	0	0.00	0	0.00	0	0.00
20	Vijaya Bank	46316	509476	7903.44	32637	5918.45	39266	6922.65	124	17.72
	Total	279446	3146824	39478.80	237338	34724.92	149252	17688.98	11315	1916.97
KERALA										
1	Allahabad Bank	100	1201	27.02	0	0.00	0	0.00	5	1.87
2	Andhra Bank	187	2244	40.59	180	38.90	122	23.83	58	15.07
3	Bank of Baroda	3621	35421	554.69	3154	398.15	2451	415.95	0	0.00
4	Bank of India	12724	185392	1169.00	11451	926.00	1093	99.00	0	0.00
5	Bank of Maharashtra	115	575	25.78	4	4.79	0	0.00	0	0.00
6	Canara Bank	39756	609456	10049.70	36313	9170.70	21938	5344.00	23	6.00
7	Central Bank of India	14305	278468	3092.33	954	289.67	954	289.67	3	0.06

STATEMENT III- A (I) (contd.)

(Amt. ₹ lakh)

Sr. No.	Name of Bank	Details of SHGs Saving linked with Banks			Out of Total SHGs - Exclusive Women SHGs		Out of Total SHGs - Under NRLM/SGSY Scheme		Out of Total SHGs - Under NULM/SJSRY	
		No. of SHGs	No. of Members	Savings - Amount	No. of SHGs	Savings - Amount	No. of SHGs	Savings - Amount	No. of SHGs	Savings - Amount
8	Corporation Bank	2808	28080	560.12	2473	486.76	1988	408.32	0	0.00
9	Dena Bank	0	0	0.00	0	0.00	0	0.00	0	0.00
10	IDBI Bank Limited	3306	39672	436.01	2639	361.00	3306	436.01	0	0.00
11	Indian Bank	21469	279097	4542.86	21040	4452.01	1961	335.21	607	157.95
12	Indian Overseas Bank	8368	125571	2058.21	8356	2053.74	8351	2049.46	5	4.28
13	Oriental Bank of Commerce	207	2070	5.70	44	0.46	0	0.00	7	0.08
14	Punjab and Sind Bank	3	30	0.01	3	0.01	0	0.00	3	0.01
15	Punjab National Bank	11588	115880	1533.36	2590	353.57	44	4.15	0	0.00
16	State Bank of India	6359	82711	782.00	5636	694.00	3562	438.00	509	63.00
17	Syndicate Bank	3382	30438	871.00	2047	498.00	420	119.00	33	5.00
18	UCO Bank	2243	24609	583.84	1651	524.78	612	323.75	721	35.80
19	Union Bank of India	0	0	0.00	0	0.00	0	0.00	0	0.00
20	Vijaya Bank	7584	83424	1378.81	6613	1204.86	7081	1295.86	4	0.76
	Total	138125	1924339	27711.03	105148	21457.40	53883	11582.21	1978	289.88
LAKSHADWEEP UT										
1	Syndicate Bank	163	1439	11.00	163	11.00	0	0.00	0	0.00
2	UCO Bank	3	33	0.35	3	0.35	3	0.35	0	0.00
	Total	166	1472	11.35	166	11.35	3	0.35	0	0.00
PUDUCHERRY										
1	Andhra Bank	86	1032	54.95	85	52.79	22	10.01	63	42.78
2	Bank of Baroda	161	1511	28.39	159	25.66	145	25.15	0	0.00
3	Bank of India	744	6557	31.50	744	31.50	0	0.00	0	0.00
4	Central Bank of India	151	3020	3.54	0	0.00	0	0.00	0	0.00
5	Corporation Bank	373	3730	31.07	290	22.33	288	22.31	0	0.00
6	Dena Bank	36	466	1.78	32	1.68	24	0.97	0	0.00
7	IDBI Bank Limited	165	1980	0.01	163	0.01	165	0.01	0	0.00
8	Indian Bank	6741	87633	963.05	6606	943.79	6269	738.35	132	167.45
9	Indian Overseas Bank	558	9486	149.82	558	149.82	558	149.82	0	0.00
10	Oriental Bank of Commerce	7	70	0.44	0	0.00	0	0.00	0	0.00
11	Punjab National Bank	72	720	4.41	6	0.08	0	0.00	0	0.00
12	State Bank of India	686	10252	108.00	546	86.00	385	61.00	55	9.00
13	Syndicate Bank	61	488	12.00	61	12.00	0	0.00	0	0.00

STATEMENT III- A (I) (contd.)

(Amt. ₹ lakh)

Sr. No.	Name of Bank	Details of SHGs Saving linked with Banks			Out of Total SHGs - Exclusive Women SHGs		Out of Total SHGs - Under NRLM/SGSY Scheme		Out of Total SHGs - Under NULM/SJSRY	
		No. of SHGs	No. of Members	Savings - Amount	No. of SHGs	Savings - Amount	No. of SHGs	Savings - Amount	No. of SHGs	Savings - Amount
14	Uco Bank	922	10239	89.56	558	80.85	36	27.07	652	9.97
15	Vijaya Bank	395	4345	33.78	379	31.19	387	32.68	0	0.00
	Total	11158	141529	1512.30	10187	1437.70	8279	1067.37	902	229.20
TAMIL NADU										
1	Allahabad Bank	342	3954	97.65	94	29.46	79	24.36	8	2.26
2	Andhra Bank	571	6852	54.17	557	52.01	313	28.49	244	23.52
3	Bank of Baroda	9407	93461	833.64	8491	711.69	7541	654.11	95	11.16
4	Bank of India	25737	425415	1386.05	24141	1328.05	2977	326.62	666	28.30
5	Bank of Maharashtra	956	6876	19.68	9	0.40	61	0.23	0	0.00
6	Canara Bank	34896	548628	8417.27	30625	6407.27	8163	2596.00	1104	263.00
7	Central Bank of India	14377	268588	1583.03	2369	288.64	2369	288.64	0	0.00
8	Corporation Bank	5723	57230	788.94	4888	662.44	2932	479.51	0	0.00
9	Dena Bank	1119	13921	121.58	894	89.79	826	75.50	8	18.67
10	IDBI Bank Limited	5519	66228	277.57	5117	220.87	5519	277.57	0	0.00
11	Indian Bank	233659	3037567	43645.41	228990	42772.50	86886	15313.33	9526	2021.59
12	Indian Overseas Bank	56570	848550	6216.55	56310	6174.29	56172	6115.67	138	58.62
13	Oriental Bank of Commerce	1865	18650	100.24	978	42.61	47	15.06	17	7.96
14	Punjab and Sind Bank	18	180	1.52	13	1.50	1	0.01	17	1.51
15	Punjab National Bank	6081	60810	658.13	1924	246.01	1	0.02	0	0.00
16	State Bank of India	126293	1893030	2827.00	110772	2480.00	70725	1584.00	10104	227.00
17	Syndicate Bank	8046	108536	380.00	7190	295.00	1791	118.00	55	8.00
18	UCO Bank	4251	47045	296.32	3353	263.56	663	41.05	724	10.46
19	Union Bank of India	3159	48049	346.00	3025	330.00	2445	300.00	612	33.00
20	Vijaya Bank	6655	73205	609.62	5960	553.10	6225	579.45	122	2.55
	Total	545244	7626775	68660.37	495700	62949.19	255736	28817.62	23440	2717.60
TELANGANA										
1	Allahabad Bank	1858	22273	491.40	1815	477.83	1702	451.25	0	0.00
2	Andhra Bank	70618	847416	30673.14	70229	30590.26	55742	23644.08	14487	6946.18
3	Bank of Baroda	3163	30451	1081.00	3011	1065.00	1945	644.00	42	10.00
4	Bank of India	1302	13020	385.24	1302	385.24	455	118.96	0	0.00
5	Bank of Maharashtra	1250	14354	351.03	315	74.89	621	199.57	3	0.24
6	Canara Bank	19498	297288	19822.15	18653	18909.15	2777	4364.00	22	29.00

STATEMENT III- A (I) (contd.)

(Amt. ₹ lakh)

Sr. No.	Name of Bank	Details of SHGs Saving linked with Banks			Out of Total SHGs - Exclusive Women SHGs		Out of Total SHGs - Under NRLM/SGSY Scheme		Out of Total SHGs - Under NULM/SJSRY	
		No. of SHGs	No. of Members	Savings - Amount	No. of SHGs	Savings - Amount	No. of SHGs	Savings - Amount	No. of SHGs	Savings - Amount
7	Central Bank of India	9060	148872	4992.34	4041	2410.40	4041	2410.40	0	0.00
8	Corporation Bank	5161	51610	2058.76	4393	1715.80	2149	715.73	0	0.00
9	Dena Bank	808	9786	291.04	657	263.09	422	147.20	73	0.92
10	IDBI Bank Limited	22	264	54.30	7	0.64	22	54.30	0	0.00
11	Indian Bank	20629	268177	9599.97	20216	9407.98	1118	454.55	1680	988.71
12	Indian Overseas Bank	8164	138788	2042.30	8114	2019.64	7976	1874.02	138	145.62
13	Oriental Bank of Commerce	316	3160	43.03	36	1.66	45	4.39	7	1.51
14	Punjab National Bank	4132	41320	1471.14	2887	1073.56	0	0.00	0	0.00
15	State Bank of India	54427	653124	16335.00	52096	15636.00	30480	9148.00	4355	1307.00
16	Syndicate Bank	15754	232887	294.00	14228	294.00	1060	90.00	0	0.00
17	UCO Bank	5604	60859	2311.00	5106	2056.09	571	338.81	261	67.15
18	Vijaya Bank	4760	52360	1234.26	4431	1184.77	4422	1152.50	172	59.22
	Total	226526	2886009	93531.10	211537	87566.00	115548	45811.76	21240	9555.55
	Total Southern Region	1914990	24436469	800013.85	1741473	753364.47	1001154	475956.28	152613	85602.36
WESTERN REGION										
DAMAN AND DIU UT										
1	Dena Bank	17	204	0.60	17	0.60	17	0.60	0	0.00
2	Oriental Bank of Commerce	1	10	0.00	0	0.00	0	0.00	0	0.00
3	State Bank of India	25	298	6.00	8	4.00	14	4.00	0	0.00
	Total	43	512	6.60	25	4.60	31	4.60	0	0.00
D AND N HAVELI UT										
1	Canara Bank	10	130	3.74	10	3.74	0	0.00	0	0.00
2	Dena Bank	574	6893	164.60	454	108.20	470	129.10	3	0.03
3	IDBI Bank Limited	3	36	0.20	3	0.20	3	0.20	0	0.00
4	State Bank of India	11	132	2.00	0	0.00	7	2.00	0	0.00
	Total	598	7191	170.54	467	112.14	480	131.30	3	0.03
GOA										
1	Bank of Baroda	554	5341	130.12	445	102.38	489	116.33	0	0.00
2	Bank of India	1032	15335	320.00	1008	306.00	707	207.00	0	0.00
3	Bank of Maharashtra	167	2171	35.84	6	0.00	5	0.20	0	0.00
4	Canara Bank	436	6510	122.18	399	113.18	298	70.00	0	0.00
5	Central Bank of India	262	5144	65.36	12	3.58	12	3.58	0	0.00

STATEMENT III- A (I) (contd.)

(Amt. ₹ lakh)

Sr. No.	Name of Bank	Details of SHGs Saving linked with Banks			Out of Total SHGs - Exclusive Women SHGs		Out of Total SHGs - Under NRLM/SGSY Scheme		Out of Total SHGs - Under NULM/SJSRY	
		No. of SHGs	No. of Members	Savings - Amount	No. of SHGs	Savings - Amount	No. of SHGs	Savings - Amount	No. of SHGs	Savings - Amount
6	Corporation Bank	84	840	31.45	74	30.09	74	30.09	0	0.00
7	Dena Bank	249	3123	71.99	225	63.17	118	34.44	0	0.00
8	IDBI Bank Limited	1	12	0.08	0	0.00	1	0.08	0	0.00
9	Indian Bank	45	585	13.70	44	13.54	26	8.18	0	0.00
10	Indian Overseas Bank	110	1650	52.62	110	52.62	110	52.62	0	0.00
11	Oriental Bank of Commerce	1	10	0.00	1	0.00	1	0.00	0	0.00
12	Punjab National Bank	12	120	1.58	0	0.00	0	0.00	0	0.00
13	State Bank of India	796	9535	169.00	705	150.00	446	95.00	0	0.00
14	Syndicate Bank	33	389	8.00	30	3.00	0	0.00	11	5.00
15	UCO Bank	46	507	2.50	27	2.16	3	0.06	34	0.89
16	Vijaya Bank	11	121	1.98	11	1.98	11	1.98	0	0.00
	Total	3839	51393	1026.40	3097	841.70	2301	619.56	45	5.89
	GUJARAT									
1	Allahabad Bank	33	391	10.14	33	10.14	23	6.88	10	3.26
2	Andhra Bank	6	72	2.12	6	2.12	4	0.27	2	1.85
3	Bank of Baroda	54852	541115	7067.70	49851	6257.22	42517	5927.25	68	9.28
4	Bank of India	11352	125224	858.00	9412	699.00	8727	574.00	291	20.00
5	Bank of Maharashtra	848	8016	151.98	26	2.61	5	0.02	0	0.00
6	Canara Bank	490	6918	97.22	451	89.22	47	7.00	0	0.00
7	Central Bank of India	4074	78040	582.44	430	39.16	430	39.16	0	0.00
8	Corporation Bank	130	1300	13.24	103	10.78	100	9.94	0	0.00
9	Dena Bank	24376	295430	4465.61	21458	3250.25	21072	3905.34	898	201.26
10	IDBI Bank Limited	98	1176	49.79	77	7.75	98	49.79	0	0.00
11	Indian Bank	3178	41314	518.40	3114	508.03	366	36.23	497	84.42
12	Indian Overseas Bank	142	1770	25.57	141	23.74	137	15.12	4	8.62
13	Oriental Bank of Commerce	217	2170	70.40	31	2.58	1	0.27	0	0.00
14	Punjab and Sind Bank	41	410	3.55	15	0.41	2	0.02	39	3.53
15	Punjab National Bank	1792	17920	185.96	283	27.01	1	0.02	0	0.00
16	State Bank of India	35833	427626	3034.00	29816	2525.00	20067	1700.00	2867	243.00
17	Syndicate Bank	224	1792	70.00	180	39.00	83	14.00	26	8.00
18	UCO Bank	1842	20688	170.07	1412	156.11	275	10.13	880	36.49

STATEMENT III- A (I) (contd.)

(Amt. ₹ lakh)

Sr. No.	Name of Bank	Details of SHGs Saving linked with Banks			Out of Total SHGs - Exclusive Women SHGs		Out of Total SHGs - Under NRLM/SGSY Scheme		Out of Total SHGs - Under NULM/SJSRY	
		No. of SHGs	No. of Members	Savings - Amount	No. of SHGs	Savings - Amount	No. of SHGs	Savings - Amount	No. of SHGs	Savings - Amount
19	Union Bank of India	2580	41040	417.00	2490	392.00	2290	388.00	208	19.00
20	Vijaya Bank	692	7612	82.14	645	78.15	661	77.38	7	2.74
	Total	142800	1620024	17875.33	119974	14120.28	96906	12760.82	5797	641.45
	MAHARASHTRA									
1	Allahabad Bank	1115	13385	308.05	799	210.21	584	168.54	44	11.26
2	Andhra Bank	285	3420	40.11	280	39.58	209	33.38	71	6.20
3	Bank of Baroda	19595	189845	2871.45	16782	2165.88	15115	1759.54	64	8.54
4	Bank of India	46526	503536	1831.88	39491	1387.00	24212	913.32	11838	201.10
5	Bank of Maharashtra	101682	1140650	14217.59	2936	361.15	5398	638.74	523	70.11
6	Canara Bank	7110	111621	1006.50	5897	849.50	2044	268.00	241	30.00
7	Central Bank of India	27554	534928	3896.78	2019	258.52	2019	258.52	7	0.16
8	Corporation Bank	191	1910	13.42	166	10.02	101	8.97	0	0.00
9	Dena Bank	10684	130414	1757.28	9445	1333.57	7478	1244.49	386	83.53
10	IDBI Bank Limited	5423	65076	696.23	5006	416.13	5423	696.23	0	0.00
11	Indian Bank	5392	70096	778.42	5284	762.85	975	110.42	5	0.07
12	Indian Overseas Bank	340	3400	181.20	340	181.20	336	177.98	4	3.22
13	Oriental Bank of Commerce	746	7460	153.90	110	9.76	9	1.16	12	0.72
14	Punjab and Sind Bank	149	1490	16.01	142	14.56	30	3.86	119	12.15
15	Punjab National Bank	3703	37030	564.63	872	85.38	0	0.00	0	0.00
16	State Bank of India	55133	660694	5453.00	45208	4472.00	30875	3054.00	4411	437.00
17	Syndicate Bank	1845	14760	183.00	1693	146.00	862	57.00	207	42.00
18	UCO Bank	4663	51618	245.59	3546	207.40	1095	92.60	2887	79.60
19	Union Bank of India	1674	18919	233.00	1612	218.00	1257	174.00	408	48.00
20	Vijaya Bank	3386	37246	446.14	2910	369.02	3049	397.20	112	11.15
	Total	297196	3597498	34894.18	144538	13497.73	101071	10057.95	21339	1044.81
	Total Western Region	444476	5276618	53973.05	268101	28576.45	200789	23574.23	27184	1692.18
	Grand Total	3985986	49101836	1123405.70	3215140	984411.66	2039209	644744.84	272910	96942.94

STATEMENT III- A (I) (contd.)

(Amt. ₹ lakh)

Sr. No.	Name of Bank	Details of SHGs Saving linked with Banks			Out of Total SHGs - Exclusive Women SHGs		Out of Total SHGs - Under NRLM/SGSY Scheme		Out of Total SHGs - Under NULM/SJSRY	
		No. of SHGs	No. of Members	Savings - Amount	No. of SHGs	Savings - Amount	No. of SHGs	Savings - Amount	No. of SHGs	Savings - Amount
PUBLIC SECTOR COMMERCIAL BANKS - ALL INDIA POSITION										
1	Allahabad Bank	90454	1080968	23176.51	75298	17986.97	61497	14984.95	868	236.68
2	Andhra Bank	233298	2799576	215585.24	232099	215087.70	182500	170005.27	49599	45082.43
3	Bank of Baroda	222986	2169839	46053.30	188455	38819.45	155285	33718.09	874	328.08
4	Bank of India	233842	2737988	47141.97	208133	44056.40	124824	31968.76	26561	2823.84
5	Bank of Maharashtra	118184	1316038	16871.72	3936	693.47	7460	1323.96	623	88.72
6	Canara Bank	223457	3316409	106885.94	203970	99061.74	86933	42858.00	3504	1485.00
7	Central Bank of India	241582	4591872	50998.28	29971	9321.81	29971	9321.81	39	0.35
8	Corporation Bank	63524	635240	14832.96	53529	12762.67	38847	9355.35	0	0.00
9	Dena Bank	56535	687263	9750.31	48929	6992.73	45404	7828.27	1636	358.60
10	IDBI Bank Limited	31559	378486	3830.07	26153	2891.15	31559	3830.07	0	0.00
11	Indian Bank	403295	5242835	133774.54	395234	131099.22	151232	60577.91	15944	5702.06
12	Indian Overseas Bank	106176	1623864	28124.49	105569	27824.46	105063	27290.44	506	534.02
13	Oriental Bank of Commerce	27691	276820	2423.78	4215	210.54	904	170.21	123	20.29
14	Punjab and Sind Bank	11423	114230	987.90	10404	860.03	8689	787.42	2734	200.48
15	Punjab National Bank	170284	1702840	28609.15	69930	12777.11	828	209.98	4	0.93
16	State Bank of India	1004797	12215996	249042.00	892951	230452.00	562706	139484.00	79598	19805.00
17	Syndicate Bank	129946	1337966	14709.00	117928	13026.00	21103	4029.00	2262	1062.00
18	UCO Bank	244593	2603640	49064.59	205369	43249.50	117242	24105.58	45341	3418.23
19	Union Bank of India	136699	1802517	49264.50	130524	48018.50	90539	32581.00	40803	15516.00
20	United Bank of India	141607	1432855	11832.50	140673	11786.00	134509	11434.00	1283	163.00
21	Vijaya Bank	94054	1034594	20446.95	71870	17434.21	82114	18880.77	608	117.23
	Total	3985986	49101836	1123405.70	3215140	984411.66	2039209	644744.84	272910	96942.94

STATEMENT III- A (II)

Progress under Microfinance - Savings of SHGs with Private Sector Commercial Banks as on 31 March 2018

(Amt. ₹ lakh)

Sr. No.	Name of Bank	Details of SHGs Saving linked with Banks			Out of Total SHGs - Exclusive Women SHGs		Out of Total SHGs - Under NRLM/SGSY Scheme		Out of Total SHGs - Under NULM/SJSRY	
		No. of SHGs	No. of Members	Savings - Amount	No. of SHGs	Savings - Amount	No. of SHGs	Savings - Amount	No. of SHGs	Savings - Amount
CENTRAL REGION										
CHHATTISGARH										
1	Axis Bank Limited	16	240	11.07	16	11.07	13	10.72	3	0.35
2	DCB Bank Limited	289	2890	3.31	289	3.31	0	0.00	0	0.00
3	HDFC Bank Ltd.	290	4350	15.16	290	15.16	0	0.00	0	0.00
4	Karnataka Bank Ltd	38	199	4.75	29	4.18	0	0.00	0	0.00
5	Karur Vysya Bank Ltd	1	15	0.04	1	0.04	0	0.00	0	0.00
6	South Indian Bank Ltd	2	20	0.09	2	0.09	0	0.00	0	0.00
7	YES Bank Ltd.	334	3511	0.35	334	0.35	0	0.00	0	0.00
	Total	970	11225	34.77	961	34.20	13	10.72	3	0.35
MADHYA PRADESH										
1	Axis Bank Limited	3	45	1.50	3	0.75	3	1.50	0	0.00
2	Catholic Syrian Bank Ltd	1	10	0.18	1	0.18	0	0.00	0	0.00
3	DCB Bank Limited	1267	12670	24.66	1267	24.66	0	0.00	0	0.00
4	HDFC Bank Ltd.	708	10620	50.30	708	50.30	0	0.00	0	0.00
5	ICICI Bank Limited	19430	252590	896.04	19430	896.04	0	0.00	0	0.00
6	South Indian Bank Ltd	1	10	0.01	1	0.01	0	0.00	0	0.00
7	YES Bank Ltd.	3283	35470	88.83	3283	88.83	0	0.00	0	0.00
	Total	24693	311415	1061.52	24693	1060.77	3	1.50	0	0.00
UTTARAKHAND										
1	HDFC Bank Ltd.	15	225	0.07	15	0.07	0	0.00	0	0.00
2	ICICI Bank Limited	1	13	0.00	1	0.00	0	0.00	0	0.00
3	Karnataka Bank Ltd	18	102	190.22	18	190.22	0	0.00	0	0.00
4	Nainital Bank Ltd	78	786	1.47	68	1.31	78	1.47	0	0.00
5	YES Bank Ltd.	501	5548	18.13	501	18.13	0	0.00	0	0.00
	Total	613	6674	209.89	603	209.73	78	1.47	0	0.00
UTTAR PRADESH										
1	HDFC Bank Ltd.	706	10590	6.52	706	6.52	0	0.00	0	0.00
2	ICICI Bank Limited	5	65	0.01	5	0.01	0	0.00	0	0.00
3	Indusind Bank Ltd	0	0	0.00	0	0.00	0	0.00	0	0.00
4	Karnataka Bank Ltd	35	201	504.90	0	0.00	0	0.00	0	0.00
5	Kotak Mahindra Bank Ltd.	0	0	0.00	0	0.00	0	0.00	0	0.00
6	Nainital Bank Ltd	11	110	0.32	6	0.27	11	0.32	0	0.00

STATEMENT III- A (II) (contd.)

(Amt. ₹ lakh)

Sr. No.	Name of Bank	Details of SHGs Saving linked with Banks			Out of Total SHGs - Exclusive Women SHGs		Out of Total SHGs - Under NRLM/SGSY Scheme		Out of Total SHGs - Under NULM/SJSRY	
		No. of SHGs	No. of Members	Savings - Amount	No. of SHGs	Savings - Amount	No. of SHGs	Savings - Amount	No. of SHGs	Savings - Amount
7	South Indian Bank Ltd	0	0	0.00	0	0.00	0	0.00	0	0.00
8	YES Bank Ltd.	8404	107857	158.02	8404	158.02	0	0.00	0	0.00
	Total	9161	118823	669.77	9121	164.82	11	0.32	0	0.00
	TOTAL CENTRAL REGION	35437	448137	1975.95	35378	1469.52	105	14.01	3	0.35
EASTERN REGION										
	BIHAR									
1	HDFC Bank Ltd.	563	8445	14.19	563	14.19	0	0.00	0	0.00
2	ICICI Bank Limited	1158	15054	10.98	1158	10.98	0	0.00	0	0.00
3	YES Bank Ltd.	305	4344	1.75	305	1.75	0	0.00	0	0.00
	Total	2026	27843	26.92	2026	26.92	0	0.00	0	0.00
	JHARKHAND									
1	HDFC Bank Ltd.	111	1665	1.74	111	1.74	0	0.00	0	0.00
2	ICICI Bank Limited	5	65	0.00	5	0.00	0	0.00	0	0.00
3	Karnataka Bank Ltd	3	19	0.10	0	0.00	0	0.00	0	0.00
4	YES Bank Ltd.	122	1507	3.77	122	3.77	0	0.00	0	0.00
	Total	241	3256	5.61	238	5.51	0	0.00	0	0.00
	ODISHA									
1	Axis Bank Limited	65	975	12.09	65	12.09	65	12.09	0	0.00
2	DCB Bank Limited	367	3670	0.62	367	0.62	0	0.00	0	0.00
3	HDFC Bank Ltd.	6221	93315	21.71	6221	21.71	0	0.00	0	0.00
4	ICICI Bank Limited	3129	40677	152.57	3129	152.57	0	0.00	0	0.00
5	Karnataka Bank Ltd	3	17	0.04	2	0.03	0	0.00	0	0.00
6	Karur Vysya Bank Ltd	3	45	0.01	0	0.00	0	0.00	0	0.00
7	YES Bank Ltd.	21564	243890	115.07	21564	115.07	0	0.00	0	0.00
	Total	31352	382589	302.11	31348	302.09	65	12.09	0	0.00
	WEST BENGAL									
1	HDFC Bank Ltd.	454	6810	24.03	454	24.03	0	0.00	0	0.00
2	ICICI Bank Limited	10	130	9.29	10	9.29	0	0.00	0	0.00
3	IDFC Bank Limited	0	0	0.00	0	0.00	0	0.00	0	0.00
4	Karnataka Bank Ltd	38	202	4.75	29	4.18	0	0.00	0	0.00
5	YES Bank Ltd.	2407	25138	8.53	2407	8.53	0	0.00	0	0.00
	Total	2909	32280	46.60	2900	46.03	0	0.00	0	0.00
	Total Eastern Region	36528	445968	381.24	36512	380.55	65	12.09	0	0.00

STATEMENT III- A (II) (contd.)

(Amt. ₹ lakh)

Sr. No.	Name of Bank	Details of SHGs Saving linked with Banks			Out of Total SHGs - Exclusive Women SHGs		Out of Total SHGs - Under NRLM/SGSY Scheme		Out of Total SHGs - Under NULM/SJSRY	
		No. of SHGs	No. of Members	Savings - Amount	No. of SHGs	Savings - Amount	No. of SHGs	Savings - Amount	No. of SHGs	Savings - Amount
NORTH EASTERN REGION										
ASSAM										
1	HDFC Bank Ltd.	257	3855	10.35	257	10.35	0	0.00	0	0.00
2	ICICI Bank Limited	2	26	0.00	2	0.00	0	0.00	0	0.00
3	Indusind Bank Ltd	0	0	0.00	0	0.00	0	0.00	0	0.00
	Total	259	3881	10.35	259	10.35	0	0.00	0	0.00
MEGHALAYA										
1	HDFC Bank Ltd.	1	15	0.00	1	0.00	0	0.00	0	0.00
	Total	1	15	0.00	1	0.00	0	0.00	0	0.00
NAGALAND										
1	ICICI Bank Limited	1	13	0.00	1	0.00	0	0.00	0	0.00
	Total	1	13	0.00	1	0.00	0	0.00	0	0.00
SIKKIM										
1	HDFC Bank Ltd.	1	15	0.19	1	0.19	0	0.00	0	0.00
	Total	1	15	0.19	1	0.19	0	0.00	0	0.00
TRIPURA										
1	HDFC Bank Ltd.	3	45	0.23	3	0.23	0	0.00	0	0.00
	Total	3	45	0.23	3	0.23	0	0.00	0	0.00
	Total North Eastern Region	265	3969	10.77	265	10.77	0	0.00	0	0.00
NORTHERN REGION										
CHANDIGARH										
1	Catholic Syrian Bank Ltd	2	20	0.13	1	0.10	0	0.00	0	0.00
	Total	2	20	0.13	1	0.10	0	0.00	0	0.00
HARYANA										
1	Axis Bank Limited	14	210	2.20	14	2.20	14	2.20	0	0.00
2	HDFC Bank Ltd.	926	13890	65.10	926	65.10	0	0.00	0	0.00
3	ICICI Bank Limited	11	143	0.00	11	0.00	0	0.00	0	0.00
4	Karnataka Bank Ltd	3	17	1.34	0	0.00	0	0.00	0	0.00
5	South Indian Bank Ltd	3	30	0.13	3	0.13	0	0.00	0	0.00
6	YES Bank Ltd.	766	7861	27.56	766	27.56	0	0.00	0	0.00
	Total	1723	22151	96.33	1720	94.99	14	2.20	0	0.00
HIMACHAL PRADESH										
1	ICICI Bank Limited	2	26	0.00	2	0.00	0	0.00	0	0.00
2	YES Bank Ltd.	77	1041	1.29	77	1.29	0	0.00	0	0.00
	Total	79	1067	1.29	79	1.29	0	0.00	0	0.00

STATEMENT III- A (II) (contd.)

(Amt. ₹ lakh)

Sr. No.	Name of Bank	Details of SHGs Saving linked with Banks			Out of Total SHGs - Exclusive Women SHGs		Out of Total SHGs - Under NRLM/SGSY Scheme		Out of Total SHGs - Under NULM/SJSRY	
		No. of SHGs	No. of Members	Savings - Amount	No. of SHGs	Savings - Amount	No. of SHGs	Savings - Amount	No. of SHGs	Savings - Amount
JAMMU AND KASHMIR										
1	HDFC Bank Ltd.	7	105	0.01	7	0.01	0	0.00	0	0.00
2	ICICI Bank Limited	1	13	0.00	1	0.00	0	0.00	0	0.00
3	Jammu & Kashmir Bank Ltd	10214	146730	807.18	8940	713.48	5078	398.45	29	5.14
	Total	10222	146848	807.19	8948	713.49	5078	398.45	29	5.14
NEW DELHI										
1	Catholic Syrian Bank Ltd	2	20	0.54	2	0.54	0	0.00	0	0.00
2	HDFC Bank Ltd.	106	1590	0.74	106	0.74	0	0.00	0	0.00
3	ICICI Bank Limited	3	39	0.02	3	0.02	0	0.00	0	0.00
4	Karnataka Bank Ltd	1	10	50.00	0	0.00	0	0.00	0	0.00
5	South Indian Bank Ltd	20	200	3.77	10	3.42	0	0.00	0	0.00
	Total	132	1859	55.07	121	4.72	0	0.00	0	0.00
PUNJAB										
1	HDFC Bank Ltd.	439	6585	3.12	439	3.12	0	0.00	0	0.00
2	ICICI Bank Limited	37	481	3.12	37	3.12	0	0.00	0	0.00
3	Karnataka Bank Ltd	1	12	1.48	0	0.00	0	0.00	0	0.00
4	YES Bank Ltd.	675	8341	20.68	675	20.68	0	0.00	0	0.00
	Total	1152	15419	28.40	1151	26.92	0	0.00	0	0.00
RAJASTHAN										
1	Catholic Syrian Bank Ltd	3	30	0.31	3	0.31	0	0.00	0	0.00
2	City Union Bank Limited	7	35	0.46	0	0.00	0	0.00	0	0.00
3	HDFC Bank Ltd.	1902	28530	19.56	1902	19.56	0	0.00	0	0.00
4	ICICI Bank Limited	31578	410514	3187.47	31578	3187.47	0	0.00	0	0.00
5	Karnataka Bank Ltd	3	16	64.65	3	64.65	0	0.00	0	0.00
6	YES Bank Ltd.	1165	13628	45.75	1165	45.75	0	0.00	0	0.00
	Total	34658	452753	3318.20	34651	3317.74	0	0.00	0	0.00
	Total Northern Region	47968	640117	4306.61	46671	4159.25	5092	400.65	29	5.14
SOUTHERN REGION										
ANDHRA PRADESH										
1	Catholic Syrian Bank Ltd	11	110	6.22	8	0.38	0	0.00	0	0.00
2	City Union Bank Limited	662	3310	58.62	1	0.04	0	0.00	0	0.00
3	HDFC Bank Ltd.	6316	94740	9.72	6316	9.72	0	0.00	0	0.00

STATEMENT III- A (II) (contd.)

(Amt. ₹ lakh)

Sr. No.	Name of Bank	Details of SHGs Saving linked with Banks			Out of Total SHGs - Exclusive Women SHGs		Out of Total SHGs - Under NRLM/SGSY Scheme		Out of Total SHGs - Under NULM/SJSRY	
		No. of SHGs	No. of Members	Savings - Amount	No. of SHGs	Savings - Amount	No. of SHGs	Savings - Amount	No. of SHGs	Savings - Amount
4	ICICI Bank Limited	11	143	0.01	11	0.01	0	0.00	0	0.00
5	Karnataka Bank Ltd	414	4107	159.14	349	143.58	0	0.00	0	0.00
6	Karur Vysya Bank Ltd	28	420	1.49	4	0.82	0	0.00	0	0.00
7	Kotak Mahindra Bank Ltd.	0	0	0.00	0	0.00	0	0.00	0	0.00
8	South Indian Bank Ltd	1	10	1.13	1	1.13	0	0.00	0	0.00
9	Tamilnad Mercantile Bank Ltd	3	37	0.37	3	0.37	0	0.00	0	0.00
	Total	7446	102877	236.70	6693	156.05	0	0.00	0	0.00
KARNATAKA										
1	Catholic Syrian Bank Ltd	22	220	33.55	11	9.84	0	0.00	0	0.00
2	City Union Bank Limited	82	410	3.51	9	0.08	0	0.00	0	0.00
3	DCB Bank Limited	3637	36370	103.93	3637	103.93	0	0.00	0	0.00
4	HDFC Bank Ltd.	32797	491955	2848.72	32797	2848.72	0	0.00	0	0.00
5	ICICI Bank Limited	26486	344318	1888.89	26486	1888.89	0	0.00	0	0.00
6	Karnataka Bank Ltd	5551	76947	1226.02	3749	924.11	179	100.62	277	93.25
7	Karur Vysya Bank Ltd	54	810	2.51	37	2.10	3	0.86	0	0.00
8	Kotak Mahindra Bank Ltd.	0	0	0.00	0	0.00	0	0.00	0	0.00
9	Ratnakar Bank Ltd	5360	53600	191.00	5360	191.00	0	0.00	0	0.00
10	South Indian Bank Ltd	69	690	10.64	63	10.25	0	0.00	0	0.00
11	Tamilnad Mercantile Bank Ltd	5	62	0.19	5	0.19	0	0.00	0	0.00
12	YES Bank Ltd.	11392	130879	221.11	11392	221.11	0	0.00	0	0.00
	Total	85455	1136261	6530.07	83546	6200.22	182	101.48	277	93.25
KERALA										
1	Catholic Syrian Bank Ltd	2453	24530	566.14	2244	508.57	0	0.00	0	0.00
2	City Union Bank Limited	1	5	1.69	0	1.00	0	0.00	0	0.00
3	HDFC Bank Ltd.	28221	423315	3277.85	28221	3277.85	0	0.00	0	0.00
4	ICICI Bank Limited	8227	106951	2080.99	8227	2080.99	0	0.00	0	0.00
5	Karnataka Bank Ltd	22	276	3.50	10	1.00	22	3.50	0	0.00
6	Karur Vysya Bank Ltd	5	75	0.19	4	0.07	0	0.00	0	0.00

STATEMENT III- A (II) (contd.)

(Amt. ₹ lakh)

Sr. No.	Name of Bank	Details of SHGs Saving linked with Banks			Out of Total SHGs - Exclusive Women SHGs		Out of Total SHGs - Under NRLM/SGSY Scheme		Out of Total SHGs - Under NULM/SJSRY	
		No. of SHGs	No. of Members	Savings - Amount	No. of SHGs	Savings - Amount	No. of SHGs	Savings - Amount	No. of SHGs	Savings - Amount
7	South Indian Bank Ltd	1820	18200	351.41	1193	224.28	0	0.00	0	0.00
8	Tamilnad Mercantile Bank Ltd	91	1241	10.06	85	10.03	2	0.00	0	0.00
9	The Dhanalakshmi Bank Ltd	12121	181815	2439.05	12039	2431.21	436	69.21	0	0.00
10	YES Bank Ltd.	909	8715	37.31	909	37.31	0	0.00	0	0.00
	Total	53870	765123	8768.19	52932	8572.31	460	72.71	0	0.00
PUDUCHERRY										
1	Catholic Syrian Bank Ltd	3	30	0.05	1	0.01	0	0.00	0	0.00
2	City Union Bank Limited	136	680	3.89	127	3.35	0	0.00	0	0.00
3	HDFC Bank Ltd.	7390	110850	183.85	7390	183.85	0	0.00	0	0.00
4	Karur Vysya Bank Ltd	381	5715	8.58	376	8.37	0	0.00	0	0.00
5	South Indian Bank Ltd	17	170	1.61	8	1.03	0	0.00	0	0.00
6	Tamilnad Mercantile Bank Ltd	3	37	0.06	3	0.06	0	0.00	0	0.00
	Total	7930	117482	198.04	7905	196.67	0	0.00	0	0.00
TAMIL NADU										
1	Catholic Syrian Bank Ltd	274	2740	33.11	226	23.18	0	0.00	0	0.00
2	City Union Bank Limited	9353	46765	294.25	8594	250.21	71	2.85	5	1.00
3	DCB Bank Limited	10	100	0.72	10	0.72	0	0.00	0	0.00
4	HDFC Bank Ltd.	71096	1066440	5668.96	71096	5668.96	0	0.00	0	0.00
5	ICICI Bank Limited	118762	1543906	1215.75	118762	1215.75	0	0.00	0	0.00
6	Karnataka Bank Ltd	40	650	12.00	37	10.00	0	0.00	0	0.00
7	Karur Vysya Bank Ltd	12260	183900	449.95	11651	429.02	87	4.04	0	0.00
8	Kotak Mahindra Bank Ltd.	0	0	0.00	0	0.00	0	0.00	0	0.00
9	South Indian Bank Ltd	1930	19300	156.25	1690	135.17	0	0.00	0	0.00
10	Tamilnad Mercantile Bank Ltd	9728	131243	368.07	8940	339.16	235	5.88	10	0.89
11	YES Bank Ltd.	17949	231240	370.04	17949	370.04	0	0.00	0	0.00
	Total	241402	3226284	8569.10	238955	8442.21	393	12.77	15	1.89

STATEMENT III- A (II) (contd.)

(Amt. ₹ lakh)

Sr. No.	Name of Bank	Details of SHGs Saving linked with Banks			Out of Total SHGs - Exclusive Women SHGs		Out of Total SHGs - Under NRLM/SGSY Scheme		Out of Total SHGs - Under NULM/SJSRY	
		No. of SHGs	No. of Members	Savings - Amount	No. of SHGs	Savings - Amount	No. of SHGs	Savings - Amount	No. of SHGs	Savings - Amount
TELANGANA										
1	Catholic Syrian Bank Ltd	2	20	3.82	2	3.82	0	0.00	0	0.00
2	HDFC Bank Ltd.	5182	77730	186.02	5182	186.02	0	0.00	0	0.00
3	ICICI Bank Limited	5	65	0.00	5	0.00	0	0.00	0	0.00
4	Karur Vysya Bank Ltd	4	60	6.60	0	0.00	0	0.00	0	0.00
5	Kotak Mahindra Bank Ltd.	0	0	0.00	0	0.00	0	0.00	0	0.00
6	South Indian Bank Ltd	95	950	135.85	93	134.23	0	0.00	0	0.00
	Total	5288	78825	332.29	5282	324.07	0	0.00	0	0.00
	Total Southern Region	401391	5426852	24634.39	395313	23891.53	1035	186.96	292	95.14
WESTERN REGION										
D AND N HAVELI UT										
1	Catholic Syrian Bank Ltd	1	10	0.01	1	0.01	0	0.00	0	0.00
	Total	1	10	0.01	1	0.01	0	0.00	0	0.00
GOA										
1	HDFC Bank Ltd.	599	8985	56.83	599	56.83	0	0.00	0	0.00
	Total	599	8985	56.83	599	56.83	0	0.00	0	0.00
GUJARAT										
1	Catholic Syrian Bank Ltd	6	60	1.04	1	0.87	0	0.00	0	0.00
2	City Union Bank Limited	1	5	0.23	0	0.00	0	0.00	0	0.00
3	DCB Bank Limited	211	2110	30.24	211	30.24	0	0.00	0	0.00
4	HDFC Bank Ltd.	857	12855	97.67	857	97.67	0	0.00	0	0.00
5	ICICI Bank Limited	11901	154713	438.08	11901	438.08	0	0.00	0	0.00
	Total	12976	169743	567.26	12970	566.86	0	0.00	0	0.00
MAHARASHTRA										
1	Catholic Syrian Bank Ltd	25	250	24.34	19	22.51	0	0.00	0	0.00
2	City Union Bank Limited	14	70	11.67	2	0.01	0	0.00	0	0.00
3	HDFC Bank Ltd.	18513	277695	3115.00	18513	3115.00	0	0.00	0	0.00
4	ICICI Bank Limited	85823	1115699	7520.27	85823	7520.27	0	0.00	0	0.00
5	Karnataka Bank Ltd	1	12	1.00	1	1.00	1	1.00	0	0.00
6	Ratnakar Bank Ltd	3	38	0.17	3	0.17	2	0.07	1	0.10

STATEMENT III- A (II) (contd.)

(Amt. ₹ lakh)

Sr. No.	Name of Bank	Details of SHGs Saving linked with Banks			Out of Total SHGs - Exclusive Women SHGs		Out of Total SHGs - Under NRLM/SGSY Scheme		Out of Total SHGs - Under NULM/SJSRY	
		No. of SHGs	No. of Members	Savings - Amount	No. of SHGs	Savings - Amount	No. of SHGs	Savings - Amount	No. of SHGs	Savings - Amount
7	South Indian Bank Ltd	2	20	3.46	1	3.39	0	0.00	0	0.00
8	Tamilnad Mercantile Bank Ltd	13	174	0.53	13	0.53	0	0.00	0	0.00
9	YES Bank Ltd.	8167	101155	407.25	8167	407.25	0	0.00	0	0.00
	Total	112561	1495113	11083.69	112542	11070.13	3	1.07	1	0.10
	Total Western Region	126137	1673851	11707.79	126112	11693.83	3	1.07	1	0.10
	Grand Total	647726	8638894	43016.75	640251	41605.45	6300	614.78	325	100.73
PRIVATE SECTOR BANKS ALL INDIA POSITION										
1	Axis Bank Limited	98	1470	26.86	98	26.11	95	26.51	3	0.35
2	Catholic Syrian Bank Ltd	2805	28050	669.44	2520	570.32	0	0.00	0	0.00
3	City Union Bank Limited	10256	51280	374.32	8733	254.69	71	2.85	5	1.00
4	DCB Bank Limited	5781	57810	163.48	5781	163.48	0	0.00	0	0.00
5	HDFC Bank Ltd.	183681	2755215	15677.64	183681	15677.64	0	0.00	0	0.00
6	ICICI Bank Limited	306588	3985644	17403.49	306588	17403.49	0	0.00	0	0.00
7	Jammu & Kashmir Bank Ltd	10214	146730	807.18	8940	713.48	5078	398.45	29	5.14
8	Karnataka Bank Ltd	6171	82787	2223.89	4227	1342.95	202	105.12	277	93.25
9	Karur Vysya Bank Ltd	12736	191040	469.37	12073	440.42	90	4.90	0	0.00
10	Kotak Mahindra Bank Ltd.	0	0	0.00	0	0.00	0	0.00	0	0.00
11	Nainital Bank Ltd	89	896	1.79	74	1.58	89	1.79	0	0.00
12	Ratnakar Bank Ltd	5363	53638	191.17	5363	191.17	2	0.07	1	0.10
13	South Indian Bank Ltd	3960	39600	664.35	3065	513.13	0	0.00	0	0.00
14	Tamilnad Mercantile Bank Ltd	9843	132794	379.28	9049	350.34	237	5.88	10	0.89
15	The Dhanalakshmi Bank Ltd	12121	181815	2439.05	12039	2431.21	436	69.21	0	0.00
16	YES Bank Ltd.	78020	930125	1525.44	78020	1525.44	0	0.00	0	0.00
	Total All Private Sec. Comm. Banks	647726	8638894	43016.75	640251	41605.45	6300	614.78	325	100.73
	Total Public Sec. Com.banks -III A(I)	3985986	49101836	1123405.70	3215140	984411.66	2039209	644744.84	272910	96942.94
	Grant Total - Commercial Banks	4633712	57740730	1166422.45	3855391	1026017.11	2045509	645359.62	273235	97043.67

STATEMENT - III - B

Progress under Microfinance - Savings of SHGs with Regional Rural Banks as on 31 March 2018

(Amt. ₹ lakh)

Sr. No.	Name of Bank	Details of SHGs Saving linked with Banks			Out of Total SHGs - Exclusive Women SHGs		Out of Total SHGs - Under NRLM/SGSY Scheme		Out of Total SHGs - Under NULM/SJSRY	
		No. of SHGs	No. of Members	Savings - Amount	No. of SHGs	Savings - Amount	No. of SHGs	Savings - Amount	No. of SHGs	Savings - Amount
CENTRAL REGION										
CHHATTISGARH										
1	Chhattisgarh Rajya Gramin Bank	100646	1291971	9900.07	92275	7796.23	100646	9900.07	0	0.00
	Total	100646	1291971	9900.07	92275	7796.23	100646	9900.07	0	0.00
MADHYA PRADESH										
1	Central Madhya Pradesh Gramin Bank	26879	279515	4923.04	8681	1287.91	8681	1287.91	0	0.00
2	Madhyanchal Gramin Bank	35741	357410	5658.00	22254	4131.00	35741	5658.00	0	0.00
3	Narmada Jhabua Gramin Bank	47083	517913	1099.42	37180	870.29	25958	612.26	389	6.15
	Total	109703	1154838	11680.46	68115	6289.20	70380	7558.17	389	6.15
UTTARAKHAND										
1	Uttarakhand Gramin Bank	20500	134566	3068.27	4566	851.96	3222	601.73	1146	99.84
	Total	20500	134566	3068.27	4566	851.96	3222	601.73	1146	99.84
UTTAR PRADESH										
1	Allahabad Up Gramin Bank	27325	274620	840.24	13837	518.89	20509	630.65	0	0.00
2	Baroda Uttar Pradesh Gramin Bank	88444	1032147	5899.00	66285	4447.44	63483	4122.24	92	5.47
3	Gramin Bank of Aryavart	44187	481399	1403.24	16731	531.09	32261	1024.13	25	1.21
4	Kashi Gombi Samyut Gramin Bank	35696	356960	3639.47	15714	1452.67	25459	2585.10	0	0.00
5	Prathama Bank	10899	123457	2369.38	8023	1710.38	914	205.38	0	0.00
6	Purvanchal Bank	37261	372610	169.53	37261	169.53	37261	169.53	0	0.00
7	Sarva U.P. Gramin Bank	12138	123439	1342.85	7474	1021.36	7170	1064.75	96	10.34
	Total	255950	2764632	15663.71	165325	9851.36	187057	9801.78	213	17.02
	Total Central Region	486799	5346007	40312.51	330281	24788.75	361305	27861.75	1748	123.01
EASTERN REGION										
BIHAR										
1	Bihar Gramin Bank	84505	1014007	17992.03	84505	17992.03	84505	17992.03	0	0.00
2	Madhya Bihar Gramin Bank	114311	1257113	4717.00	114311	4717.00	114311	4717.00	0	0.00
3	Uttar Bihar Gramin Bank	149352	1589106	29782.00	141893	29222.87	149352	29782.00	0	0.00
	Total	348168	3860226	52491.03	340709	51931.90	348168	52491.03	0	0.00
JHARKHAND										
1	Jharkhand Gramin Bank	30209	313583	4929.00	26401	4725.00	30209	4929.00	0	0.00

STATEMENT III - B (contd.)

(Amt. ₹ lakh)

Sr. No.	Name of Bank	Details of SHGs Saving linked with Banks			Out of Total SHGs - Exclusive Women SHGs		Out of Total SHGs - Under NRLM/SGSY Scheme		Out of Total SHGs - Under NULM/SJSRY	
		No. of SHGs	No. of Members	Savings - Amount	No. of SHGs	Savings - Amount	No. of SHGs	Savings - Amount	No. of SHGs	Savings - Amount
2	Vananchal Gramin Bank	28562	342721	1627.00	14328	1261.00	28562	1627.00	0	0.00
	Total	58771	656304	6556.00	40729	5986.00	58771	6556.00	0	0.00
ODISHA										
1	Odisha Gramya Bank	138005	1718640	31477.78	138005	31477.78	137827	31428.05	178	49.73
2	Utkal Grameen Bank	38382	391724	9794.88	33681	8595.02	34929	8913.47	0	0.00
	Total	176387	2110364	41272.66	171686	40072.80	172756	40341.52	178	49.73
WEST BENGAL										
1	Bangiya Gramin Vikash Bank	131786	1424364	56109.00	127651	54172.75	128847	54352.79	2939	1756.21
2	Paschim Banga Gramin Bank	74257	668313	21140.06	69059	19892.54	69171	19669.12	0	0.00
3	Uttar Banga Kshetriya Gramin Bank	47080	470812	12585.36	47080	12585.36	27411	6201.09	19669	6384.27
	Total	253123	2563489	89834.42	243790	86650.65	225429	80223.00	22608	8140.48
	Total Eastern Region	836449	9190383	190154.11	796914	184641.35	805124	179611.55	22786	8190.21
NORTH EASTERN REGION										
ARUNACHAL PRADESH										
1	Arunachal Pradesh Rural Bank	2073	20730	225.18	2073	0.00	2073	225.18	0	0.00
	Total	2073	20730	225.18	2073	0.00	2073	225.18	0	0.00
ASSAM										
1	Assam Gramin Vikash Bank	239544	2395504	11896.83	124009	7097.23	29666	32.68	0	0.00
2	Langpi Dehangi Rural Bank	18127	310675	1428.51	14764	770.64	2804	259.50	0	0.00
	Total	257671	2706179	13325.34	138773	7867.87	32470	292.18	0	0.00
MANIPUR										
1	Manipur Rural Bank	9378	108426	187.31	9378	187.31	885	17.65	303	6.26
	Total	9378	108426	187.31	9378	187.31	885	17.65	303	6.26
MEGHALAYA										
1	Meghalaya Rural Bank	5269	46135	641.55	2472	378.54	3109	300.76	0	0.00
	Total	5269	46135	641.55	2472	378.54	3109	300.76	0	0.00
MIZORAM										
1	Mizoram Rural Bank	8578	77112	664.60	4580	450.63	2756	222.73	847	5.01
	Total	8578	77112	664.60	4580	450.63	2756	222.73	847	5.01
NAGALAND										
1	Nagaland Rural Bank	1027	10270	89.04	1025	88.78	0	0.00	0	0.00
	Total	1027	10270	89.04	1025	88.78	0	0.00	0	0.00

STATEMENT III - B (contd.)

(Amt. ₹ lakh)

Sr. No.	Name of Bank	Details of SHGs Saving linked with Banks			Out of Total SHGs - Exclusive Women SHGs		Out of Total SHGs - Under NRLM/SGSY Scheme		Out of Total SHGs - Under NULM/SJSRY	
		No. of SHGs	No. of Members	Savings - Amount	No. of SHGs	Savings - Amount	No. of SHGs	Savings - Amount	No. of SHGs	Savings - Amount
TRIPURA										
1	Tripura Gramin Bank	31688	349996	4771.18	20875	2641.20	2369	497.49	0	0.00
	Total	31688	349996	4771.18	20875	2641.20	2369	497.49	0	0.00
	Total North Eastern Region	315684	3318848	19904.20	179176	11614.33	43662	1555.99	1150	11.27
NORTHERN REGION										
HARYANA										
1	Sarva Haryana Gramin Bank	18208	199377	1470.56	15612	1198.66	8945	955.76	60	2.25
	Total	18208	199377	1470.56	15612	1198.66	8945	955.76	60	2.25
HIMACHAL PRADESH										
1	Himachal Pradesh Gramin Bank	11274	96656	2671.58	10764	2177.58	9664	1587.11	0	0.00
	Total	11274	96656	2671.58	10764	2177.58	9664	1587.11	0	0.00
JAMMU AND KASHMIR										
1	Ellaquai Dehati Bank	466	3450	646.32	292	428.57	466	646.32	0	0.00
2	J & K Grameen Bank	3991	33986	1276.44	3991	1276.44	2354	189.16	0	0.00
	Total	4457	37436	1922.76	4283	1705.01	2820	835.48	0	0.00
PUNJAB										
1	Malwa Gramin Bank	1880	19241	162.30	1697	146.51	448	38.15	0	0.00
2	Punjab Gramin Bank	7954	99027	654.01	7129	596.66	2173	174.97	0	0.00
3	Sutlej Gramin Bank	509	5680	40.01	498	25.77	0	0.00	0	0.00
	Total	10343	123948	856.32	9324	768.94	2621	213.12	0	0.00
RAJASTHAN										
1	Baroda Rajasthan Kshetriya Gramin Bank	70265	608967	8185.56	63594	6662.12	28154	3527.00	153	303.00
2	Rajasthan Marudhara Gramin Bank	35873	358730	3868.40	32286	3482.00	31855	3195.29	574	91.83
	Total	106138	967697	12053.96	95880	10144.12	60009	6722.29	727	394.83
	Total Northern Region	150420	1425114	18975.18	135863	15994.31	84059	10313.76	787	397.08
SOUTHERN REGION										
ANDHRA PRADESH										
1	Andhra Pragathi Grameena Bank	106856	1068560	38364.29	106856	38364.29	0	0.00	0	0.00
2	Chaitanya Godavari Grameena Bank	39426	394333	32932.42	39426	32932.42	31003	24239.50	0	0.00
3	Saptagiri Grameena Bank	46383	927660	18157.89	44963	17794.73	1201	1621.45	2214	1732.95
	Total	192665	2390553	89454.60	191245	89091.44	32204	25860.95	2214	1732.95
KARNATAKA										
1	Karnataka Vikas Grameena Bank	50231	598754	3852.00	48856	3748.00	40044	3078.00	7174	552.00

STATEMENT III - B (contd.)

(Amt. ₹ lakh)

Sr. No.	Name of Bank	Details of SHGs Saving linked with Banks			Out of Total SHGs - Exclusive Women SHGs		Out of Total SHGs - Under NRLM/SGSY Scheme		Out of Total SHGs - Under NULM/SJSRY	
		No. of SHGs	No. of Members	Savings - Amount	No. of SHGs	Savings - Amount	No. of SHGs	Savings - Amount	No. of SHGs	Savings - Amount
2	Kaveri Grameena Bank	45015	803068	8072.01	40474	6865.93	22064	3672.41	1494	2634.70
3	Pragathi Krishna Gramin Bank	132747	1589523	3172.00	119645	2863.07	112459	2692.51	2364	55.89
	Total	227993	2991345	15096.01	208975	13477.00	174567	9442.92	11032	3242.59
KERALA										
1	Kerala Gramin Bank	61021	915315	11938.00	52902	8454.00	6550	2624.00	63	24.00
	Total	61021	915315	11938.00	52902	8454.00	6550	2624.00	63	24.00
PUDUCHERRY										
1	Puduvai Bharathiyar Grama Bank	4781	90707	587.27	4722	525.55	86	69.64	0	0.00
	Total	4781	90707	587.27	4722	525.55	86	69.64	0	0.00
TAMIL NADU										
1	Pallavan Grama Bank	51412	771182	5288.99	50725	5276.54	24193	2539.72	87	50.88
2	Pandyan Grama Bank	33291	448423	2605.59	27721	2106.71	3627	248.37	1563	130.52
	Total	84703	1219605	7894.58	78446	7383.25	27820	2788.09	1650	181.40
TELANGANA										
1	Andhra Pradesh Grameena Vikas Bank	199438	2213260	145379.08	199438	145379.08	101109	73063.37	22956	17856.70
2	Telangana Grameena Bank	76111	875276	23994.72	76111	23994.72	40543	13065.99	215	60.95
	Total	275549	3088536	169373.80	275549	169373.80	141652	86129.36	23171	17917.65
	Total Southern Region	846712	10696061	294344.26	811839	288305.04	382879	126914.96	38130	23098.59
WESTERN REGION										
GUJARAT										
1	Baroda Gujarat Gramin Bank	28156	281560	3432.01	5265	329.30	9166	592.40	0	0.00
2	Dena Gujarat Gramin Bank	13401	151485	1649.38	12463	1484.44	11525	1401.97	536	65.98
3	Saurashtra Gramin Bank	13979	139790	1425.08	12373	1286.27	8024	946.45	0	0.00
	Total	55536	572835	6506.47	30101	3100.01	28715	2940.82	536	65.98
MAHARASHTRA										
1	Maharashtra Gramin Bank	67008	1340160	4075.97	67008	4075.97	67008	4075.97	0	0.00
2	Vidharbha Konkan Gramin Bank	49136	491360	6462.50	42748	5667.61	42748	5667.61	0	0.00
	Total	116144	1831520	10538.47	109756	9743.58	109756	9743.58	0	0.00
	Total Western Region	171680	2404355	17044.94	139857	12843.59	138471	12684.40	536	65.98
	Grand Total	2807744	32380768	580735.20	2393930	538187.37	1815500	358942.41	65137	31886.14

STATEMENT - III - C

Progress under Microfinance - Savings of SHGs with Co-operative Banks as on 31 March 2018

(Amt. ₹ lakh)

Sr. No.	Name of Bank	Details of SHGs Saving linked with Banks			Out of Total SHGs - Exclusive Women SHGs		Out of Total SHGs - Under NRLM/SGSY Scheme		Out of Total SHGs - Under NULM/SJSRY	
		No. of SHGs	No. of Members	Savings - Amount	No. of SHGs	Savings - Amount	No. of SHGs	Savings - Amount	No. of SHGs	Savings - Amount
CENTRAL REGION										
CHHATTISGARH										
1	District Central Co-Operative Bank Ltd., Bilaspur									
2	District Central Co-Operative Bank Ltd., Durg	6212	80038	365.06	6026	354.10	6212	365.06	0	0.00
3	Jila Sahakari Kendriya Bank Maryadit, Ambikapur	1729	17982	11.59	1331	11.46	1729	11.59	0	0.00
4	Jila Sahakari Kendriya Bank Maryadit, Jagdalpur	3721	44652	483.74	3721	483.74	157	84.60	0	0.00
5	Jila Sahakari Kendriya Bank Maryadit, Raipur	2107	24386	258.20	2107	258.20	0	0.00	0	0.00
6	Rajnandgaon Kendriya Sahakari Bank Maryadit, Rajnandgaon	7604	87441	488.57	7604	488.57	7604	488.57	0	0.00
	Total	21373	254499	1607.16	20789	1596.07	15702	949.82	0	0.00
MADHYA PRADESH										
1	Indore Premier Co-Operative Bank Limited, Indore	412	4675	26.41	371	24.85	0	0.00	0	0.00
2	Jila Sahakari Kendriya Bank Maryadit, Betul	58	638	2.73	58	2.73	58	2.73	0	0.00
3	Jila Sahakari Kendriya Bank Maryadit, Chhindwara	1608	17688	92.95	1608	92.95	0	0.00	0	0.00
4	Jila Sahakari Kendriya Bank Maryadit, Khandwa	1408	14244	57.95	1213	56.87	12	0.28	0	0.00
5	Jila Sahakari Kendriya Bank Maryadit, Khargone	2855	27450	400.85	2135	201.35	105	1.35	0	0.00
6	Jila Sahakari Kendriya Bank Maryadit, Shajapur	538	6456	19.00	382	14.00	538	19.00	0	0.00
7	Jila Sahakari Kendriya Bank Maryadit, Vidisha	0	0	0.00	0	0.00	0	0.00	0	0.00
	Total	6879	71151	599.89	5767	392.75	713	23.36	0	0.00
UTTARAKHAND										
1	Almora Zilla Sahakari Bank Ltd.	1031	5876	194.35	1031	194.35	1031	194.35	0	0.00
2	Chamoli Zilla Sahakari Bank Ltd., Chamoli	790	4650	96.91	549	28.09	790	96.91	0	0.00

STATEMENT - III - C (contd.)

(Amt. ₹ lakh)

Sr. No.	Name of Bank	Details of SHGs Saving linked with Banks			Out of Total SHGs - Exclusive Women SHGs		Out of Total SHGs - Under NRLM/SGSY Scheme		Out of Total SHGs - Under NULM/SJSRY	
		No. of SHGs	No. of Members	Savings - Amount	No. of SHGs	Savings - Amount	No. of SHGs	Savings - Amount	No. of SHGs	Savings - Amount
3	District Cooperative Bank Ltd., Dehradun	293	1689	49.06	262	28.59	293	49.06	0	0.00
4	Nainital District Co-Operative Bank Ltd., Haldwani	1984	13888	254.41	1191	152.64	1291	185.95	693	68.46
5	Pithoragarh Zila Sahakari Bank Ltd., Pithoragarh	1710	8793	1710.00	582	582.00	1710	1710.00	0	0.00
6	Tehri Garhwal Zila Sahkari Bank Ltd., Tehri	513	3078	62.03	389	46.76	221	26.46	180	21.59
7	The Uttarkashi Zila Sahkari Bank Ltd., Uttarkashi	1876	9380	139.20	190	27.13	270	20.50	0	0.00
8	Udhamsinghnagar District Cooperative Bank Ltd., Rudrapur	775	7750	74.70	162	15.42	598	62.32	0	0.00
9	Zila Sahkari Bank Ltd., Garhwal (Kotdwar)	155	775	8.00	155	8.00	155	8.00	0	0.00
10	Zila Sahkari Bank Ltd., Haridwar	329	3406	33.27	227	22.93	217	25.62	0	0.00
	Total	9456	59285	2621.93	4738	1105.91	6576	2379.17	873	90.05
UTTAR PRADESH										
1	Agra District Central Co-Operative Bank Ltd.	64	960	7.23	0	0.00	0	0.00	0	0.00
2	Aligarh Jila Sahkari Bank Ltd.	76	796	3.64	15	1.55	0	0.00	0	0.00
3	Allahabad District Co-Operative Bank Ltd.	14	174	0.00	0	0.00	0	0.00	0	0.00
4	Banda District Co-Operative Bank Ltd.	171	2642	21.44	94	11.28	171	21.44	0	0.00
5	Bijnor Jilla Sahkari Bank Ltd.	29	348	2.96	27	2.81	29	2.96	0	0.00
6	Budaun Jilla Sahkari Bank Ltd.	543	5442	48.35	445	47.70	445	47.70	98	0.65
7	District Co-Operative Bank Ltd., Saharanpur	1211	11853	141.40	936	96.30	0	0.00	0	0.00
8	Etah District Co-Operative Bank Ltd.	125	1375	12.10	117	8.90	125	12.10	0	0.00
9	Etawah Jilla Sahkari Bank Ltd.	426	4672	6.80	332	3.62	426	6.80	0	0.00
10	Fatehpur District Co-Operative Bank Ltd.	556	6672	5.61	215	2.04	0	0.00	0	0.00
11	Firozabad Jilla Sahkari Bank Ltd.	2422	26185	242.75	789	91.34	421	34.26	0	0.00
12	Ghaziabad Jilla Sahkari Bank Ltd.	449	4939	20.20	325	18.40	449	20.20	0	0.00

STATEMENT - III - C (contd.)

(Amt. ₹ lakh)

Sr. No.	Name of Bank	Details of SHGs Saving linked with Banks			Out of Total SHGs - Exclusive Women SHGs		Out of Total SHGs - Under NRLM/SGSY Scheme		Out of Total SHGs - Under NULM/SJSRY	
		No. of SHGs	No. of Members	Savings - Amount	No. of SHGs	Savings - Amount	No. of SHGs	Savings - Amount	No. of SHGs	Savings - Amount
13	Gorakhpur Jilla Sahkari Bank Ltd.	16	189	0.97	16	0.97	16	0.97	0	0.00
14	Hamirpur District Co-Operative Bank Ltd.	23	345	3.57	5	0.84	23	3.57	0	0.00
15	Jalaun District Co-Operative Bank Ltd.	20	150	0.11	14	0.10	14	0.11	6	0.00
16	Jila Sahakari Bank Ltd., Mau	85	1040	1.79	45	1.36	0	0.00	0	0.00
17	Jilla Sahakari Bank Ltd., Azamgarh	25	127	2.60	0	0.00	4	0.87	21	1.73
18	Jilla Sahakari Bank Ltd., Ghazipur	22	220	1.66	0	0.00	0	0.00	0	0.00
19	Jilla Sahkari Bank Ltd., Ballia	125	1613	10.69	121	10.66	125	10.69	0	0.00
20	Jilla Sahkari Bank Ltd., Barabanki	309	3463	18.67	309	18.67	0	0.00	0	0.00
21	Jilla Sahkari Bank Ltd., Bareilly	52	540	0.00	4	0.00	52	0.00	0	0.00
22	Jilla Sahkari Bank Ltd., Bulandsahar	287	3157	12.45	221	9.58	287	12.45	0	0.00
23	Jilla Sahkari Bank Ltd., Jaunpur	98	1254	9.03	45	5.35	98	9.03	0	0.00
24	Jilla Sahkari Bank Ltd., Jhansi	383	4596	6.95	328	6.45	383	6.95	0	0.00
25	Jilla Sahkari Bank Ltd., Kanpur	0	0	0.00	0	0.00	0	0.00	0	0.00
26	Jilla Sahkari Bank Ltd., Lakhimpur-Khiri	780	7800	4.60	517	4.09	286	3.08	455	0.81
27	Jilla Sahkari Bank Ltd., Lalitpur	212	2148	6.61	60	1.31	212	6.61	0	0.00
28	Jilla Sahkari Bank Ltd., Lucknow.	2	26	0.04	2	0.04	0	0.00	0	0.00
29	Jilla Sahkari Bank Ltd., Meerut	237	2342	28.54	17	2.78	0	0.00	0	0.00
30	Jilla Sahkari Bank Ltd., Mirzapur	285	3413	9.65	198	6.56	285	9.65	0	0.00
31	Jilla Sahkari Bank Ltd., Muradabad	91	1175	0.78	3	0.56	80	0.16	0	0.00
32	Jilla Sahkari Bank Ltd., Pratapgarh	22	264	1.53	22	1.53	0	0.00	0	0.00
33	Jilla Sahkari Bank Ltd., Raibareilly	10	100	0.00	6	0.00	0	0.00	0	0.00
34	Jilla Sahkari Bank Ltd., Unnao	169	1757	4.00	78	1.00	169	4.00	0	0.00
35	Mathura Jilla Sahkari Bank Ltd.	114	1368	7.66	16	0.25	114	7.66	0	0.00
36	Muzaffarnagar District Co-Operative Bank Ltd.	146	1672	6.30	25	0.72	146	6.30	0	0.00
37	Pilibhit Jilla Sahkari Bank Ltd.	140	1328	11.29	92	6.61	35	0.46	0	0.00

STATEMENT - III - C (contd.)

(Amt. ₹ lakh)

Sr. No.	Name of Bank	Details of SHGs Saving linked with Banks			Out of Total SHGs - Exclusive Women SHGs		Out of Total SHGs - Under NRLM/SGSY Scheme		Out of Total SHGs - Under NULM/SJSRY	
		No. of SHGs	No. of Members	Savings - Amount	No. of SHGs	Savings - Amount	No. of SHGs	Savings - Amount	No. of SHGs	Savings - Amount
38	Rampur Jilla Sahkari Bank Ltd.	147	2940	6.24	147	6.24	0	0.00	0	0.00
39	Sultanpur Jilla Sahkari Bank Ltd.	155	2170	6.38	155	6.38	155	6.38	0	0.00
	Total	10041	111255	674.59	5741	375.99	4550	234.40	580	3.19
	Total Central Region	47749	496190	5503.57	37035	3470.72	27541	3586.75	1453	93.24
EASTERN REGION										
ANDAMAN & NICOBAR										
1	The Andaman & Nicobar State Co-Operative Bank Ltd.	4723	56438	954.11	4493	897.90	0	0.00	119	17.18
	Total	4723	56438	954.11	4493	897.90	0	0.00	119	17.18
BIHAR										
1	The Nalanda Central Co-Operative Bank Ltd.	28	465	4.13	28	4.13	0	0.00	0	0.00
	Total	28	465	4.13	28	4.13	0	0.00	0	0.00
JHARKHAND										
1	The Dhanbad Central Co-Operative Bank Ltd.	121	1392	4.13	121	4.13	78	2.41	10	0.14
2	The Jharkhand State Co-Operative Bank Ltd.	1411	14110	35.00	1411	35.00	1411	35.00	0	0.00
	Total	1532	15502	39.13	1532	39.13	1489	37.41	10	0.14
ODISHA										
1	Keonjhar Central Co-Operative Bank Ltd.	1634	16503	1434.17	1614	1410.89	1634	1434.17	0	0.00
2	The Angul United Central Co-Operative Bank Ltd.	10941	109410	532.98	10941	532.98	10941	532.98	0	0.00
3	The Balasore Bhadrak Central Co-Operative Bank Ltd.	5315	53702	1405.56	5315	1405.56	0	0.00	0	0.00
4	The Banki Central Co-Operative Bank Ltd.	1077	10807	29.46	1077	29.46	0	0.00	0	0.00
5	The Bhawanipatna Central Co-Operative Bank Ltd.	93	930	7.33	93	7.33	93	7.33	0	0.00
6	The Bolangir District Central Co-Operative Bank Ltd.	595	6010	61.35	574	58.65	53	5.32	0	0.00
7	The Koraput Central Co-Operative Bank Ltd.	12319	135509	2071.97	12319	2071.97	1844	223.26	0	0.00

STATEMENT - III - C (contd.)

(Amt. ₹ lakh)

Sr. No.	Name of Bank	Details of SHGs Saving linked with Banks			Out of Total SHGs - Exclusive Women SHGs		Out of Total SHGs - Under NRLM/SGSY Scheme		Out of Total SHGs - Under NULM/SJSRY	
		No. of SHGs	No. of Members	Savings - Amount	No. of SHGs	Savings - Amount	No. of SHGs	Savings - Amount	No. of SHGs	Savings - Amount
8	The Mayurbhanj District Central Co-Operative Bank Ltd.	869	10428	99.05	869	99.05	869	99.05	0	0.00
9	The Sambalpur Dist. co-Operative Central Bank Ltd.	5029	60348	89.84	5029	89.84	256	4.57	0	0.00
10	The Sundargarh District Central Co-Operative Bank Ltd.	13649	163586	1230.82	13649	1230.82	13649	1230.82	0	0.00
	Total	51521	567233	6962.53	51480	6936.55	29339	3537.50	0	0.00
WEST BENGAL										
1	Balageria Central Co-Operative Bank Ltd.	3175	29042	200.58	3175	200.58	3175	200.58	0	0.00
2	Bankura Dist Central Co-Operative Bank Ltd.	17189	159736	3448.60	16941	3440.19	10401	3210.03	0	0.00
3	Darjeeling District Central Co-Operative Bank Ltd.	336	4010	93.18	336	93.18	0	0.00	0	0.00
4	Hooghly District Central Co-Operative Bank Ltd.	27431	199137	6341.00	27132	6254.00	0	0.00	0	0.00
5	Howrah District Central Co-Operative Bank Ltd	8370	84079	2166.15	7593	1965.06	0	0.00	0	0.00
6	Malda District Central Co-Operative Bank Ltd.	14397	141460	3269.88	12983	2839.82	14397	3269.88	0	0.00
7	Murshidabad District Central Co-Operative Bank Ltd	16190	139574	4504.40	15690	4375.05	0	0.00	0	0.00
8	Nadia District Central Co-Operative Bank Ltd.	32250	315569	11613.89	29891	10789.31	0	0.00	0	0.00
9	Purulia District Central Co-Operative Bank Ltd	5319	54210	635.50	5071	607.94	2990	390.79	2329	244.71
10	Raiganj Central Co-Operative Bank Ltd.	8498	86281	1228.04	8498	1228.04	1712	51.13	0	0.00
11	Tamluk Ghatal Central Co-Operative Bank Ltd.	9587	91857	2739.84	8995	2587.42	0	0.00	0	0.00
12	The Burdwan District Central Co-Operative Bank Ltd	12040	97628	1825.85	9301	1427.93	0	0.00	0	0.00
13	The Dakshin Dinajpur District Central Co-Operative Bank Ltd.	1594	14696	486.24	1594	486.24	1552	466.65	38	19.37
14	The Jalpaiguri Central Co-Operative Bank Ltd.	3277	22661	333.99	2983	292.14	0	0.00	0	0.00

STATEMENT - III - C (contd.)

(Amt. ₹ lakh)

Sr. No.	Name of Bank	Details of SHGs Saving linked with Banks			Out of Total SHGs - Exclusive Women SHGs		Out of Total SHGs - Under NRLM/SGSY Scheme		Out of Total SHGs - Under NULM/SJSRY	
		No. of SHGs	No. of Members	Savings - Amount	No. of SHGs	Savings - Amount	No. of SHGs	Savings - Amount	No. of SHGs	Savings - Amount
15	The Mugberia Central Co-Operative Bank Ltd.	7751	63330	2555.87	7201	2314.12	0	0.00	0	0.00
16	The West Bengal State Co-Operative Bank Ltd.	21751	199604	6776.52	19112	5853.81	0	0.00	0	0.00
17	Vidyasagar Central Co-Operative Bank Ltd.	5001	52362	1305.21	4870	1271.00	0	0.00	0	0.00
	Total	194156	1755236	49524.74	181366	46025.83	34227	7589.06	2367	264.08
	Total Eastern Region	251960	2394874	57484.64	238899	53903.54	65055	11163.97	2496	281.40
NORTH EASTERN REGION										
ARUNACHAL PRADESH										
1	The Arunachal Pradesh State Co-Operative Apex Bank Ltd.	1826	19825	297.81	1456	249.95	1826	297.81	0	0.00
	Total	1826	19825	297.81	1456	249.95	1826	297.81	0	0.00
ASSAM										
1	The Assam Co-Operative Apex Bank Ltd.	26044	264868	292.50	22275	248.25	26044	292.50	0	0.00
	Total	26044	264868	292.50	22275	248.25	26044	292.50	0	0.00
MANIPUR										
1	The Manipur State Co-Operative Bank Ltd.	2644	29084	23.18	0	0.00	0	0.00	0	0.00
	Total	2644	29084	23.18	0	0.00	0	0.00	0	0.00
MEGHALAYA										
1	The Meghalaya Co-Operative Apex Bank Ltd.	3887	42072	395.82	1966	218.98	1805	161.86	1041	116.98
	Total	3887	42072	395.82	1966	218.98	1805	161.86	1041	116.98
NAGALAND										
1	The Nagaland State Co-Operative Bank Ltd.	1322	15864	97.40	1322	97.40	0	0.00	0	0.00
	Total	1322	15864	97.40	1322	97.40	0	0.00	0	0.00
SIKKIM										
1	The Sikkim State Co-Operative Bank Ltd.	1241	22338	215.99	755	129.60	0	0.00	0	0.00
	Total	1241	22338	215.99	755	129.60	0	0.00	0	0.00

STATEMENT - III - C (contd.)

(Amt. ₹ lakh)

Sr. No.	Name of Bank	Details of SHGs Saving linked with Banks			Out of Total SHGs - Exclusive Women SHGs		Out of Total SHGs - Under NRLM/SGSY Scheme		Out of Total SHGs - Under NULM/SJSRY	
		No. of SHGs	No. of Members	Savings - Amount	No. of SHGs	Savings - Amount	No. of SHGs	Savings - Amount	No. of SHGs	Savings - Amount
TRIPURA										
1	The Tripura State Co-Operative Bank Ltd.	10439	114769	566.15	6263	339.69	0	0.00	0	0.00
	Total	10439	114769	566.15	6263	339.69	0	0.00	0	0.00
	Total North Eastern Region	47403	508820	1888.85	34037	1283.87	29675	752.17	1041	116.98
NORTHERN REGION										
CHANDIGARH										
1	The Chandigarh State Co-Operative Bank Ltd.	42	546	4.35	0	0.00	0	0.00	0	0.00
	Total	42	546	4.35	0	0.00	0	0.00	0	0.00
HARYANA										
1	The Ambala Central Co-Operative Bank Ltd.	147	1422	26.14	118	21.48	147	26.14	0	0.00
2	The Bhiwani Central Co-Operative Bank Ltd.	2	14	0.10	0	0.00	1	0.05	0	0.00
3	The Faridabad Central Co-Operative Bank Ltd.	132	1158	126.00	132	126.00	126	126.00	6	0.00
4	The Fatehabad Central Co-Operative Bank Ltd.	252	2580	18.83	118	9.17	252	18.83	0	0.00
5	The Gurgaon Central Co-Operative Bank Ltd.	326	3114	20.38	323	16.43	0	0.00	0	0.00
6	The Haryana State Co-Operative Apex Bank Ltd.	0	0	0.00	0	0.00	0	0.00	0	0.00
7	The Hissar Central Co-Operative Bank Ltd.	384	4013	14.08	384	14.08	0	0.00	0	0.00
8	The Jhajjar Central Co-Operative Bank Ltd.	37	370	1.30	25	0.94	0	0.00	0	0.00
9	The Jind Central Co-Operative Bank Ltd.	0	0	0.00	0	0.00	0	0.00	0	0.00
10	The Karnal Central Co-Operative Bank Ltd.	24	296	3.06	24	3.06	0	0.00	0	0.00
11	The Mahendragarh Central Co-Operative Bank Ltd.	121	1582	5.39	53	2.12	121	5.39	0	0.00
12	The Panchakula Central Co-Operative Bank Ltd.	199	1299	21.07	15	4.86	199	21.07	0	0.00
13	The Panipat Central Co-Operative Bank Ltd.	165	1804	17.46	158	16.12	0	0.00	0	0.00

STATEMENT - III - C (contd.)

(Amt. ₹ lakh)

Sr. No.	Name of Bank	Details of SHGs Saving linked with Banks			Out of Total SHGs - Exclusive Women SHGs		Out of Total SHGs - Under NRLM/SGSY Scheme		Out of Total SHGs - Under NULM/SJSRY	
		No. of SHGs	No. of Members	Savings - Amount	No. of SHGs	Savings - Amount	No. of SHGs	Savings - Amount	No. of SHGs	Savings - Amount
14	The Rewari Central Co-Operative Bank Ltd.	259	2945	10.30	259	5.15	15	7.50	0	0.00
15	The Rohtak Central Co-Operative Bank Ltd.	253	2644	13.00	8	1.00	14	3.00	0	0.00
16	The Sirsa Central Co-Operative Bank Ltd.	332	3320	23.89	322	22.89	0	0.00	0	0.00
17	The Sonapat Central Co-Operative Bank Ltd.	832	4160	20.10	602	15.92	0	0.00	0	0.00
18	The Yamunanagar Central Co-Operative Bank Ltd.	181	1872	34.65	151	29.90	129	23.11	0	0.00
	Total	3646	32593	355.75	2692	289.12	1004	231.09	6	0.00
HIMACHAL PRADESH										
1	Jogindra Central Co-Operative Bank Ltd.	2588	18147	246.05	2588	246.05	216	61.04	0	0.00
2	The Himachal Pradesh State Co-Operative Bank Ltd.	11706	93648	1153.44	8206	770.60	1421	28.42	0	0.00
3	The Kangra Central Co-Operative Bank Ltd.	6515	66673	674.65	2918	273.73	1304	96.77	0	0.00
	Total	20809	178468	2074.14	13712	1290.38	2941	186.23	0	0.00
JAMMU AND KASHMIR										
1	Baramulla Central Co-Operative Bank Ltd.	0	0	0.00	0	0.00	0	0.00	0	0.00
2	The Anantnag Central Co-Operative Bank Ltd.	70	850	1.46	47	0.87	0	0.00	0	0.00
3	The Jammu Central Co-Operative Bank Ltd.	248	1872	13.99	248	13.99	137	4.16	111	9.83
4	The Jammu & Kashmir State Co-Operative Bank Ltd.	987	7984	19.00	932	17.40	987	19.00	0	0.00
	Total	1305	10706	34.45	1227	32.26	1124	23.16	111	9.83
NEW DELHI										
1	The Delhi State Co-Operative Bank Ltd.	302	4532	71.81	299	64.42	0	0.00	0	0.00
	Total	302	4532	71.81	299	64.42	0	0.00	0	0.00
PUNJAB										
1	The Amritsar Central Co-Operative Bank Ltd., Amritsar	175	2625	8.48	168	7.64	0	0.00	0	0.00
2	The Bhatinda Central Co-Operative Bank Ltd., Bhatinda	502	5590	6.33	502	6.33	0	0.00	0	0.00

STATEMENT - III - C (contd.)

(Amt. ₹ lakh)

Sr. No.	Name of Bank	Details of SHGs Saving linked with Banks			Out of Total SHGs - Exclusive Women SHGs		Out of Total SHGs - Under NRLM/SGSY Scheme		Out of Total SHGs - Under NULM/SJSRY	
		No. of SHGs	No. of Members	Savings - Amount	No. of SHGs	Savings - Amount	No. of SHGs	Savings - Amount	No. of SHGs	Savings - Amount
3	The Faridkot Central Co-Operative Bank Ltd., Faridkot	231	2786	231.00	231	231.00	0	0.00	0	0.00
4	The Fatehgarh Sahib Central Co-Operative Bank Ltd., Sirhind	740	7400	86.42	740	86.42	0	0.00	0	0.00
5	The Fazilka Central Co-Operative Bank Ltd., Fazilka	122	1286	7.68	122	7.68	0	0.00	0	0.00
6	The Ferozepur Central Co-Operative Bank Ltd., Ferozepur	114	1254	7.81	96	6.63	0	0.00	0	0.00
7	The Gurdaspur Central Co-Operative Bank Ltd., Gurdaspur	425	4467	42.29	425	42.29	425	42.29	0	0.00
8	The Hoshiarpur Central Co-Operative Bank Ltd., Hoshiarpur	767	9686	62.95	729	59.59	0	0.00	0	0.00
9	The Jalandhar Central Co-Operative Bank Ltd., Jalandhar	672	10080	37.81	671	37.80	0	0.00	0	0.00
10	The Kapurthala Central Co-Operative Bank Ltd., Kapurthala	199	2536	15.60	192	14.95	0	0.00	0	0.00
11	The Ludhiana Central Co-Operative Bank Ltd., Ludhiana	454	4923	25.40	454	25.40	0	0.00	0	0.00
12	The Mansa Central Co-Operative Bank Ltd., Mansa	73	704	3.34	73	3.34	0	0.00	0	0.00
13	The Moga Central Co-Operative Bank Ltd., Moga	246	2550	6.62	237	6.30	0	0.00	0	0.00
14	The Muktsar Central Co-Operative Bank Ltd., Muktsar	175	3077	5.88	166	5.77	175	5.88	0	0.00
15	The Nawanshahr Central Co-Operative Bank Ltd., Nawanshahr	414	5081	22.98	414	22.98	0	0.00	0	0.00
16	The Patiala Central Co-Operative Bank Ltd., Patiala	550	7085	178.95	538	175.56	23	0.00	0	0.00
17	The Ropar Central Co-Operative Bank Ltd., Ropar	161	3218	50.12	161	50.12	161	50.12	0	0.00
18	The Sangrur Central Co-Operative Bank Ltd., Sangrur	252	2737	10.55	26	0.43	252	10.55	0	0.00

STATEMENT - III - C (contd.)

(Amt. ₹ lakh)

Sr. No.	Name of Bank	Details of SHGs Saving linked with Banks			Out of Total SHGs - Exclusive Women SHGs		Out of Total SHGs - Under NRLM/SGSY Scheme		Out of Total SHGs - Under NULM/SJSRY	
		No. of SHGs	No. of Members	Savings - Amount	No. of SHGs	Savings - Amount	No. of SHGs	Savings - Amount	No. of SHGs	Savings - Amount
19	The Sas Nagar Central Co-Op. Bank Ltd., Sas Nagar	0	0	0.00	0	0.00	0	0.00	0	0.00
20	The Taran Taran Central Co-Operative Bank Ltd., Taran Taran	70	910	1.66	70	1.66	0	0.00	0	0.00
	Total	6342	77995	811.87	6015	791.89	1036	108.84	0	0.00
RAJASTHAN										
1	Ajmer Central Co-Operative Bank Ltd.	5526	60768	685.13	5418	652.43	0	0.00	15	1.50
2	Baran Kendriya Sahakari Bank Ltd.	2391	24247	129.70	2161	107.25	210	11.05	0	0.00
3	Chittorgarh Kendriya Sahakari Bank Ltd.	2925	29250	100.29	2825	95.01	65	0.62	0	0.00
4	Dausa Kendriya Sahakari Bank Ltd.	1691	16910	139.21	1516	111.61	16	1.80	0	0.00
5	Hanumangarh Kendriya Sahakari Bank Ltd.	1616	16160	113.89	1549	112.46	0	0.00	1616	113.89
6	Jhunjhunu Kendriya Sahakari Bank Ltd.	4277	42770	97.93	4240	97.45	37	0.48	0	0.00
7	Sawai Madhopur Kendriya Sahakari Bank Ltd.	2378	23812	198.29	2333	195.33	0	0.00	0	0.00
8	The Alwar Central Co-Operative Bank Ltd.	4884	49470	65.84	4821	61.76	128	1.28	0	0.00
9	The Banswara Central Co-Operative Bank Ltd.	1178	15390	96.00	1178	96.00	1178	96.00	0	0.00
10	The Barmer Central Co-Operative Bank Ltd.	6024	64912	502.76	6024	502.76	0	0.00	0	0.00
11	The Bharatpur Central Co-Operative Bank Ltd.	2573	25730	221.69	2573	221.69	0	0.00	0	0.00
12	The Bundi District Central Co-Operative Bank Ltd.	2613	26310	460.78	2599	453.18	511	280.63	0	0.00
13	The Central Co-Operative Bank Ltd, Bhilwara	5405	53430	247.30	5351	243.50	110	6.10	0	0.00
14	The Central Co-Operative Bank Ltd., Bikaner	601	6305	14.90	345	7.54	19	0.00	0	0.00
15	The Central Co-Operative Bank Ltd.,Tonk	356	4301	35.91	356	35.91	7	4.31	0	0.00
16	The Churu Central Co-Operative Bank Ltd.	2736	29007	76.01	2349	59.80	18	1.82	0	0.00

STATEMENT - III - C (contd.)

(Amt. ₹ lakh)

Sr. No.	Name of Bank	Details of SHGs Saving linked with Banks			Out of Total SHGs - Exclusive Women SHGs		Out of Total SHGs - Under NRLM/SGSY Scheme		Out of Total SHGs - Under NULM/SJSRY	
		No. of SHGs	No. of Members	Savings - Amount	No. of SHGs	Savings - Amount	No. of SHGs	Savings - Amount	No. of SHGs	Savings - Amount
17	The Dungarpur Central Co-Operative Bank Ltd.	2210	26082	61.00	2008	60.61	395	0.00	0	0.00
18	The Ganganagar Kendriya Sahakari Bank Ltd.	4425	43150	231.65	4419	231.65	2	3.94	0	0.00
19	The Jaipur Central Co-Operative Bank Ltd.	0	0	0.00	0	0.00	0	0.00	0	0.00
20	The Jaisalmer Central Co-Operative Bank Ltd.	1582	16005	49.41	1582	49.41	1582	49.41	0	0.00
21	The Jalore Central Co-Operative Bank Ltd.	2360	23362	158.19	2245	120.44	2360	158.19	0	0.00
22	The Jhalawar Kendriya Sahakari Bank Ltd.	2765	28560	195.89	2216	150.49	162	12.52	0	0.00
23	The Jodhpur Central Co-Operative Bank Ltd.	1819	19157	209.17	1730	179.96	104	13.11	0	0.00
24	The Kota Central Co-Operative Bank Ltd.	3679	38870	99.45	3448	89.10	171	25.20	0	0.00
25	The Nagaur Central Co-Operative Bank Ltd.	3772	37720	147.82	3772	147.82	3772	147.82	0	0.00
26	The Pali District Central Co-Operative Bank Ltd.	360	3600	143.09	360	143.09	0	0.00	0	0.00
27	The Sikar Kendriya Sahakari Bank Ltd.	3211	32110	154.75	3211	154.75	0	0.00	0	0.00
28	The Sirohi Central Co-Operative Bank Ltd.	1827	18568	76.01	1827	76.01	90	6.25	0	0.00
29	The Udaipur Central Co-Operative Bank Ltd.	6881	67684	308.93	6697	294.71	1221	63.07	0	0.00
	Total	82065	843640	5020.99	79153	4751.72	12158	883.60	1631	115.39
	Total Northern Region	114511	1148480	8373.36	103098	7219.79	18263	1432.92	1748	125.22
SOUTHERN REGION										
ANDHRA PRADESH										
1	The Anantpur District Co Operative Central Bank Ltd.	1095	10950	219.00	1095	219.00	0	0.00	0	0.00
2	The Andhra Pradesh State Co-Operative Bank Ltd.	83	830	12.68	83	12.68	0	0.00	0	0.00
3	The Chittoor District Co-Operative Central Bank Ltd.	1016	10160	166.71	1016	166.71	508	71.03	0	0.00

STATEMENT - III - C (contd.)

(Amt. ₹ lakh)

Sr. No.	Name of Bank	Details of SHGs Saving linked with Banks			Out of Total SHGs - Exclusive Women SHGs		Out of Total SHGs - Under NRLM/SGSY Scheme		Out of Total SHGs - Under NULM/SJSRY	
		No. of SHGs	No. of Members	Savings - Amount	No. of SHGs	Savings - Amount	No. of SHGs	Savings - Amount	No. of SHGs	Savings - Amount
4	The District Co-Operative Central Bank Ltd., Eluru	2119	21190	889.90	2119	889.90	0	0.00	0	0.00
5	The District Cooperative Central Bank Ltd., Kakinada	190	1318	105.56	190	105.56	0	0.00	0	0.00
6	The District Cooperative Central Bank Ltd., Kurnool	93	934	50.00	90	50.00	93	50.00	0	0.00
7	The District Co-Operative Central Bank Ltd., Srikakulam	7	75	4.99	7	4.99	0	0.00	0	0.00
8	The District Co-Operative Central Bank Ltd., Visakhapatnam	663	7386	198.94	663	198.94	398	146.30	0	0.00
9	The Guntur District Co-Operative Central Bank	1006	9955	354.11	1003	353.56	0	0.00	0	0.00
10	The Krishna District Co-Operative Central Bank Ltd.	6402	76864	7203.43	6402	7203.43	0	0.00	0	0.00
11	The Nellore District Co-Operative Central Bank Ltd.	8	70	0.33	7	0.32	0	0.00	0	0.00
12	The Prakasam District Co-Operative Central Bank Ltd.	438	4380	236.20	438	236.20	0	0.00	0	0.00
	Total	13120	144112	9441.85	13113	9441.29	999	267.33	0	0.00
KARNATAKA										
1	Bagalkot District Central Co-Operative Bank Ltd.	7907	105023	351.36	7439	328.50	6253	245.30	1186	83.20
2	Mandya District Co-Operative Central Bank Ltd.	21774	326610	2176.44	21082	2107.27	653	65.27	20468	2045.90
3	The Banglore, Banglore Rural & Ramanagra District Co-Operative Bank Ltd.	8788	129607	306.87	8553	305.57	7509	284.69	0	0.00
4	The Belagavi District Central Co-Operative Bank Ltd.	2205	33075	108.65	1764	86.92	1764	86.92	441	21.73
5	The Bellary District Co-Operative Central Bank Ltd.	7422	96222	481.15	7337	476.24	995	143.14	0	0.00
6	The Chikmagalur District Co-Operative Central Bank Ltd.	13296	160462	1718.91	10694	1373.49	285	3.65	0	0.00
7	The Chitradurga District Co-Operative Central Bank Ltd.	2323	29407	433.42	2323	433.42	499	19.96	0	0.00

STATEMENT - III - C (contd.)

(Amt. ₹ lakh)

Sr. No.	Name of Bank	Details of SHGs Saving linked with Banks			Out of Total SHGs - Exclusive Women SHGs		Out of Total SHGs - Under NRLM/SGSY Scheme		Out of Total SHGs - Under NULM/SJSRY	
		No. of SHGs	No. of Members	Savings - Amount	No. of SHGs	Savings - Amount	No. of SHGs	Savings - Amount	No. of SHGs	Savings - Amount
8	The Dawangere District Central Co-Operative Bank Ltd.	1815	23349	616.08	1724	597.88	0	0.00	0	0.00
9	The District Co-Operative Central Bank Ltd., Bidar	25526	383561	11248.52	25127	11219.96	0	0.00	0	0.00
10	The Gulbarga And Yadgir District Co-Operative Central Bank Ltd.	8129	107234	701.31	8129	701.31	0	0.00	0	0.00
11	The Hassan District Co-Operative Central Bank Ltd.	15389	213091	3512.13	13376	3335.98	2317	241.79	104	9.91
12	The Kanara District Central Co-Operative Bank Ltd.	7516	90116	1154.66	6688	1024.10	2292	386.14	1734	200.84
13	The Karnataka Central Co-Operative Bank Ltd.,(Dharwad)	12043	132889	846.11	11206	779.20	130	9.14	30	1.13
14	The Kodagu District Co-Operative Central Bank Ltd.	5387	71736	1248.03	4211	897.29	5387	1248.03	0	0.00
15	The Kolar And Chickaballapur District Co Operative Central Bank Ltd.	22946	261243	11764.38	22899	11761.48	0	0.00	0	0.00
16	The Mysore And Chamarajnagar District Cooperative Central Bank Ltd.	11906	194843	1577.92	10727	1420.57	27	0.54	8	0.24
17	The Raichur District Central Co-Operative Bank Ltd.	7778	107598	439.78	7754	438.93	3242	206.78	4512	232.15
18	The Shimoga District Co-Operative Central Bank Ltd.	9849	128136	1419.12	8407	1279.91	598	77.57	59	7.65
19	The South Canara District Central Co-Operative Bank Ltd.	32371	244879	10454.71	23288	6810.20	0	0.00	0	0.00
20	The Tumkur District Central Co-Operative Bank Ltd.	10234	126600	1041.79	8753	813.64	2696	79.22	0	0.00
21	The Vijayapura District Central Co-Operative Bank Ltd.	8145	89595	1995.52	6923	1696.13	0	0.00	0	0.00
	Total	242749	3055276	53596.86	218404	47887.99	34647	3098.14	28542	2602.75
	KERALA									
1	The Alappuzha District Co-Operative Bank Ltd.	6594	98271	1583.33	5940	1331.06	0	0.00	0	0.00
2	The Ernakulam District Co-Operative Bank Ltd.	876	9164	58.81	861	56.71	0	0.00	0	0.00

STATEMENT - III - C (contd.)

(Amt. ₹ lakh)

Sr. No.	Name of Bank	Details of SHGs Saving linked with Banks			Out of Total SHGs - Exclusive Women SHGs		Out of Total SHGs - Under NRLM/SGSY Scheme		Out of Total SHGs - Under NULM/SJSRY	
		No. of SHGs	No. of Members	Savings - Amount	No. of SHGs	Savings - Amount	No. of SHGs	Savings - Amount	No. of SHGs	Savings - Amount
3	The Idukki District Co-Operative Bank Ltd.	9604	132600	885.13	6883	667.68	0	0.00	9604	885.13
4	The Kannur District Co-Operative Bank Ltd.	383	6852	83.80	362	82.22	0	0.00	0	0.00
5	The Kasaragod District Co-Operative Bank Ltd.	672	12787	167.20	646	153.89	672	167.20	0	0.00
6	The Kollam District Co-Operative Bank Ltd.	7256	93990	999.00	3773	390.00	524	100.00	0	0.00
7	The Kottayam District Co-Operative Bank Ltd.	0	0	0.00	0	0.00	0	0.00	0	0.00
8	The Kozhikode District Co-Operative Bank Ltd.	501	7014	82.00	456	73.00	402	68.00	99	14.00
9	The Malappuram District Co-Operative Bank Ltd.	1970	34596	273.79	1970	273.79	109	13.68	0	0.00
10	The Palakkad District Co-Operative Bank Ltd.	130	1724	13.66	129	13.60	110	11.22	8	0.89
11	The Pathanamthitta District Co-Operative Bank Ltd.	970	14542	113.10	939	94.22	0	0.00	0	0.00
12	The Thiruvananthapuram District Co-Operative Bank Ltd.	2190	32850	214.00	2190	214.00	2190	214.00	0	0.00
13	The Wayanad District Co-Operative Bank Ltd.	12127	145524	3338.70	12127	3338.70	12127	3338.70	0	0.00
	Total	43273	589914	7812.52	36276	6688.87	16134	3912.80	9711	900.02
PUDUCHERRY										
1	The Pondicherry State Co-Operative Bank Ltd.	853	12795	1888.25	828	1877.67	828	1881.59	25	6.66
	Total	853	12795	1888.25	828	1877.67	828	1881.59	25	6.66
TAMIL NADU										
1	Chennai Central Co-Operative Bank Ltd.	4679	70185	802.87	4679	802.87	0	0.00	0	0.00
2	Dindigul Central Co-Operative Bank Ltd.	4711	56532	251.80	4450	238.61	969	59.34	3742	192.46
3	The Coimbatore District Central Co-Operative Bank Ltd.	7125	85934	1135.79	6795	1118.64	3406	582.02	3719	553.77
4	The Cuddalore District Central Co-Operative Bank Ltd.	10390	201420	467.02	10253	457.09	8675	431.15	1715	35.87

STATEMENT - III - C (contd.)

(Amt. ₹ lakh)

Sr. No.	Name of Bank	Details of SHGs Saving linked with Banks			Out of Total SHGs - Exclusive Women SHGs		Out of Total SHGs - Under NRLM/SGSY Scheme		Out of Total SHGs - Under NULM/SJSRY	
		No. of SHGs	No. of Members	Savings - Amount	No. of SHGs	Savings - Amount	No. of SHGs	Savings - Amount	No. of SHGs	Savings - Amount
5	The Dharmapuri District Central Co-Operative Bank Ltd.	966	13304	230.00	966	230.00	34	2.50	0	0.00
6	The Erode District Central Co-Operative Bank Ltd.	7773	155460	2513.49	7713	2513.19	7773	2513.49	0	0.00
7	The Kancheepuram Central Co-Op.bank Ltd.	9291	185770	4618.03	9291	4618.03	0	0.00	0	0.00
8	The Kanyakumari District Central Co-Operative Bank Ltd.	9411	124665	4169.18	7058	3127.00	0	0.00	0	0.00
9	The Kumbakonam Central Co-Op Bank Ltd.	10349	165584	827.92	10349	827.92	8	0.30	0	0.00
10	The Madurai District Central Co-Operative Bank Ltd.	9135	109620	135.59	9135	135.59	5454	81.35	907	15.59
11	The Nilgiris District Central Co-Operative Bank Ltd.	3109	40417	169.40	3017	157.00	0	0.00	0	0.00
12	The Pudukottai District Central Co-Operative Bank Ltd.	6449	62650	364.48	6188	346.26	0	0.00	0	0.00
13	The Ramanathapuram District Central Co-Operative Bank Ltd.	9666	115995	192.86	9666	192.86	0	0.00	9666	192.86
14	The Salem District Central Co-Operative Bank Ltd.	16776	234864	718.78	15937	682.84	8388	431.26	6710	215.63
15	The Sivganga District Central Co-Operative Bank Ltd.	2255	26996	100.82	2255	100.82	0	0.00	0	0.00
16	The Thanjavur Central Co-Operative Bank Ltd.	5972	31212	212.25	5972	212.25	112	29.35	5860	182.90
17	The Tiruchirapalli District Central Co-Operative Bank Ltd.	18456	250209	1069.45	17857	1022.19	16028	909.97	2428	159.48
18	The Tirunelveli District Central Co-Operative Bank Ltd.	1539	30780	30.78	1539	30.78	1539	30.78	0	0.00
19	The Tiruvannamalai District Central Co-Operative Bank Ltd.	11936	198662	1553.36	11917	1541.21	11936	1553.36	0	0.00
20	The Vellore District Central Cooperative Bank Ltd.	9077	145232	1428.28	9077	1428.28	1081	759.12	0	0.00
21	The Villupuram District Central Co-Operative Bank Ltd.	11941	191056	121.97	613	5.58	11941	121.97	0	0.00
22	The Virudhunagar District Central Co-Operative Bank Ltd.	2518	36544	172.67	2518	172.67	0	0.00	0	0.00

STATEMENT - III - C (contd.)

(Amt. ₹ lakh)

Sr. No.	Name of Bank	Details of SHGs Saving linked with Banks			Out of Total SHGs - Exclusive Women SHGs		Out of Total SHGs - Under NRLM/SGSY Scheme		Out of Total SHGs - Under NULM/SJSRY	
		No. of SHGs	No. of Members	Savings - Amount	No. of SHGs	Savings - Amount	No. of SHGs	Savings - Amount	No. of SHGs	Savings - Amount
23	Thoothukudi District Central Co-Operative Bank Ltd.	2230	32100	1376.14	2230	1376.14	1928	1189.78	302	186.36
	Total	175754	2565191	22662.93	159475	21337.82	79272	8695.74	35049	1734.92
TELANGANA										
1	The Adilabad District Co Operative Central Bank Ltd.	390	3900	123.46	369	117.29	390	123.46	0	0.00
2	The District Co-Operative Central Bank Ltd., Khammam	445	4450	0.00	445	0.00	445	0.00	0	0.00
3	The District Co-Operative Central Bank Ltd., Medak	354	3550	146.99	354	146.99	0	0.00	0	0.00
4	The District Co-Operative Central Bank Ltd., Warangal	0	0	0.00	0	0.00	0	0.00	0	0.00
5	The Karimnagar District Co-Operative Central Bank Ltd.	3193	35123	38.63	3193	38.63	0	0.00	0	0.00
6	The Mahbubnagar District Co-Operative Central Bank Ltd.	16	232	1.76	16	1.76	0	0.00	0	0.00
7	The Nalgonda District Co-Operative Central Bank Ltd.	443	4430	84.38	443	84.38	0	0.00	0	0.00
8	The Nizamabad District Co-Operative Central Bank Ltd.	5110	51119	863.62	5110	863.62	0	0.00	0	0.00
9	The Telangana State Co-Operative Bank Ltd.	503	5065	173.05	500	172.58	0	0.00	503	173.05
	Total	10454	107869	1431.89	10430	1425.25	835	123.46	503	173.05
	Total Southern Region	486203	6475157	96834.30	438526	88658.89	132715	17979.06	73830	5417.40
WESTERN REGION										
GOA										
1	The Goa State Co-Operative Bank Ltd.	3780	55184	1109.28	3413	1049.71	0	0.00	0	0.00
	Total	3780	55184	1109.28	3413	1049.71	0	0.00	0	0.00
GUJARAT										
1	Banaskantha District Central Co-Operative Bank	8523	105473	459.29	7354	405.96	8523	459.29	0	0.00
2	Bhavnagar District Co-Operative Bank Ltd	617	8151	44.00	280	17.00	0	0.00	0	0.00
3	Mehsana District Central Co-Operative Bank	0	0	0.00	0	0.00	0	0.00	0	0.00

STATEMENT - III - C (contd.)

(Amt. ₹ lakh)

Sr. No.	Name of Bank	Details of SHGs Saving linked with Banks			Out of Total SHGs - Exclusive Women SHGs		Out of Total SHGs - Under NRLM/SGSY Scheme		Out of Total SHGs - Under NULM/SJSRY	
		No. of SHGs	No. of Members	Savings - Amount	No. of SHGs	Savings - Amount	No. of SHGs	Savings - Amount	No. of SHGs	Savings - Amount
4	Panchmahals District Co-Operative Bank Ltd.	385	3790	17.33	199	10.19	385	17.33	0	0.00
5	Rajkot District Co-Operative Bank Ltd.	4776	61940	609.79	4329	517.21	426	65.24	0	0.00
6	Sabarkantha District Central Co-Operative Bank	2451	29412	217.34	2338	202.73	868	42.52	0	0.00
7	Surat District Co-Operative Bank Ltd.	2569	25690	282.00	2243	230.00	0	0.00	0	0.00
8	The Ahmedabad District Co-Operative Bank Ltd.	4828	55044	310.41	3947	269.92	3376	229.70	262	23.59
9	The Amreli Jill Madhyastha Sahakari Bank Ltd.	40	511	1.74	40	1.74	0	0.00	0	0.00
10	The Bharuch District Central Co-Operative Bank Ltd.	801	9567	140.73	518	60.62	131	4.32	0	0.00
11	The Gujarat State Co-Operative Bank Ltd.	3	35	0.26	3	0.26	0	0.00	3	0.26
12	The Jamnagar District Co-Operative Bank Ltd.	749	7808	69.56	641	58.16	0	0.00	0	0.00
13	The Junagadh Jill Sahakari Bank Ltd.	525	5927	43.11	505	42.32	525	43.11	0	0.00
14	The Kachchh District Central Co-Operative Bank	457	5076	19.59	393	18.31	0	0.00	0	0.00
15	The Kaira District Central Co-Operative Bank Ltd.	555	6115	25.24	369	13.20	0	0.00	555	25.24
16	The Kodinar Taluka Co-Operative Banking Union Ltd.	1272	14485	153.86	852	148.94	0	0.00	0	0.00
17	The Surendranagar District Co-Operative Bank Ltd.	0	0	0.00	0	0.00	0	0.00	0	0.00
18	Valsad District Central Co-Operative Bank Ltd	434	5208	3.35	401	2.65	0	0.00	0	0.00
	Total	28985	344232	2397.60	24412	1999.21	14234	861.51	820	49.09
	MAHARASHTRA									
1	Akola District Central Co-Operative Bank Ltd.	12517	150204	834.55	11112	740.83	1035	62.07	0	0.00
2	Amrawati District Central Co-Operative Bank Ltd.	5916	82824	614.20	4142	494.00	0	0.00	0	0.00
3	Aurangabad District Central Co-Operative Bank Ltd.	10137	121794	942.40	10037	939.75	1025	30.75	0	0.00

STATEMENT - III - C (contd.)

(Amt. ₹ lakh)

Sr. No.	Name of Bank	Details of SHGs Saving linked with Banks			Out of Total SHGs - Exclusive Women SHGs		Out of Total SHGs - Under NRLM/SGSY Scheme		Out of Total SHGs - Under NULM/SJSRY	
		No. of SHGs	No. of Members	Savings - Amount	No. of SHGs	Savings - Amount	No. of SHGs	Savings - Amount	No. of SHGs	Savings - Amount
4	Beed District Central Co-Operative Bank Ltd.	5392	57734	137.78	2696	68.89	1788	32.10	0	0.00
5	Bhandara District Central Co-Operative Bank Ltd.	6287	83442	398.10	6066	396.99	2086	136.25	0	0.00
6	Buldhana District Central Co-Operative Bank Ltd.	1633	20345	27.55	486	8.85	443	10.26	0	0.00
7	Chandrapur District Central Co-Operative Bank Ltd.	26328	315936	398.55	22898	377.95	480	80.12	828	35.15
8	Dhule & Nandurbar District Central Co-Operativebank Ltd.	5528	68060	2008.80	271	12.35	710	12.20	0	0.00
9	Gadchiroli District Central Co-Operative Bank Ltd.	9215	110580	765.75	9196	757.10	2230	261.50	27	10.80
10	Jalna District Central Co-Operative Bank Ltd.	2068	22748	123.81	1702	93.47	0	0.00	0	0.00
11	Latur District Central Co-Operative Bank Ltd.	14209	255762	1312.87	13081	1290.31	982	10.54	0	0.00
12	Nagpur District Central Co-Operative Bank Ltd.	3116	40508	109.03	2728	83.94	434	15.17	0	0.00
13	Nasik District Central Co-Operative Bank Ltd.	6514	72140	397.56	3610	159.23	2856	157.26	0	0.00
14	Osmanabad District Central Co-Operative Bank Ltd.	5092	50970	98.00	4332	78.40	0	0.00	0	0.00
15	Parbhani District Central Co-Operative Bank Ltd.	6545	73321	42.34	6169	39.25	2021	13.19	0	0.00
16	Pune District Central Co-Operative Bank Ltd.	36617	549255	4135.16	34666	3898.82	119	11.34	0	0.00
17	Raigad District Central Co-Operative Bank Ltd.	8628	95814	1086.53	8289	1017.46	241	4.63	0	0.00
18	Ratnagiri District Central Co-Operative Bank Ltd.	5210	64426	249.68	4641	226.77	541	29.66	0	0.00
19	Sangli District Central Co-Operative Bank Ltd.	24410	300779	11608.37	22981	9286.70	3748	1684.83	0	0.00
20	Sholapur District Central Co-Operative Bank Ltd.	12055	132695	66.93	11360	49.78	7751	46.44	4304	20.49
21	Sindhudurg District Central Co-Operative Bank Ltd.	6870	80144	613.89	6271	560.10	1892	131.77	0	0.00

STATEMENT - III - C (contd.)

(Amt. ₹ lakh)

Sr. No.	Name of Bank	Details of SHGs Saving linked with Banks			Out of Total SHGs - Exclusive Women SHGs		Out of Total SHGs - Under NRLM/SGSY Scheme		Out of Total SHGs - Under NULM/SJSRY	
		No. of SHGs	No. of Members	Savings - Amount	No. of SHGs	Savings - Amount	No. of SHGs	Savings - Amount	No. of SHGs	Savings - Amount
22	The Ahmednagar District Central Co-Operative Bank Ltd.	26504	326815	4424.50	26504	4424.50	3821	541.01	0	0.00
23	The Gondia District Central Co-Operative Bank Ltd.	7419	81609	555.02	5938	433.86	0	0.00	0	0.00
24	The Jalgaon District Central Co-Operative Bank Ltd.	5800	65548	168.05	5800	168.05	0	0.00	0	0.00
25	The Maharashtra State Co-Operative Bank Ltd.	682	9667	82.58	677	80.92	0	0.00	0	0.00
26	The Nanded District Central Co-Operative Bank Ltd.	812	9198	8.12	654	6.54	0	0.00	0	0.00
27	The Satara District Central Co-Operative Bank Ltd.	28585	284752	1664.23	28438	1655.87	130	9.45	0	0.00
28	The Thane District Central Co-Operative Bank Ltd.	34102	465261	5420.62	3125	500.41	424	27.71	0	0.00
29	Wardha District Central Co-Operative Bank Ltd.	4199	54515	167.30	3486	144.74	577	16.67	0	0.00
	Total	322390	4046846	38462.27	261356	27995.83	35334	3324.92	5159	66.44
	Total Western Region	355155	4446262	41969.15	289181	31044.75	49568	4186.43	5979	115.53
	Grand Total	1302981	15469783	212053.87	1140776	185581.56	322817	39101.30	86547	6149.77

STATEMENT - IV - A (I)

Progress under Microfinance - Bank loans disbursed by Public Sector Commercial Banks to SHGs during the year 2017-18

(Amt. ₹ lakh)

Sr. No.	Name of Bank	Total Loans disbursed during the year		Out of Total - Loan disbursed to Exclusive Women SHGs		Out of Total - Loan disbursed under NRLM/SGSY		Out of Total SHGs - Under NULM/SJSRY	
		No. of SHGs	Loans Disbursed	No. of SHGs	Loans Disbursed	No. of SHGs	Loans Disbursed	No. of SHGs	Loans Disbursed
CENTRAL REGION									
CHHATTISGARH									
1	Allahabad Bank	956	1392.13	942	1362.53	904	1329.28	35	27.85
2	Andhra Bank	74	63.96	72	62.96	48	49.25	24	13.71
3	Bank of Baroda	1021	114.00	978	95.00	645	49.00	59	31.00
4	Bank of India	365	388.00	365	388.00	185	252.00	180	136.00
5	Bank of Maharashtra	309	182.41	290	174.49	219	126.37	38	23.09
6	Canara Bank	217	225.00	215	220.00	40	44.00	43	35.00
7	Central Bank of India	3225	1931.69	780	439.82	780	439.82	0	0.00
8	Corporation Bank	129	98.21	101	67.98	50	39.80	0	0.00
9	Dena Bank	1746	1212.45	1623	1121.71	1614	1131.33	110	66.10
10	IDBI Bank Limited	153	143.75	145	134.25	110	108.72	9	15.35
11	Indian Bank	58	72.00	57	71.00	41	48.00	0	0.00
12	Indian Overseas Bank	443	392.38	443	392.38	400	353.13	43	39.25
13	Oriental Bank of Commerce	68	69.97	1	0.50	47	56.77	16	9.70
14	Punjab and Sind Bank	10	16.90	10	16.90	8	13.00	2	3.90
15	Punjab National Bank	2196	1692.59	1532	1171.50	1701	1334.05	68	50.34
16	State Bank of India	1615	2269.00	1470	2127.00	888	1248.00	7	5.00
17	Syndicate Bank	109	96.52	80	67.82	0	0.00	85	60.00
18	UCO Bank	311	288.92	262	243.67	176	162.27	121	115.35
19	Union Bank of India	71	42.00	56	32.00	69	41.00	1	0.00
20	Vijaya Bank	77	48.35	77	48.35	67	44.96	10	3.39
	Total	13153	10740.23	9499	8237.86	7992	6870.75	851	635.03
MADHYA PRADESH									
1	Allahabad Bank	875	842.01	836	795.67	817	768.92	10	18.75
2	Andhra Bank	20	11.60	20	11.60	18	10.10	2	1.50
3	Bank of Baroda	359	122.00	265	79.00	12	9.00	0	0.00
4	Bank of India	3741	1866.00	3005	1436.00	1237	736.00	1085	543.00
5	Bank of Maharashtra	248	90.59	203	76.46	132	59.55	1	0.97
6	Canara Bank	55	47.00	55	47.00	19	9.00	0	0.00
7	Central Bank of India	5280	1800.18	1335	401.89	1335	401.89	1	0.00
8	Corporation Bank	14	13.96	7	8.07	4	6.52	0	0.00
9	DENA Bank	20	7.64	17	4.52	5	2.06	8	1.73
10	IDBI Bank Limited	636	1403.54	569	1281.89	0	0.00	0	0.00
11	Indian Bank	431	528.00	422	517.00	10	15.00	0	0.00

STATEMENT - IV - A (I) (contd.)

(Amt. ₹ lakh)

Sr. No.	Name of Bank	Total Loans disbursed during the year		Out of Total - Loan disbursed to Exclusive Women SHGs		Out of Total - Loan disbursed under NRLM/SGSY		Out of Total SHGs - Under NULM/SJSRY	
		No. of SHGs	Loans Disbursed	No. of SHGs	Loans Disbursed	No. of SHGs	Loans Disbursed	No. of SHGs	Loans Disbursed
12	Indian Overseas Bank	5	13.14	5	13.14	3	6.89	2	6.25
13	Oriental Bank of Commerce	5	6.05	0	0.00	0	0.00	2	5.09
14	Punjab and Sind Bank	0	0.00	0	0.00	0	0.00	0	0.00
15	Punjab National Bank	1264	535.31	732	375.71	802	397.10	12	8.14
16	State Bank of India	800	724.00	728	659.00	440	398.00	16	17.00
17	Syndicate Bank	69	49.25	60	44.96	1	2.49	0	0.00
18	UCO Bank	265	158.12	161	102.41	8	5.81	257	152.31
19	Union Bank of India	130	103.00	101	77.00	105	75.00	19	20.00
20	Vijaya Bank	65	515.69	63	513.69	63	513.69	0	0.00
	Total	14282	8837.08	8584	6445.01	5011	3417.02	1415	774.74
	UTTARAKHAND								
1	Allahabad Bank	50	28.30	37	21.90	28	16.00	1	0.15
2	Bank of Baroda	241	61.00	241	61.00	15	5.00	0	0.00
3	Bank of India	8	3.00	8	3.00	8	3.00	0	0.00
4	Bank of Maharashtra	0	0.00	0	0.00	0	0.00	0	0.00
5	Canara Bank	93	50.00	91	50.00	23	12.00	0	0.00
6	Central Bank of India	35	5.41	4	0.13	4	0.13	0	0.00
7	Corporation Bank	6	6.58	6	6.58	4	3.83	0	0.00
8	DENA Bank	0	0.00	0	0.00	0	0.00	0	0.00
9	IDBI Bank Limited	13	5.90	13	5.90	1	0.10	0	0.00
10	Indian Bank	0	0.00	0	0.00	0	0.00	0	0.00
11	Indian Overseas Bank	27	27.35	27	27.35	23	24.25	4	3.10
12	Oriental Bank of Commerce	5	10.30	0	0.00	1	0.50	0	0.00
13	Punjab and Sind Bank	51	26.05	47	24.05	47	24.05	4	2.00
14	Punjab National Bank	397	118.41	190	63.02	36	7.86	0	0.00
15	State Bank of India	240	172.00	238	171.00	132	95.00	1	1.00
16	Syndicate Bank	35	30.07	35	30.07	0	0.00	35	30.07
17	UCO Bank	172	203.98	146	167.72	48	37.36	119	163.57
18	Union Bank of India	0	0.00	0	0.00	0	0.00	0	0.00
19	Vijaya Bank	0	0.00	0	0.00	0	0.00	0	0.00
	Total	1373	748.35	1083	631.72	370	229.08	164	199.89

STATEMENT - IV - A (I) (contd.)

(Amt. ₹ lakh)

Sr. No.	Name of Bank	Total Loans disbursed during the year		Out of Total - Loan disbursed to Exclusive Women SHGs		Out of Total - Loan disbursed under NRLM/SGSY		Out of Total SHGs - Under NULM/SJSRY	
		No. of SHGs	Loans Disbursed	No. of SHGs	Loans Disbursed	No. of SHGs	Loans Disbursed	No. of SHGs	Loans Disbursed
UTTAR PRADESH									
1	Allahabad Bank	3312	2611.86	2263	1901.82	1933	1652.47	104	69.22
2	Andhra Bank	6	1.91	6	1.91	6	1.91	0	0.00
3	Bank of Baroda	2955	495.00	2672	445.00	142	49.00	8	3.00
4	Bank of India	262	241.00	209	177.00	221	173.00	41	68.00
5	Bank of Maharashtra	14	20.43	11	2.41	2	0.55	2	0.50
6	Canara Bank	225	170.00	213	164.00	73	23.00	1	0.00
7	Central Bank of India	728	163.83	191	35.03	191	35.03	0	0.00
8	Corporation Bank	32	19.23	22	9.10	18	6.57	0	0.00
9	Dena Bank	6	17.97	2	0.41	2	0.41	0	0.00
10	IDBI Bank Limited	848	2311.46	834	2273.76	0	0.00	1	1.00
11	Indian Bank	206	160.00	202	157.00	7	31.00	47	66.00
12	Indian Overseas Bank	79	94.71	79	94.71	79	94.71	0	0.00
13	Oriental Bank of Commerce	94	75.71	3	1.50	64	34.50	10	15.00
14	Punjab and Sind Bank	57	29.50	57	29.50	57	29.50	0	0.00
15	Punjab National Bank	1290	423.19	520	95.38	361	71.56	5	19.10
16	State Bank of India	374	365.00	321	310.00	206	201.00	3	4.00
17	Syndicate Bank	92	83.47	86	76.29	15	2.46	41	12.62
18	UCO Bank	155	183.81	133	150.45	43	31.94	110	151.47
19	Union Bank of India	0	0.00	0	0.00	0	0.00	0	0.00
20	United Bank of India	46	56.00	44	54.00	25	35.00	3	3.00
21	Vijaya Bank	30	22.35	30	22.35	30	22.35	0	0.00
	Total	10811	7546.43	7898	6001.62	3475	2495.96	376	412.91
	Total Central Region	39619	27872.09	27064	21316.21	16848	13012.81	2806	2022.57
EASTERN REGION									
ANDAMAN & NICOBAR									
1	Allahabad Bank	0	0.00	0	0.00	0	0.00	0	0.00
2	Bank Of Baroda	2	0.65	2	0.65	0	0.00	0	0.00
3	Dena Bank	0	0.00	0	0.00	0	0.00	0	0.00
4	Idbi Bank Limited	52	212.10	52	212.10	0	0.00	0	0.00
5	INDIAN BANK	0	0.00	0	0.00	0	0.00	0	0.00
6	Punjab National Bank	0	0.00	0	0.00	0	0.00	0	0.00
7	State Bank Of India	7	11.00	7	11.00	5	5.00	0	0.00
8	SYNDICATE BANK	0	0.00	0	0.00	0	0.00	0	0.00

STATEMENT - IV - A (I) (contd.)

(Amt. ₹ lakh)

Sr. No.	Name of Bank	Total Loans disbursed during the year		Out of Total - Loan disbursed to Exclusive Women SHGs		Out of Total - Loan disbursed under NRLM/SGSY		Out of Total SHGs - Under NULM/SJSRY	
		No. of SHGs	Loans Disbursed	No. of SHGs	Loans Disbursed	No. of SHGs	Loans Disbursed	No. of SHGs	Loans Disbursed
9	Uco Bank	0	0.00	0	0.00	0	0.00	0	0.00
10	Vijaya Bank	2	3.75	2	3.75	2	3.75	0	0.00
	Total	63	227.50	63	227.50	7	8.75	0	0.00
BIHAR									
1	Allahabad Bank	3534	2598.71	3406	2510.51	3339	2461.20	10	13.70
2	Andhra Bank	4	2.05	4	2.05	1	0.50	3	1.55
3	Bank of Baroda	11541	8114.00	11254	7989.00	6451	3641.00	95	32.00
4	Bank of India	3571	3686.00	3571	3686.00	3571	3686.00	0	0.00
5	Bank of Maharashtra	1	0.00	1	0.00	0	0.00	0	0.00
6	Canara Bank	3263	2675.00	3162	2591.00	1101	624.00	0	0.00
7	Central Bank of India	24154	15159.15	3629	1807.20	3629	1807.20	0	0.00
8	Corporation Bank	16	2.64	14	2.58	14	2.58	0	0.00
9	Dena Bank	0	0.00	0	0.00	0	0.00	0	0.00
10	IDBI Bank Limited	0	0.00	0	0.00	0	0.00	0	0.00
11	Indian Bank	564	798.00	553	782.00	8	4.00	0	0.00
12	Indian Overseas Bank	264	195.95	254	192.04	252	189.54	2	2.50
13	Oriental Bank of Commerce	0	0.00	0	0.00	0	0.00	0	0.00
14	Punjab and Sind Bank	0	0.00	0	0.00	0	0.00	0	0.00
15	Punjab National Bank	27698	14830.88	18243	9838.14	18211	10694.10	13	8.60
16	State Bank of India	28256	40304.00	27455	39889.00	15541	22167.00	172	195.00
17	Syndicate Bank	398	342.66	378	324.61	0	0.00	5	3.27
18	UCO Bank	5058	6234.28	4685	5755.51	2920	3718.93	21	8.92
19	Union Bank of India	96	50.00	85	33.00	71	39.00	25	11.00
20	United Bank of India	334	237.00	328	233.00	242	165.00	36	28.00
21	Vijaya Bank	106	66.20	106	66.20	106	66.20	0	0.00
	Total	108858	95296.52	77128	75701.84	55457	49266.25	382	304.54
JHARKHAND									
1	Allahabad Bank	1434	1128.27	1315	1067.34	1197	987.56	13	11.37
2	Andhra Bank	11	5.49	11	5.49	11	5.49	0	0.00
3	Bank of Baroda	945	102.22	921	94.11	315	59.00	1	1.00
4	Bank of India	11056	6741.00	10713	6236.00	10928	6689.00	63	37.00
5	Bank of Maharashtra	0	0.00	0	0.00	0	0.00	0	0.00
6	Canara Bank	1460	1140.00	1452	1138.00	1397	423.00	0	0.00
7	Central Bank of India	626	174.72	99	13.73	99	13.73	0	0.00

STATEMENT - IV - A (I) (contd.)

(Amt. ₹ lakh)

Sr. No.	Name of Bank	Total Loans disbursed during the year		Out of Total - Loan disbursed to Exclusive Women SHGs		Out of Total - Loan disbursed under NRLM/SGSY		Out of Total SHGs - Under NULM/SJSRY	
		No. of SHGs	Loans Disbursed	No. of SHGs	Loans Disbursed	No. of SHGs	Loans Disbursed	No. of SHGs	Loans Disbursed
8	Corporation Bank	1	0.30	1	0.30	1	0.30	0	0.00
9	Dena Bank	42	5.04	18	1.11	42	5.04	0	0.00
10	IDBI Bank Limited	231	185.27	209	164.89	152	85.43	0	0.00
11	Indian Bank	147	428.00	144	419.00	143	426.00	0	0.00
12	Indian Overseas Bank	131	65.50	131	65.50	101	48.25	30	17.25
13	Oriental Bank of Commerce	1	0.45	0	0.00	0	0.00	0	0.00
14	Punjab and Sind Bank	7	7.00	7	7.00	7	7.00	0	0.00
15	Punjab National Bank	2213	1221.25	1122	563.42	1441	801.55	16	12.77
16	State Bank of India	5749	5215.00	5337	4811.00	3162	2868.00	4	4.00
17	Syndicate Bank	149	42.51	134	35.22	0	0.00	41	3.64
18	UCO Bank	220	129.67	203	118.40	137	81.00	33	21.94
19	Union Bank of India	31	16.00	31	16.00	30	15.00	1	1.00
20	United Bank of India	198	155.00	198	155.00	145	120.00	18	15.00
21	Vijaya Bank	76	57.35	76	57.35	76	57.35	0	0.00
	Total	24728	16820.04	22122	14968.86	19384	12692.70	220	124.97
	ODISHA								
1	Allahabad Bank	2166	3107.30	2145	3080.15	2110	3038.80	23	27.80
2	Andhra Bank	1721	2228.00	1703	2215.97	1574	2059.72	129	156.25
3	Bank of Baroda	1451	812.00	1342	756.00	925	624.00	16	17.00
4	Bank of India	3359	3778.00	3359	3778.00	3342	3761.00	17	17.00
5	Bank of Maharashtra	4	2.28	4	2.28	0	0.00	0	0.00
6	Canara Bank	1727	2321.00	1686	2253.00	740	867.00	46	44.00
7	Central Bank of India	1975	1607.44	306	198.91	306	198.91	0	0.00
8	Corporation Bank	78	86.89	67	73.69	27	24.83	0	0.00
9	Dena Bank	29	28.73	29	28.73	23	26.72	5	1.12
10	IDBI Bank Limited	3095	7209.54	2989	6976.78	39	50.01	0	0.00
11	Indian Bank	1397	1859.00	1369	1822.00	908	1292.00	0	0.00
12	Indian Overseas Bank	2353	3681.77	2329	3657.76	2290	3622.76	39	35.00
13	Oriental Bank of Commerce	47	77.87	7	13.60	37	65.17	1	1.50
14	Punjab and Sind Bank	4	12.00	4	12.00	4	12.00	0	0.00
15	Punjab National Bank	2107	1374.03	767	480.82	975	635.28	38	31.26

STATEMENT - IV - A (I) (contd.)

(Amt. ₹ lakh)

Sr. No.	Name of Bank	Total Loans disbursed during the year		Out of Total - Loan disbursed to Exclusive Women SHGs		Out of Total - Loan disbursed under NRLM/SGSY		Out of Total SHGs - Under NULM/SJSRY	
		No. of SHGs	Loans Disbursed	No. of SHGs	Loans Disbursed	No. of SHGs	Loans Disbursed	No. of SHGs	Loans Disbursed
16	State Bank of India	7989	10874.00	7387	10260.00	4394	5981.00	25	25.00
17	Syndicate Bank	325	417.20	300	388.95	68	187.82	89	10.14
18	UCO Bank	4427	25270.93	4027	6229.53	3892	24411.26	137	129.97
19	Union Bank of India	528	429.00	522	420.00	516	411.00	6	9.00
20	United Bank of India	561	434.00	546	422.00	410	302.00	51	45.00
21	Vijaya Bank	10	23.56	9	13.66	9	13.66	0	0.00
	Total	35353	65634.54	30897	43083.83	22589	47584.94	622	550.04
	WEST BENGAL								
1	Allahabad Bank	33121	52314.85	32131	51285.42	31197	50087.05	572	728.27
2	Andhra Bank	113	124.27	113	124.27	104	118.99	9	5.28
3	Bank of Baroda	1945	612.00	1799	595.00	611	315.00	22	25.00
4	Bank of India	3333	4027.00	3333	4027.00	2841	3555.00	0	0.00
5	Bank of Maharashtra	2	1.50	2	1.50	1	1.00	0	0.00
6	Canara Bank	2330	2416.00	2196	2377.00	1212	593.00	0	0.00
7	Central Bank of India	25418	21134.46	7226	5557.01	7226	5557.01	0	0.00
8	Corporation Bank	46	40.43	44	38.43	18	21.20	0	0.00
9	Dena Bank	25	16.39	25	16.39	25	16.39	0	0.00
10	IDBI Bank Limited	2658	6842.05	1706	4483.51	38	54.70	2	2.60
11	Indian Bank	919	1517.00	901	1487.00	671	1173.00	0	0.00
12	Indian Overseas Bank	2053	2443.23	2020	2418.78	1997	2403.03	23	15.75
13	Oriental Bank of Commerce	77	87.48	3	3.25	11	14.90	2	1.90
14	Punjab and Sind Bank	18	18.51	2	2.00	0	0.00	18	18.51
15	Punjab National Bank	13070	13480.92	8021	8656.97	9835	11194.28	262	356.32
16	State Bank of India	26264	38930.00	26052	38725.00	14445	21411.00	185	198.00
17	Syndicate Bank	625	362.10	542	318.65	110	52.86	10	7.37
18	UCO Bank	3101	3992.55	2884	3725.26	2812	3661.53	42	36.37
19	Union Bank of India	0	0.00	0	0.00	0	0.00	0	0.00
20	United Bank of India	7182	5967.21	7166	5957.21	6521	5420.21	120	85.00
21	Vijaya Bank	118	175.66	116	170.98	113	169.00	3	1.98
	Total	122418	154503.61	96282	129970.63	79788	105819.15	1270	1482.35
	Total Eastern Region	291420	332482.21	226492	263952.66	177225	215371.79	2494	2461.90

STATEMENT - IV - A (I) (contd.)

(Amt. ₹ lakh)

Sr. No.	Name of Bank	Total Loans disbursed during the year		Out of Total - Loan disbursed to Exclusive Women SHGs		Out of Total - Loan disbursed under NRLM/SGSY		Out of Total SHGs - Under NULM/SJSRY	
		No. of SHGs	Loans Disbursed	No. of SHGs	Loans Disbursed	No. of SHGs	Loans Disbursed	No. of SHGs	Loans Disbursed
NORTH EASTERN REGION									
ARUNACHAL PRADESH									
1	Bank of Baroda	0	0.00	0	0.00	0	0.00	0	0.00
2	Bank of India	0	0.00	0	0.00	0	0.00	0	0.00
3	Bank of Maharashtra	0	0.00	0	0.00	0	0.00	0	0.00
4	Canara Bank	0	0.00	0	0.00	0	0.00	0	0.00
5	Indian Bank	0	0.00	0	0.00	0	0.00	0	0.00
6	Oriental Bank of Commerce	0	0.00	0	0.00	0	0.00	0	0.00
7	Punjab and Sind Bank	0	0.00	0	0.00	0	0.00	0	0.00
8	Punjab National Bank	25	1.08	24	1.06	24	1.06	0	0.00
9	State Bank of India	0	0.00	0	0.00	0	0.00	0	0.00
10	Syndicate Bank	2	5.36	2	5.36	0	0.00	0	0.00
11	UCO Bank	0	0.00	0	0.00	0	0.00	0	0.00
12	Vijaya Bank	0	0.00	0	0.00	0	0.00	0	0.00
	Total	27	6.44	26	6.42	24	1.06	0	0.00
ASSAM									
1	Allahabad Bank	1939	1978.38	1768	1827.24	1771	1821.18	4	2.21
2	Bank of Baroda	410	97.00	265	89.00	0	0.00	0	0.00
3	Bank of India	119	178.00	89	145.00	65	106.00	0	0.00
4	Bank of Maharashtra	15	6.00	15	6.00	12	4.00	1	0.50
5	Canara Bank	106	93.00	98	88.00	66	46.00	1	1.00
6	Central Bank of India	1522	711.08	381	190.15	381	190.15	0	0.00
7	Corporation Bank	1	0.80	1	0.80	0	0.00	0	0.00
8	Dena Bank	16	17.26	15	16.25	16	17.26	0	0.00
9	IDBI Bank Limited	1546	5082.33	1377	4607.03	338	450.90	1	1.00
10	Indian Bank	198	222.00	194	218.00	186	210.00	0	0.00
11	Indian Overseas Bank	218	225.38	218	225.38	216	223.48	2	1.90
12	Oriental Bank of Commerce	0	0.00	0	0.00	0	0.00	0	0.00
13	Punjab and Sind Bank	5	2.50	5	2.50	5	2.50	0	0.00
14	Punjab National Bank	245	60.91	111	15.28	209	31.44	0	0.00
15	State Bank of India	811	695.00	811	695.00	446	382.00	4	4.00
16	Syndicate Bank	23	22.52	23	22.52	20	19.58	0	0.00
17	UCO Bank	393	365.23	372	347.71	359	328.01	28	31.13
18	Union Bank of India	736	604.00	613	459.00	226	176.00	13	12.00

STATEMENT - IV - A (I) (contd.)

(Amt. ₹ lakh)

Sr. No.	Name of Bank	Total Loans disbursed during the year		Out of Total - Loan disbursed to Exclusive Women SHGs		Out of Total - Loan disbursed under NRLM/SGSY		Out of Total SHGs - Under NULM/SJSRY	
		No. of SHGs	Loans Disbursed	No. of SHGs	Loans Disbursed	No. of SHGs	Loans Disbursed	No. of SHGs	Loans Disbursed
19	United Bank of India	1188	885.00	1175	875.00	1110	825.00	0	0.00
20	Vijaya Bank	46	63.21	22	29.09	22	29.09	0	0.00
	Total	9537	11309.60	7553	9858.95	5448	4862.59	54	53.74
MANIPUR									
1	Allahabad Bank	2	2.20	2	2.20	1	0.20	0	0.00
2	Bank of Baroda	38	5.00	38	5.00	9	2.00	0	0.00
3	Bank of India	0	0.00	0	0.00	0	0.00	0	0.00
4	Bank of Maharashtra	0	0.00	0	0.00	0	0.00	0	0.00
5	Canara Bank	0	0.00	0	0.00	0	0.00	0	0.00
6	Central Bank Of India	13	7.88	5	0.04	5	0.04	0	0.00
7	DENA Bank	0	0.00	0	0.00	0	0.00	0	0.00
8	Idbi Bank Limited	0	0.00	0	0.00	0	0.00	0	0.00
9	Indian Bank	0	0.00	0	0.00	0	0.00	0	0.00
10	Indian Overseas Bank	0	0.00	0	0.00	0	0.00	0	0.00
11	Punjab and Sind Bank	0	0.00	0	0.00	0	0.00	0	0.00
12	Punjab National Bank	1	0.96	0	0.00	0	0.00	0	0.00
13	State Bank of India	14	20.00	14	20.00	8	11.00	0	0.00
14	UCO Bank	17	14.31	15	12.81	6	5.50	0	0.00
15	Vijaya Bank	4	7.99	4	7.99	4	7.99	0	0.00
	Total	89	58.34	78	48.04	33	26.73	0	0.00
MEGHALAYA									
1	Bank of Baroda	0	0.00	0	0.00	0	0.00	0	0.00
2	Bank of India	0	0.00	0	0.00	0	0.00	0	0.00
3	Bank of Maharashtra	0	0.00	0	0.00	0	0.00	0	0.00
4	Canara Bank	12	15.00	0	0.00	0	0.00	0	0.00
5	Central Bank of India	0	0.00	0	0.00	0	0.00	0	0.00
6	Indian Bank	1	1.00	1	1.00	1	1.00	0	0.00
7	Indian Overseas Bank	0	0.00	0	0.00	0	0.00	0	0.00
8	Punjab National Bank	4	2.15	1	0.00	2	0.15	0	0.00
9	State Bank of India	3	2.00	3	2.00	1	1.00	0	0.00
10	Syndicate Bank	0	0.00	0	0.00	0	0.00	0	0.00
11	UCO Bank	0	0.00	0	0.00	0	0.00	0	0.00
12	Vijaya Bank	0	0.00	0	0.00	0	0.00	0	0.00
	Total	20	20.15	5	3.00	4	2.15	0	0.00

STATEMENT - IV - A (I) (contd.)

(Amt. ₹ lakh)

Sr. No.	Name of Bank	Total Loans disbursed during the year		Out of Total - Loan disbursed to Exclusive Women SHGs		Out of Total - Loan disbursed under NRLM/SGSY		Out of Total SHGs - Under NULM/SJSRY	
		No. of SHGs	Loans Disbursed	No. of SHGs	Loans Disbursed	No. of SHGs	Loans Disbursed	No. of SHGs	Loans Disbursed
MIZORAM									
1	Allahabad Bank	0	0.00	0	0.00	0	0.00	0	0.00
2	Bank of Baroda	0	0.00	0	0.00	0	0.00	0	0.00
3	Bank of Maharashtra	0	0.00	0	0.00	0	0.00	0	0.00
4	Canara Bank	0	0.00	0	0.00	0	0.00	0	0.00
5	Central Bank of India	0	0.00	0	0.00	0	0.00	0	0.00
6	Dena Bank	0	0.00	0	0.00	0	0.00	0	0.00
7	IDBI Bank Limited	2	8.00	2	8.00	2	8.00	0	0.00
8	State Bank of India	1	2.00	1	2.00	0	0.00	0	0.00
9	Syndicate Bank	0	0.00	0	0.00	0	0.00	0	0.00
10	UCO Bank	2	0.45	1	0.00	1	0.00	1	0.45
	Total	5	10.45	4	10.00	3	8.00	1	0.45
NAGALAND									
1	Allahabad Bank	1	2.00	0	0.00	0	0.00	0	0.00
2	Bank of Baroda	15	3.00	11	2.00	0	0.00	0	0.00
3	Bank of India	0	0.00	0	0.00	0	0.00	0	0.00
4	Bank of Maharashtra	0	0.00	0	0.00	0	0.00	0	0.00
5	Canara Bank	0	0.00	0	0.00	0	0.00	0	0.00
6	Central Bank of India	41	14.24	0	0.00	0	0.00	0	0.00
7	Dena Bank	0	0.00	0	0.00	0	0.00	0	0.00
8	IDBI Bank Limited	5	14.00	5	14.00	0	0.00	0	0.00
9	Indian Bank	1	2.00	1	2.00	0	0.00	0	0.00
10	Indian Overseas Bank	13	19.11	13	19.11	13	19.11	0	0.00
11	Punjab and Sind Bank	0	0.00	0	0.00	0	0.00	0	0.00
12	Punjab National Bank	0	0.00	0	0.00	0	0.00	0	0.00
13	State Bank of India	145	178.00	145	178.00	80	98.00	0	0.00
14	UCO Bank	1	104.00	1	104.00	0	0.00	1	104.00
15	Vijaya Bank	3	5.78	3	5.78	3	5.78	0	0.00
	Total	225	342.13	179	324.89	96	122.89	1	104.00
SIKKIM									
1	Bank of Baroda	0	0.00	0	0.00	0	0.00	0	0.00
2	Canara Bank	20	14.00	20	14.00	0	0.00	0	0.00
3	Central Bank of India	130	62.14	3	0.05	3	0.05	0	0.00
4	Dena Bank	0	0.00	0	0.00	0	0.00	0	0.00
5	IDBI Bank Limited	212	216.70	209	213.20	9	12.00	0	0.00
6	Indian Bank	0	0.00	0	0.00	0	0.00	0	0.00

STATEMENT - IV - A (I) (contd.)

(Amt. ₹ lakh)

Sr. No.	Name of Bank	Total Loans disbursed during the year		Out of Total - Loan disbursed to Exclusive Women SHGs		Out of Total - Loan disbursed under NRLM/SGSY		Out of Total SHGs - Under NULM/SJSRY	
		No. of SHGs	Loans Disbursed	No. of SHGs	Loans Disbursed	No. of SHGs	Loans Disbursed	No. of SHGs	Loans Disbursed
7	Indian Overseas Bank	0	0.00	0	0.00	0	0.00	0	0.00
8	Oriental Bank of Commerce	0	0.00	0	0.00	0	0.00	0	0.00
9	Punjab National Bank	0	0.00	0	0.00	0	0.00	0	0.00
10	State Bank of India	333	345.00	333	345.00	183	190.00	0	0.00
11	UCO Bank	5	6.02	1	2.00	0	0.00	5	6.02
12	Union Bank of India	10	5.00	10	5.00	10	5.00	0	0.00
13	Vijaya Bank	0	0.00	0	0.00	0	0.00	0	0.00
	Total	710	648.86	576	579.25	205	207.05	5	6.02
TRIPURA									
1	Bank of Baroda	4	5.00	4	5.00	0	0.00	0	0.00
2	Bank of India	2	1.00	2	1.00	0	0.00	0	0.00
3	Bank of Maharashtra	0	0.00	0	0.00	0	0.00	0	0.00
4	Canara Bank	0	0.00	0	0.00	0	0.00	0	0.00
5	Central Bank of India	0	0.00	0	0.00	0	0.00	0	0.00
6	IDBI Bank Limited	12	16.60	10	14.10	8	11.40	0	0.00
7	Indian Bank	0	0.00	0	0.00	0	0.00	0	0.00
8	Indian Overseas Bank	2	1.35	2	1.35	2	1.35	0	0.00
9	Punjab and Sind Bank	0	0.00	0	0.00	0	0.00	0	0.00
10	Punjab National Bank	0	0.00	0	0.00	0	0.00	0	0.00
11	State Bank of India	3	4.00	3	4.00	1	2.00	0	0.00
12	UCO Bank	25	24.55	21	19.87	11	12.37	14	12.18
13	United Bank of India	321	245.00	317	240.00	250	182.00	25	19.00
14	Vijaya Bank	6	5.00	6	5.00	6	5.00	0	0.00
	Total	375	302.50	365	290.32	278	214.12	39	31.18
	Total North Eastern Region	10988	12698.47	8786	11120.87	6091	5444.59	100	195.39
NORTHERN REGION									
CHANDIGARH									
1	Bank of Baroda	0	0.00	0	0.00	0	0.00	0	0.00
2	Bank of Maharashtra	0	0.00	0	0.00	0	0.00	0	0.00
3	Canara Bank	0	0.00	0	0.00	0	0.00	0	0.00
4	Dena Bank	1	1.51	1	1.51	1	1.51	0	0.00
5	IDBI Bank Limited	0	0.00	0	0.00	0	0.00	0	0.00
6	Indian Bank	0	0.00	0	0.00	0	0.00	0	0.00

STATEMENT - IV - A (I) (contd.)

(Amt. ₹ lakh)

Sr. No.	Name of Bank	Total Loans disbursed during the year		Out of Total - Loan disbursed to Exclusive Women SHGs		Out of Total - Loan disbursed under NRLM/SGSY		Out of Total SHGs - Under NULM/SJSRY	
		No. of SHGs	Loans Disbursed	No. of SHGs	Loans Disbursed	No. of SHGs	Loans Disbursed	No. of SHGs	Loans Disbursed
7	Oriental Bank of Commerce	0	0.00	0	0.00	0	0.00	0	0.00
8	Punjab and Sind Bank	0	0.00	0	0.00	0	0.00	0	0.00
9	Punjab National Bank	17	4.28	7	2.08	1	0.01	0	0.00
10	State Bank of India	0	0.00	0	0.00	0	0.00	0	0.00
11	UCO Bank	0	0.00	0	0.00	0	0.00	0	0.00
12	Union Bank of India	3	6.00	3	6.00	3	6.00	0	0.00
	Total	21	11.79	11	9.59	5	7.52	0	0.00
	HARYANA								
1	Allahabad Bank	82	56.36	74	54.36	66	46.86	1	2.00
2	Andhra Bank	40	81.74	40	81.74	40	81.74	0	0.00
3	Bank of Baroda	53	6.00	45	4.00	8	2.00	0	0.00
4	Bank of India	69	56.00	44	38.00	27	34.00	0	0.00
5	Bank of Maharashtra	7	6.65	7	6.65	5	5.65	0	0.00
6	Canara Bank	82	89.00	82	89.00	41	6.00	1	3.00
7	Central Bank of India	134	69.31	41	17.06	41	17.06	0	0.00
8	Corporation Bank	35	26.28	22	18.38	16	13.32	0	0.00
9	Dena Bank	0	0.00	0	0.00	0	0.00	0	0.00
10	IDBI Bank Limited	21	46.46	21	46.46	5	1.71	0	0.00
11	Indian Bank	20	17.00	20	17.00	13	13.00	0	0.00
12	Indian Overseas Bank	9	10.50	9	10.50	9	10.50	0	0.00
13	Oriental Bank of Commerce	57	36.50	1	16.00	26	17.25	0	0.00
14	Punjab and Sind Bank	11	7.45	11	7.45	11	7.45	0	0.00
15	Punjab National Bank	2021	1118.00	1182	604.07	1345	725.02	15	17.26
16	State Bank of India	191	203.00	191	203.00	105	111.00	1	1.00
17	Syndicate Bank	86	75.15	80	70.00	86	75.15	0	0.00
18	UCO Bank	39	28.51	30	21.64	11	6.95	26	20.87
19	Union Bank of India	16	22.00	16	22.00	15	22.00	1	0.00
20	Vijaya Bank	14	9.65	14	9.65	14	9.65	0	0.00
	Total	2987	1965.56	1930	1336.96	1884	1206.31	45	44.13
	HIMACHAL PRADESH								
1	Allahabad Bank	9	14.00	9	14.00	6	8.00	2	4.00
2	Andhra Bank	1	0.50	1	0.50	0	0.00	1	0.50
3	Bank of Baroda	12	6.25	12	6.25	2	1.75	0	0.00
4	Bank of India	22	130.00	15	99.00	11	89.00	0	0.00

STATEMENT - IV - A (I) (contd.)

(Amt. ₹ lakh)

Sr. No.	Name of Bank	Total Loans disbursed during the year		Out of Total - Loan disbursed to Exclusive Women SHGs		Out of Total - Loan disbursed under NRLM/SGSY		Out of Total SHGs - Under NULM/SJSRY	
		No. of SHGs	Loans Disbursed	No. of SHGs	Loans Disbursed	No. of SHGs	Loans Disbursed	No. of SHGs	Loans Disbursed
5	Bank of Maharashtra	3	4.00	3	4.00	3	4.00	0	0.00
6	Canara Bank	83	90.00	80	88.00	71	58.00	0	0.00
7	Central Bank of India	109	134.73	19	25.87	19	25.87	0	0.00
8	Corporation Bank	2	1.05	2	1.05	2	1.05	0	0.00
9	Dena Bank	0	0.00	0	0.00	0	0.00	0	0.00
10	IDBI Bank Limited	21	33.30	19	31.50	12	25.20	0	0.00
11	Indian Bank	7	6.00	7	6.00	6	5.00	0	0.00
12	Oriental Bank of Commerce	3	3.28	1	1.00	2	2.28	0	0.00
13	Punjab and Sind Bank	3	14.25	3	14.25	3	14.25	0	0.00
14	Punjab National Bank	1283	1357.97	772	871.77	596	672.77	31	30.23
15	State Bank of India	215	434.00	180	411.00	118	239.00	0	0.00
16	Syndicate Bank	4	3.89	4	3.89	1	0.89	0	0.00
17	UCO Bank	181	315.56	137	205.49	161	294.37	16	17.86
18	Vijaya Bank	2	1.60	2	1.60	2	1.60	0	0.00
	Total	1960	2550.38	1266	1785.17	1015	1443.03	50	52.59
JAMMU AND KASHMIR									
1	Allahabad Bank	0	0.00	0	0.00	0	0.00	0	0.00
2	Bank of Baroda	0	0.00	0	0.00	0	0.00	0	0.00
3	Canara Bank	0	0.00	0	0.00	0	0.00	0	0.00
4	Central Bank of India	39	69.52	3	4.01	3	4.01	0	0.00
5	Corporation Bank	39	12.51	32	10.30	32	10.30	0	0.00
6	Indian Bank	0	0.00	0	0.00	0	0.00	0	0.00
7	Oriental Bank of Commerce	0	0.00	0	0.00	0	0.00	0	0.00
8	Punjab and Sind Bank	1	1.50	1	1.50	1	1.50	0	0.00
9	Punjab National Bank	406	596.00	160	181.96	109	142.16	0	0.00
10	State Bank of India	122	204.00	116	198.00	67	112.00	0	0.00
11	UCO Bank	19	29.45	16	25.09	0	0.00	19	29.45
	Total	626	912.98	328	420.86	212	269.97	19	29.45
NEW DELHI									
1	Allahabad Bank	2	3.00	0	0.00	0	0.00	0	0.00
2	Bank of Baroda	0	0.00	0	0.00	0	0.00	0	0.00
3	Bank Of India	0	0.00	0	0.00	0	0.00	0	0.00
4	Bank of Maharashtra	0	0.00	0	0.00	0	0.00	0	0.00

STATEMENT - IV - A (I) (contd.)

(Amt. ₹ lakh)

Sr. No.	Name of Bank	Total Loans disbursed during the year		Out of Total - Loan disbursed to Exclusive Women SHGs		Out of Total - Loan disbursed under NRLM/SGSY		Out of Total SHGs - Under NULM/SJSRY	
		No. of SHGs	Loans Disbursed	No. of SHGs	Loans Disbursed	No. of SHGs	Loans Disbursed	No. of SHGs	Loans Disbursed
5	Canara Bank	23	22.00	18	17.00	0	0.00	0	0.00
6	Central Bank of India	2	0.31	0	0.00	0	0.00	0	0.00
7	Corporation Bank	43	93.70	36	65.09	0	0.00	0	0.00
8	Dena Bank	0	0.00	0	0.00	0	0.00	0	0.00
9	IDBI Bank Limited	0	0.00	0	0.00	0	0.00	0	0.00
10	Indian Bank	0	0.00	0	0.00	0	0.00	0	0.00
11	Indian Overseas Bank	9	8.09	9	8.09	9	8.09	0	0.00
12	Oriental Bank of Commerce	0	0.00	0	0.00	0	0.00	0	0.00
13	Punjab and Sind Bank	0	0.00	0	0.00	0	0.00	0	0.00
14	Punjab National Bank	46	24.34	14	6.90	0	0.00	0	0.00
15	State Bank of India	0	0.00	0	0.00	0	0.00	0	0.00
16	Syndicate Bank	0	0.00	0	0.00	0	0.00	0	0.00
17	UCO Bank	0	0.00	0	0.00	0	0.00	0	0.00
18	Union Bank of India	0	0.00	0	0.00	0	0.00	0	0.00
19	Vijaya Bank	2	0.88	2	0.88	0	0.00	2	0.88
	Total	127	152.32	79	97.96	9	8.09	2	0.88
	PUNJAB								
1	Allahabad Bank	4	9.45	2	9.00	2	9.00	0	0.00
2	Andhra Bank	0	0.00	0	0.00	0	0.00	0	0.00
3	Bank of Baroda	31	13.00	29	12.00	7	6.00	0	0.00
4	Bank of India	2	14.00	2	14.00	0	10.00	0	0.00
5	Bank of Maharashtra	3	5.60	3	5.60	0	0.00	0	0.00
6	Canara Bank	9	24.00	5	24.00	0	0.00	0	0.00
7	Central Bank of India	10	0.65	3	0.21	3	0.21	0	0.00
8	Corporation Bank	1	0.00	0	0.00	0	0.00	0	0.00
9	Dena Bank	0	0.00	0	0.00	0	0.00	0	0.00
10	IDBI Bank Limited	2	1.20	2	1.20	0	0.00	0	0.00
11	Indian Bank	12	33.00	12	32.00	11	32.00	0	0.00
12	Indian Overseas Bank	4	4.50	4	4.50	4	4.50	0	0.00
13	Oriental Bank of Commerce	10	8.55	0	0.00	0	0.00	0	0.00
14	Punjab and Sind Bank	22	17.80	21	13.80	21	13.80	1	4.00

STATEMENT - IV - A (I) (contd.)

(Amt. ₹ lakh)

Sr. No.	Name of Bank	Total Loans disbursed during the year		Out of Total - Loan disbursed to Exclusive Women SHGs		Out of Total - Loan disbursed under NRLM/SGSY		Out of Total SHGs - Under NULM/SJSRY	
		No. of SHGs	Loans Disbursed	No. of SHGs	Loans Disbursed	No. of SHGs	Loans Disbursed	No. of SHGs	Loans Disbursed
15	Punjab National Bank	1857	953.01	705	424.41	528	353.43	6	0.12
16	State Bank of India	109	109.00	91	94.00	60	60.00	0	0.00
17	Syndicate Bank	2	1.10	2	1.10	0	0.00	2	1.10
18	UCO Bank	21	39.43	13	31.80	7	26.05	12	11.13
19	Union Bank of India	0	0.00	0	0.00	0	0.00	0	0.00
20	Vijaya Bank	6	9.00	6	9.00	6	9.00	0	0.00
	Total	2105	1243.29	900	676.62	649	523.99	21	16.35
	RAJASTHAN								
1	Allahabad Bank	108	57.03	100	54.08	99	52.08	0	0.00
2	Andhra Bank	26	21.93	26	21.93	26	21.93	0	0.00
3	Bank of Baroda	5624	1754.00	5215	1695.00	3251	395.00	4	4.00
4	Bank of India	124	36.00	101	26.00	101	25.00	0	0.00
5	Bank of Maharashtra	0	0.00	0	0.00	0	0.00	0	0.00
6	Canara Bank	45	26.00	42	25.00	21	7.00	0	0.00
7	Central Bank of India	1147	304.15	234	49.99	234	49.99	0	0.00
8	Corporation Bank	21	13.27	19	12.27	15	11.07	0	0.00
9	Dena Bank	0	0.00	0	0.00	0	0.00	0	0.00
10	IDBI Bank Limited	703	2043.25	683	1996.00	0	0.00	0	0.00
11	Indian Bank	22	21.00	22	21.00	2	2.00	0	0.00
12	Indian Overseas Bank	109	47.10	109	47.10	109	47.10	0	0.00
13	Oriental Bank of Commerce	34	26.95	1	0.45	22	18.00	2	2.00
14	Punjab and Sind Bank	0	0.00	0	0.00	0	0.00	0	0.00
15	Punjab National Bank	0	0.00	0	0.00	0	0.00	0	0.00
16	State Bank of India	1374	897.00	1162	831.00	756	493.00	2	2.00
17	Syndicate Bank	32	12.32	20	10.27	10	0.91	0	0.00
18	UCO Bank	223	173.79	184	146.98	90	80.04	133	93.75
19	Union Bank of India	0	0.00	0	0.00	0	0.00	0	0.00
20	Vijaya Bank	9	9.00	9	9.00	9	9.00	0	0.00
	Total	9601	5442.79	7927	4946.07	4745	1212.12	141	101.75
	Total Northern Region	17427	12279.11	12441	9273.23	8519	4671.03	278	245.15

STATEMENT - IV - A (I) (contd.)

(Amt. ₹ lakh)

Sr. No.	Name of Bank	Total Loans disbursed during the year		Out of Total - Loan disbursed to Exclusive Women SHGs		Out of Total - Loan disbursed under NRLM/SGSY		Out of Total SHGs - Under NULM/SJSRY	
		No. of SHGs	Loans Disbursed	No. of SHGs	Loans Disbursed	No. of SHGs	Loans Disbursed	No. of SHGs	Loans Disbursed
SOUTHERN REGION									
ANDHRA PRADESH									
1	Allahabad Bank	1499	6561.94	1323	5816.06	1118	5009.96	167	652.30
2	Andhra Bank	88964	303671.32	88559	302997.26	70352	238893.31	18207	64103.95
3	Bank of Baroda	2865	8745.00	2564	8541.00	1784	4651.00	111	359.00
4	Bank of India	4508	14176.00	4481	14029.00	2626	6471.00	0	0.00
5	Bank of Maharashtra	231	875.19	121	397.14	159	621.43	3	8.98
6	Canara Bank	13437	39572.00	13242	39010.00	4505	10913.00	0	0.00
7	Central Bank of India	6420	10117.88	2027	2876.35	2027	2876.35	0	0.00
8	Corporation Bank	6969	15435.32	5784	12293.26	4320	9054.67	0	0.00
9	Dena Bank	7	25.97	7	25.97	2	4.98	4	16.40
10	IDBI Bank Limited	15	41.84	14	36.84	0	0.00	0	0.00
11	Indian Bank	39226	117037.00	38441	114696.00	16444	54276.00	1263	4535.00
12	Indian Overseas Bank	9604	33766.19	9521	33483.43	9443	33282.23	78	201.20
13	Oriental Bank of Commerce	54	193.50	1	5.00	16	46.00	3	12.00
14	Punjab and Sind Bank	0	0.00	0	0.00	0	0.00	0	0.00
15	Punjab National Bank	977	1911.40	547	1175.51	73	176.04	3	16.00
16	State Bank of India	54648	185388.00	53536	183875.00	30056	101963.00	1412	2542.00
17	Syndicate Bank	1136	23740.11	1038	22032.71	0	0.00	0	0.00
18	UCO Bank	345	1271.98	324	1210.89	157	573.08	1	1.80
19	Union Bank of India	2195	5802.00	2147	5761.00	1125	3249.00	1022	2512.00
20	Vijaya Bank	2828	10752.46	2722	10463.24	2698	10408.19	24	55.05
	Total	235928	779085.10	226399	758725.66	146905	482469.24	22298	75015.68
KARNATAKA									
1	Allahabad Bank	17	64.00	10	34.00	2	12.50	6	13.10
2	Andhra Bank	38	109.18	36	99.18	22	61.87	14	37.31
3	Bank of Baroda	389	198.44	359	189.00	132	115.00	0	0.00
4	Bank of India	191	945.00	171	825.00	92	231.00	0	0.00
5	Bank of Maharashtra	27	57.02	25	51.92	1	2.00	2	4.20
6	Canara Bank	26208	56679.00	25657	55562.00	2639	4352.00	14	28.00
7	Central Bank of India	417	597.43	131	103.79	131	103.79	0	0.00
8	Corporation Bank	107338	214885.72	89560	190406.98	70271	150660.03	0	0.00
9	Dena Bank	6	21.02	5	20.90	2	2.49	2	4.95
10	IDBI Bank Limited	68036	142124.75	53845	113993.83	22275	57427.63	0	0.00
11	Indian Bank	253	1017.00	248	997.00	133	603.00	26	118.00

STATEMENT - IV - A (I) (contd.)

(Amt. ₹ lakh)

Sr. No.	Name of Bank	Total Loans disbursed during the year		Out of Total - Loan disbursed to Exclusive Women SHGs		Out of Total - Loan disbursed under NRLM/SGSY		Out of Total SHGs - Under NULM/SJSRY	
		No. of SHGs	Loans Disbursed	No. of SHGs	Loans Disbursed	No. of SHGs	Loans Disbursed	No. of SHGs	Loans Disbursed
12	Indian Overseas Bank	1411	3738.99	1399	3718.42	1394	3710.92	5	7.50
13	Oriental Bank of Commerce	6	35.24	0	0.00	0	0.00	3	16.75
14	Punjab and Sind Bank	0	0.00	0	0.00	0	0.00	0	0.00
15	Punjab National Bank	62	205.94	22	74.71	5	23.06	0	0.00
16	State Bank of India	3503	16495.00	3179	14620.00	1927	9072.00	32	30.00
17	Syndicate Bank	1576	10384.10	1428	9448.13	0	0.00	39	30.02
18	UCO Bank	80	248.87	56	184.48	31	127.97	37	58.90
19	Union Bank of India	44094	61494.00	43874	61439.00	22643	32543.00	20922	28899.00
20	Vijaya Bank	11793	42641.47	11334	40783.77	11308	40783.77	26	70.55
	Total	265445	551942.17	231339	492552.11	133008	299832.03	21128	29318.28
	KERALA								
1	Allahabad Bank	18	64.05	4	8.80	2	7.50	1	2.00
2	Andhra Bank	82	199.81	81	197.81	63	136.95	18	60.86
3	Bank of Baroda	275	521.00	239	509.00	241	484.00	0	0.00
4	Bank of India	1634	5025.00	1562	4724.00	624	1990.00	0	0.00
5	Bank of Maharashtra	13	57.50	7	31.00	0	0.00	0	0.00
6	Canara Bank	11492	46592.00	11378	46223.00	6844	26309.00	0	0.00
7	Central Bank of India	6398	12972.91	783	815.43	783	815.43	1	0.00
8	Corporation Bank	1479	2059.16	1309	1732.08	1124	1399.21	0	0.00
9	Dena Bank	8	24.24	8	24.24	8	24.24	0	0.00
10	IDBI Bank Limited	4486	14306.14	3759	12153.33	137	792.34	4	23.50
11	Indian Bank	3907	19206.00	3829	18822.00	846	3711.00	146	940.00
12	Indian Overseas Bank	4233	14829.76	4183	14682.57	4175	14660.20	8	22.37
13	Oriental Bank of Commerce	9	7.34	0	0.00	0	0.00	0	0.00
14	Punjab and Sind Bank	0	0.00	0	0.00	0	0.00	0	0.00
15	Punjab National Bank	2781	4715.55	923	1482.95	772	1304.55	26	153.05
16	State Bank of India	1435	5193.00	1333	4981.00	789	2856.00	18	22.00
17	Syndicate Bank	156	525.42	133	478.62	0	0.00	10	7.35
18	UCO Bank	129	538.98	107	465.63	70	342.11	13	23.20
19	Union Bank of India	15668	28279.00	15359	27365.00	14228	24612.00	1131	2753.00
20	Vijaya Bank	1006	4269.55	977	4111.90	977	4111.90	0	0.00
	Total	55209	159386.41	45974	138808.36	31683	83556.43	1376	4007.33

STATEMENT - IV - A (I) (contd.)

(Amt. ₹ lakh)

Sr. No.	Name of Bank	Total Loans disbursed during the year		Out of Total - Loan disbursed to Exclusive Women SHGs		Out of Total - Loan disbursed under NRLM/SGSY		Out of Total SHGs - Under NULM/SJSRY	
		No. of SHGs	Loans Disbursed	No. of SHGs	Loans Disbursed	No. of SHGs	Loans Disbursed	No. of SHGs	Loans Disbursed
LAKSHADWEEP									
1	Syndicate Bank	0	0.00	0	0.00	0	0.00	0	0.00
2	UCO Bank	0	0.00	0	0.00	0	0.00	0	0.00
	Total	0	0.00	0	0.00	0	0.00	0	0.00
PUDUCHERRY									
1	Andhra Bank	58	253.50	58	253.50	15	47.00	43	206.50
2	Bank of Baroda	19	73.00	19	73.00	8	30.00	0	0.00
3	Bank of India	14	28.00	14	28.00	0	0.00	0	0.00
4	Central Bank of India	6	0.00	0	0.00	0	0.00	0	0.00
5	Corporation Bank	210	115.78	147	84.76	146	84.75	0	0.00
6	Dena Bank	0	0.00	0	0.00	0	0.00	0	0.00
7	IDBI Bank Limited	111	398.70	105	376.50	0	0.00	0	0.00
8	Indian Bank	671	2205.00	658	2161.00	491	1408.00	54	172.00
9	Indian Overseas Bank	198	633.72	198	633.72	198	633.72	0	0.00
10	Oriental Bank of Commerce	0	0.00	0	0.00	0	0.00	0	0.00
11	Punjab National Bank	1	5.00	0	0.00	0	0.00	0	0.00
12	State Bank of India	96	445.00	96	445.00	53	245.00	0	0.00
13	Syndicate Bank	6	6.42	6	6.42	6	6.42	0	0.00
14	UCO Bank	7	26.05	7	26.05	7	26.05	0	0.00
15	Vijaya Bank	31	129.83	30	119.93	30	119.93	0	0.00
	Total	1428	4320.00	1338	4207.88	954	2600.87	97	378.50
TAMIL NADU									
1	Allahabad Bank	35	61.09	28	50.09	20	32.59	6	11.35
2	Andhra Bank	304	564.59	299	557.59	167	340.63	132	216.96
3	Bank of Baroda	514	576.00	419	555.00	395	394.00	2	1.00
4	Bank of India	3459	13092.00	3116	11169.00	270	909.00	127	461.00
5	Bank of Maharashtra	3	2.00	1	0.00	0	0.00	0	0.00
6	Canara Bank	8766	31636.00	8628	31125.00	574	1441.00	26	90.00
7	Central Bank of India	3323	5984.49	1068	1608.61	1068	1608.61	0	0.00
8	Corporation Bank	3572	7135.42	2983	5839.26	1732	3579.41	0	0.00
9	Dena Bank	41	80.79	29	61.52	27	55.71	5	15.99
10	IDBI Bank Limited	3247	13741.40	3211	13604.54	36	89.90	45	57.89
11	Indian Bank	39780	154549.00	38984	151458.00	16140	59107.00	2787	13793.00
12	Indian Overseas Bank	15342	43322.59	15145	42877.09	15000	42055.49	145	821.60

STATEMENT - IV - A (I) (contd.)

(Amt. ₹ lakh)

Sr. No.	Name of Bank	Total Loans disbursed during the year		Out of Total - Loan disbursed to Exclusive Women SHGs		Out of Total - Loan disbursed under NRLM/SGSY		Out of Total SHGs - Under NULM/SJSRY	
		No. of SHGs	Loans Disbursed	No. of SHGs	Loans Disbursed	No. of SHGs	Loans Disbursed	No. of SHGs	Loans Disbursed
13	Oriental Bank of Commerce	49	124.76	6	22.38	18	37.37	4	9.10
14	Punjab and Sind Bank	0	0.00	0	0.00	0	0.00	0	0.00
15	Punjab National Bank	0	0.00	0	0.00	0	0.00	0	0.00
16	State Bank of India	888	2617.00	876	2605.00	488	1439.00	40	56.00
17	Syndicate Bank	324	612.16	300	569.20	0	0.00	5	13.58
18	UCO Bank	141	403.23	123	358.08	72	230.22	2	3.00
19	Union Bank of India	0	0.00	0	0.00	0	0.00	0	0.00
20	Vijaya Bank	580	1732.83	565	1726.23	542	1632.11	23	59.22
	Total	80368	276235.35	75781	264186.59	36549	112952.04	3349	15609.69
	TELANGANA								
1	Allahabad Bank	923	3648.60	847	3340.40	799	3170.95	8	37.25
2	Andhra Bank	31879	103603.87	31710	103328.65	25662	83487.06	6048	19841.59
3	Bank of Baroda	451	1254.00	432	1201.00	211	784.00	34	136.00
4	Bank of India	465	1515.00	465	1515.00	139	589.00	0	0.00
5	Bank of Maharashtra	284	515.09	211	393.26	194	370.80	1	1.00
6	Canara Bank	5586	14558.00	5528	14482.00	1335	2971.00	0	0.00
7	Central Bank of India	7378	9128.20	3713	4121.77	3713	4121.77	0	0.00
8	Corporation Bank	3660	6826.92	3039	4945.63	1051	2688.07	0	0.00
9	Dena Bank	269	681.89	262	666.90	1	2.78	150	359.60
10	IDBI Bank Limited	4	11.50	3	6.50	0	0.00	0	0.00
11	Indian Bank	9283	24934.00	9097	24435.00	4235	9283.00	1360	5657.00
12	Indian Overseas Bank	3052	11293.27	3019	11185.85	2997	11113.95	22	71.90
13	Oriental Bank of Commerce	20	89.25	0	0.00	2	10.00	7	33.00
14	Punjab National Bank	1674	3914.82	1279	2860.88	723	969.92	1	2.00
15	State Bank of India	33800	125654.00	30398	118442.00	18590	69108.00	275	632.00
16	Syndicate Bank	883	1352.43	804	1193.35	0	0.00	0	0.00
17	UCO Bank	334	1328.18	310	1228.90	109	398.63	0	0.00
18	Vijaya Bank	951	4025.17	939	3995.07	876	3750.00	63	245.07
	Total	100896	314334.19	92056	297342.16	60637	192818.93	7969	27016.41
	Total Southern Region	739274	2085303.22	672887	1955822.76	409736	1174229.54	56217	151345.89

STATEMENT - IV - A (I) (contd.)

(Amt. ₹ lakh)

Sr. No.	Name of Bank	Total Loans disbursed during the year		Out of Total - Loan disbursed to Exclusive Women SHGs		Out of Total - Loan disbursed under NRLM/SGSY		Out of Total SHGs - Under NULM/SJSRY	
		No. of SHGs	Loans Disbursed	No. of SHGs	Loans Disbursed	No. of SHGs	Loans Disbursed	No. of SHGs	Loans Disbursed
WESTERN REGION									
DAMAN AND DIU									
1	Dena Bank	0	0.00	0	0.00	0	0.00	0	0.00
2	Oriental Bank of Commerce	0	0.00	0	0.00	0	0.00	0	0.00
3	State Bank of India	0	0.00	0	0.00	0	0.00	0	0.00
	Total	0	0.00	0	0.00	0	0.00	0	0.00
DADRA NAGAR HAVELI									
1	Canara Bank	0	0.00	0	0.00	0	0.00	0	0.00
2	Dena Bank	59	23.08	56	22.53	59	23.08	0	0.00
3	IDBI Bank Limited	0	0.00	0	0.00	0	0.00	0	0.00
4	State Bank of India	1	1.00	1	1.00	0	0.00	0	0.00
	Total	60	24.08	57	23.53	59	23.08	0	0.00
GOA									
1	Bank of Baroda	125	29.00	119	24.00	16	9.00	2	5.00
2	Bank of India	69	44.00	67	38.00	60	17.00	0	0.00
3	Bank of Maharashtra	5	7.31	5	7.31	2	2.23	0	0.00
4	Canara Bank	79	147.00	77	143.00	8	11.00	0	0.00
5	Central Bank of India	20	21.22	4	7.11	4	7.11	0	0.00
6	Corporation Bank	62	178.09	55	164.64	55	164.64	0	0.00
7	Dena Bank	9	25.55	9	25.55	6	17.97	0	0.00
8	IDBI Bank Limited	2	6.00	2	6.00	0	0.00	0	0.00
9	Indian Bank	1	2.00	1	2.00	1	2.00	0	0.00
10	Indian Overseas Bank	37	119.89	37	119.89	37	119.89	0	0.00
11	Oriental Bank of Commerce	0	0.00	0	0.00	0	0.00	0	0.00
12	Punjab National Bank	0	0.00	0	0.00	0	0.00	0	0.00
13	State Bank of India	59	239.00	59	239.00	32	131.00	0	0.00
14	Syndicate Bank	1	1.74	1	1.74	1	1.74	0	0.00
15	UCO Bank	3	9.75	2	7.75	0	0.00	3	9.75
16	Vijaya Bank	0	0.00	0	0.00	0	0.00	0	0.00
	Total	472	830.55	438	785.99	222	483.58	5	14.75
GUJARAT									
1	Allahabad Bank	16	9.00	16	9.00	8	1.50	7	7.00
2	Andhra Bank	4	5.00	4	5.00	4	5.00	0	0.00
3	Bank of Baroda	2415	314.00	2215	289.00	451	46.00	4	3.00
4	Bank of India	351	340.00	351	340.00	112	103.00	15	13.00
5	Bank of Maharashtra	76	39.89	69	38.98	0	0.00	0	0.00

STATEMENT - IV - A (I) (contd.)

(Amt. ₹ lakh)

Sr. No.	Name of Bank	Total Loans disbursed during the year		Out of Total - Loan disbursed to Exclusive Women SHGs		Out of Total - Loan disbursed under NRLM/SGSY		Out of Total SHGs - Under NULM/SJSRY	
		No. of SHGs	Loans Disbursed	No. of SHGs	Loans Disbursed	No. of SHGs	Loans Disbursed	No. of SHGs	Loans Disbursed
6	Canara Bank	8	2.00	8	2.00	0	0.00	0	0.00
7	Central Bank of India	932	345.46	314	81.57	314	81.57	0	0.00
8	Corporation Bank	60	23.09	46	19.68	44	19.12	0	0.00
9	Dena Bank	1661	952.49	1605	923.27	1476	868.94	69	28.65
10	IDBI Bank Limited	1	2.50	1	2.50	0	0.00	0	0.00
11	Indian Bank	171	274.00	168	269.00	12	15.00	0	0.00
12	Indian Overseas Bank	151	85.57	146	83.03	142	75.43	4	7.60
13	Oriental Bank of Commerce	0	0.00	0	0.00	0	0.00	0	0.00
14	Punjab and Sind Bank	0	0.00	0	0.00	0	0.00	0	0.00
15	Punjab National Bank	178	77.33	25	11.43	53	3.92	1	0.49
16	State Bank Of India	1422	976.00	1414	968.00	782	537.00	4	4.00
17	Syndicate Bank	40	24.65	40	24.65	0	0.00	19	11.50
18	UCO Bank	30	24.70	27	22.62	7	5.37	5	4.78
19	Union Bank of India	33	1282.00	28	23.00	28	1279.00	0	0.00
20	Vijaya Bank	10	9.05	8	5.75	8	5.75	2	3.30
	Total	7559	4786.73	6485	3118.48	3441	3046.60	130	83.32
	MAHARASHTRA								
1	Allahabad Bank	497	491.81	449	473.20	438	464.50	5	6.50
2	Andhra Bank	166	188.33	163	186.57	118	146.28	45	40.29
3	Bank of Baroda	3341	814.00	2987	785.00	875	254.00	19	16.00
4	Bank of India	3007	2770.00	2842	2654.00	2069	2259.00	156	94.00
5	Bank of Maharashtra	5318	5876.48	4311	4569.04	2709	2436.91	250	293.57
6	Canara Bank	388	519.00	378	505.00	103	101.00	24	35.00
7	Central Bank of India	4111	3077.79	694	508.01	694	508.01	0	0.00
8	Corporation Bank	104	122.22	92	105.92	60	65.08	0	0.00
9	Dena Bank	397	402.48	378	388.56	336	344.01	35	39.37
10	IDBI Bank Limited	3374	7013.40	3318	6896.49	433	725.49	10	16.52
11	Indian Bank	250	1128.00	245	1105.00	45	61.00	0	0.00
12	Indian Overseas Bank	220	619.00	220	619.00	214	607.75	6	11.25
13	Oriental Bank of Commerce	9	8.89	2	2.00	7	7.00	2	1.89
14	Punjab and Sind Bank	2	4.00	2	4.00	2	4.00	0	0.00
15	Punjab National Bank	375	219.87	125	95.27	287	160.96	3	2.03

STATEMENT - IV - A (I) (contd.)

(Amt. ₹ lakh)

Sr. No.	Name of Bank	Total Loans disbursed during the year		Out of Total - Loan disbursed to Exclusive Women SHGs		Out of Total - Loan disbursed under NRLM/SGSY		Out of Total SHGs - Under NULM/SJSRY	
		No. of SHGs	Loans Disbursed	No. of SHGs	Loans Disbursed	No. of SHGs	Loans Disbursed	No. of SHGs	Loans Disbursed
16	State Bank of India	4128	4898.00	3676	4388.00	2270	2694.00	62	70.00
17	Syndicate Bank	146	121.69	81	111.55	0	0.00	13	11.31
18	UCO Bank	175	215.99	118	144.51	68	117.87	105	97.09
19	Union Bank of India	633	758.00	591	726.00	446	488.00	162	250.00
20	Vijaya Bank	231	308.11	223	290.41	198	231.94	25	58.47
	Total	26872	29557.06	20895	24557.53	11372	11676.80	922	1043.29
	Total Western Region	34963	35198.42	27875	28485.53	15094	15230.06	1057	1141.36
	Grand Total	1133691	2505833.52	975545	2289971.26	633513	1427959.82	62952	157412.26
PUBLIC SECTOR BANKS - ALL INDIA POSITION									
1	Allahabad Bank	50600	77046.34	47707	73717.77	45857	70978.10	975	1634.82
2	Andhra Bank	123511	411137.05	122906	410153.98	98231	325467.73	24675	84686.25
3	Bank of Baroda	37041	24846.56	34446	24099.01	16506	11924.75	377	633.00
4	Bank of India	39731	59080.00	37885	55376.00	28529	31688.00	1684	1369.00
5	Bank of Maharashtra	6563	7749.94	5289	5768.04	3439	3634.49	298	332.81
6	Canara Bank	75714	199122.00	74311	196237.00	20812	48810.00	156	236.00
7	Central Bank of India	93593	85596.27	22993	18863.74	22993	18863.74	2	0.00
8	Corporation Bank	123918	247197.57	103389	215906.83	79004	167856.35	0	0.00
9	Dena Bank	4342	3544.50	4089	3350.07	3645	2544.92	388	533.91
10	IDBI Bank Limited	89486	203421.68	73103	169541.10	23595	59843.53	72	117.86
11	Indian Bank	97525	326016.00	95576	319497.00	40354	131718.00	5683	25281.00
12	Indian Overseas Bank	39967	115639.04	39520	114580.69	39107	113316.27	413	1264.42
13	Oriental Bank of Commerce	548	862.09	26	65.68	253	309.74	52	107.93
14	Punjab and Sind Bank	191	157.46	170	134.95	166	129.05	25	28.41
15	Punjab National Bank	62188	48845.19	37024	29053.24	38089	29700.27	500	707.71
16	State Bank of India	174595	443863.00	166613	430510.00	96025	244118.00	2263	3812.00
17	Syndicate Bank	6219	38312.84	5577	35266.08	318	350.32	394	201.97
18	UCO Bank	15879	41631.29	14366	21059.25	11203	34684.69	1261	1305.26
19	Union Bank of India	64244	98892.00	63436	96384.00	39515	62961.00	23303	34467.00
20	United Bank of India	9830	7979.21	9774	7936.21	8703	7049.21	253	195.00
21	Vijaya Bank	18006	64893.49	17345	62470.62	17169	62011.66	178	497.91
	Total	1133691	2505833.52	975545	2289971.26	633513	1427959.82	62952	157412.26

STATEMENT - IV - A (II)

Progress under Microfinance - Bank loans disbursed by Private Sector Commercial Banks to SHGs during the year 2017-18

(Amt. ₹ lakh)

Sr. No.	Name of Bank	Total Loans disbursed during the year		Out of Total - Loan disbursed to Exclusive Women SHGs		Out of Total - Loan disbursed under NRLM/SGSY		Out of Total SHGs - Under NULM/SJSRY	
		No. of SHGs	Loans Disbursed	No. of SHGs	Loans Disbursed	No. of SHGs	Loans Disbursed	No. of SHGs	Loans Disbursed
CHHATTISGARH									
1	Axis Bank Limited	0	0.00	0	0.00	0	0.00	0	0.00
2	DCB Bank Limited	2280	4722.47	2280	4722.47	0	0.00	0	0.00
3	HDFC Bank Ltd.	1	1.09	1	1.09	0	0.00	0	0.00
4	Karnataka Bank Ltd	0	0.00	0	0.00	0	0.00	0	0.00
5	Karur Vysya Bank Ltd	0	0.00	0	0.00	0	0.00	0	0.00
6	South Indian Bank Ltd	0	0.00	0	0.00	0	0.00	0	0.00
7	YES Bank Ltd.	0	0.00	0	0.00	0	0.00	0	0.00
	Total	2281	4723.56	2281	4723.56	0	0.00	0	0.00
MADHYA PRADESH									
1	Axis Bank Limited	0	0.00	0	0.00	0	0.00	0	0.00
2	Catholic Syrian Bank Ltd	0	0.00	0	0.00	0	0.00	0	0.00
3	DCB Bank Limited	0	0.00	0	0.00	0	0.00	0	0.00
4	HDFC Bank Ltd.	100	130.35	100	130.35	0	0.00	0	0.00
5	ICICI Bank Limited	2631	3344.24	2631	3344.24	0	0.00	0	0.00
6	South Indian Bank Ltd	0	0.00	0	0.00	0	0.00	0	0.00
7	YES Bank Ltd.	0	0.00	0	0.00	0	0.00	0	0.00
	Total	2731	3474.59	2731	3474.59	0	0.00	0	0.00
UTTARAKHAND									
1	HDFC Bank Ltd.	0	0.00	0	0.00	0	0.00	0	0.00
2	ICICI Bank Limited	0	0.00	0	0.00	0	0.00	0	0.00
3	Karnataka Bank Ltd	18	390.24	9	63.52	0	0.00	0	0.00
4	Nainital Bank Ltd	4	2.05	4	2.05	4	2.05	0	0.00
5	YES Bank Ltd.	0	0.00	0	0.00	0	0.00	0	0.00
	Total	22	392.29	13	65.57	4	2.05	0	0.00
UTTAR PRADESH									
1	HDFC Bank Ltd.	0	0.00	0	0.00	0	0.00	0	0.00
2	ICICI Bank Limited	0	0.00	0	0.00	0	0.00	0	0.00
3	Indusind Bank Ltd	0	0.00	0	0.00	0	0.00	0	0.00
4	Karnataka Bank Ltd	35	504.90	31	382.20	0	0.00	0	0.00
5	Kotak Mahindra Bank Ltd.	0	0.00	0	0.00	0	0.00	0	0.00
6	Nainital Bank Ltd	3	0.60	3	0.60	3	0.60	0	0.00
7	South Indian Bank Ltd	0	0.00	0	0.00	0	0.00	0	0.00
8	YES Bank Ltd.	0	0.00	0	0.00	0	0.00	0	0.00
	Total	38	505.50	34	382.80	3	0.60	0	0.00
	Total Central Region	5072	9095.94	5059	8646.52	7	2.65	0	0.00

STATEMENT - IV - A (II) (contd.)

(Amt. ₹ lakh)

Sr. No.	Name of Bank	Total Loans disbursed during the year		Out of Total - Loan disbursed to Exclusive Women SHGs		Out of Total - Loan disbursed under NRLM/SGSY		Out of Total SHGs - Under NULM/SJSRY	
		No. of SHGs	Loans Disbursed	No. of SHGs	Loans Disbursed	No. of SHGs	Loans Disbursed	No. of SHGs	Loans Disbursed
EASTERN REGION									
BIHAR									
1	HDFC Bank Ltd.	12	20.56	12	20.56	0	0.00	0	0.00
2	ICICI Bank Limited	0	0.00	0	0.00	0	0.00	0	0.00
3	YES Bank Ltd.	0	0.00	0	0.00	0	0.00	0	0.00
	Total	12	20.56	12	20.56	0	0.00	0	0.00
JHARKHAND									
1	HDFC Bank Ltd.	0	0.00	0	0.00	0	0.00	0	0.00
2	ICICI Bank Limited	0	0.00	0	0.00	0	0.00	0	0.00
3	Karnataka Bank Ltd	0	0.00	0	0.00	0	0.00	0	0.00
4	YES Bank Ltd.	0	0.00	0	0.00	0	0.00	0	0.00
	Total	0	0.00	0	0.00	0	0.00	0	0.00
ODISHA									
1	Axis Bank Limited	0	0.00	0	0.00	0	0.00	0	0.00
2	DCB Bank Limited	6788	13719.54	6788	13719.54	0	0.00	0	0.00
3	HDFC Bank Ltd.	762	1349.17	762	1349.17	0	0.00	0	0.00
4	ICICI Bank Limited	145	147.84	145	147.84	0	0.00	0	0.00
5	Karnataka Bank Ltd	0	0.00	0	0.00	0	0.00	0	0.00
6	Karur Vysya Bank Ltd	0	0.00	0	0.00	0	0.00	0	0.00
7	YES Bank Ltd.	0	0.00	0	0.00	0	0.00	0	0.00
	Total	7695	15216.55	7695	15216.55	0	0.00	0	0.00
WEST BENGAL									
1	HDFC Bank Ltd.	13	35.37	13	35.37	0	0.00	0	0.00
2	ICICI Bank Limited	0	0.00	0	0.00	0	0.00	0	0.00
3	IDFC Bank Limited	0	0.00	0	0.00	0	0.00	0	0.00
4	Karnataka Bank Ltd	0	0.00	0	0.00	0	0.00	0	0.00
5	YES Bank Ltd.	0	0.00	0	0.00	0	0.00	0	0.00
	Total	13	35.37	13	35.37	0	0.00	0	0.00
	Total Eastern Region	7720	15272.48	7720	15272.48	0	0.00	0	0.00
NORTH EASTERN REGION									
ASSAM									
1	HDFC Bank Ltd.	5	14.10	5	14.10	0	0.00	0	0.00
2	ICICI Bank Limited	0	0.00	0	0.00	0	0.00	0	0.00
3	Indusind Bank Ltd	0	0.00	0	0.00	0	0.00	0	0.00
	Total	5	14.10	5	14.10	0	0.00	0	0.00
MEGHALAYA									
1	HDFC Bank Ltd.	0	0.00	0	0.00	0	0.00	0	0.00
	Total	0	0.00	0	0.00	0	0.00	0	0.00

STATEMENT - IV - A (II) (contd.)

(Amt. ₹ lakh)

Sr. No.	Name of Bank	Total Loans disbursed during the year		Out of Total - Loan disbursed to Exclusive Women SHGs		Out of Total - Loan disbursed under NRLM/SGSY		Out of Total SHGs - Under NULM/SJSRY	
		No. of SHGs	Loans Disbursed	No. of SHGs	Loans Disbursed	No. of SHGs	Loans Disbursed	No. of SHGs	Loans Disbursed
NAGALAND									
1	ICICI Bank Limited	0	0.00	0	0.00	0	0.00	0	0.00
	Total	0	0.00	0	0.00	0	0.00	0	0.00
SIKKIM									
1	HDFC Bank Ltd.	0	0.00	0	0.00	0	0.00	0	0.00
	Total	0	0.00	0	0.00	0	0.00	0	0.00
TRIPURA									
1	HDFC Bank Ltd.	0	0.00	0	0.00	0	0.00	0	0.00
	Total	0	0.00	0	0.00	0	0.00	0	0.00
	Total North Eastern Region	5	14.10	5	14.10	0	0.00	0	0.00
NORTHERN REGION									
CHANDIGARH									
1	Catholic Syrian Bank Ltd	0	0.00	0	0.00	0	0.00	0	0.00
	Total	0	0.00	0	0.00	0	0.00	0	0.00
HARYANA									
1	Axis Bank Limited	0	0.00	0	0.00	0	0.00	0	0.00
2	HDFC Bank Ltd.	7	18.51	7	18.51	0	0.00	0	0.00
3	ICICI Bank Limited	0	0.00	0	0.00	0	0.00	0	0.00
4	Karnataka Bank Ltd	3	1.34	0	0.00	0	0.00	0	0.00
5	South Indian Bank Ltd	1	1.25	1	1.25	0	0.00	0	0.00
6	YES Bank Ltd.	0	0.00	0	0.00	0	0.00	0	0.00
	Total	11	21.10	8	19.76	0	0.00	0	0.00
HIMACHAL PRADESH									
1	ICICI Bank Limited	0	0.00	0	0.00	0	0.00	0	0.00
2	YES Bank Ltd.	0	0.00	0	0.00	0	0.00	0	0.00
	Total	0	0.00	0	0.00	0	0.00	0	0.00
JAMMU AND KASHMIR									
1	HDFC Bank Ltd.	0	0.00	0	0.00	0	0.00	0	0.00
2	ICICI Bank Limited	0	0.00	0	0.00	0	0.00	0	0.00
3	Jammu & Kashmir Bank Ltd	8138	8415.30	7192	7665.80	4506	4521.90	28	60.50
	Total	8138	8415.30	7192	7665.80	4506	4521.90	28	60.50
NEW DELHI									
1	Catholic Syrian Bank Ltd	0	0.00	0	0.00	0	0.00	0	0.00
2	HDFC Bank Ltd.	0	0.00	0	0.00	0	0.00	0	0.00
3	ICICI Bank Limited	0	0.00	0	0.00	0	0.00	0	0.00
4	Karnataka Bank Ltd	1	50.00	0	0.00	0	0.00	0	0.00

STATEMENT - IV - A (II) (contd.)

(Amt. ₹ lakh)

Sr. No.	Name of Bank	Total Loans disbursed during the year		Out of Total - Loan disbursed to Exclusive Women SHGs		Out of Total - Loan disbursed under NRLM/SGSY		Out of Total SHGs - Under NULM/SJSRY	
		No. of SHGs	Loans Disbursed	No. of SHGs	Loans Disbursed	No. of SHGs	Loans Disbursed	No. of SHGs	Loans Disbursed
6	South Indian Bank Ltd	0	0.00	0	0.00	0	0.00	0	0.00
	Total	1	50.00	0	0.00	0	0.00	0	0.00
PUNJAB									
1	HDFC Bank Ltd.	0	0.00	0	0.00	0	0.00	0	0.00
2	ICICI Bank Limited	0	0.00	0	0.00	0	0.00	0	0.00
3	Karnataka Bank Ltd	1	1.48	0	0.00	0	0.00	0	0.00
4	YES Bank Ltd.	0	0.00	0	0.00	0	0.00	0	0.00
	Total	1	1.48	0	0.00	0	0.00	0	0.00
RAJASTHAN									
1	Catholic Syrian Bank Ltd	0	0.00	0	0.00	0	0.00	0	0.00
2	City Union Bank Limited	0	0.00	0	0.00	0	0.00	0	0.00
3	HDFC Bank Ltd.	7	15.57	7	15.57	0	0.00	0	0.00
4	ICICI Bank Limited	9475	17403.64	9475	17403.64	0	0.00	0	0.00
5	Karnataka Bank Ltd	3	64.65	0	0.00	0	0.00	0	0.00
6	YES Bank Ltd.	0	0.00	0	0.00	0	0.00	0	0.00
	Total	9485	17483.86	9482	17419.21	0	0.00	0	0.00
	Total Northern Region	17636	25971.74	16682	25104.77	4506	4521.90	28	60.50
SOUTHERN REGION									
ANDHRA PRADESH									
1	Catholic Syrian Bank Ltd	0	0.00	0	0.00	0	0.00	0	0.00
2	City Union Bank Limited	394	1162.10	127	414.10	0	0.00	0	0.00
3	HDFC Bank Ltd.	12	43.65	12	43.65	0	0.00	0	0.00
4	ICICI Bank Limited	0	0.00	0	0.00	0	0.00	0	0.00
5	Karnataka Bank Ltd	121	394.11	117	378.80	0	0.00	0	0.00
6	Karur Vysya Bank Ltd	0	0.00	0	0.00	0	0.00	0	0.00
7	Kotak Mahindra Bank Ltd.	0	0.00	0	0.00	0	0.00	0	0.00
8	South Indian Bank Ltd	1	3.00	1	3.00	0	0.00	0	0.00
9	Tamilnad Mercantile Bank Ltd	0	0.00	0	0.00	0	0.00	0	0.00
	Total	528	1602.86	257	839.55	0	0.00	0	0.00
KARNATAKA									
1	Catholic Syrian Bank Ltd	0	0.00	0	0.00	0	0.00	0	0.00
2	City Union Bank Limited	0	0.00	0	0.00	0	0.00	0	0.00

STATEMENT - IV - A (II) (contd.)

(Amt. ₹ lakh)

Sr. No.	Name of Bank	Total Loans disbursed during the year		Out of Total - Loan disbursed to Exclusive Women SHGs		Out of Total - Loan disbursed under NRLM/SGSY		Out of Total SHGs - Under NULM/SJSRY	
		No. of SHGs	Loans Disbursed	No. of SHGs	Loans Disbursed	No. of SHGs	Loans Disbursed	No. of SHGs	Loans Disbursed
3	DCB Bank Limited	2630	6324.76	2630	6324.76	0	0.00	0	0.00
4	HDFC Bank Ltd.	8431	28093.17	8431	28093.17	0	0.00	0	0.00
5	ICICI Bank Limited	4887	14595.48	4887	14595.48	0	0.00	0	0.00
6	Karnataka Bank Ltd	278	1046.46	249	918.96	2	4.60	6	10.14
7	Karur Vysya Bank Ltd	1	2.00	1	2.00	1	2.00	0	0.00
8	Kotak Mahindra Bank Ltd.	0	0.00	0	0.00	0	0.00	0	0.00
9	Ratnakar Bank Ltd	0	0.00	0	0.00	0	0.00	0	0.00
10	South Indian Bank Ltd	0	0.00	0	0.00	0	0.00	0	0.00
11	Tamilnad Mercantile Bank Ltd	0	0.00	0	0.00	0	0.00	0	0.00
12	YES Bank Ltd.	0	0.00	0	0.00	0	0.00	0	0.00
	Total	16227	50061.87	16198	49934.37	3	6.60	6	10.14
KERALA									
1	Catholic Syrian Bank Ltd	1	8.50	1	8.50	0	0.00	0	0.00
2	City Union Bank Limited	0	0.00	0	0.00	0	0.00	0	0.00
3	HDFC Bank Ltd.	10928	35017.03	10928	35017.03	0	0.00	0	0.00
4	ICICI Bank Limited	3722	10694.12	3722	10694.12	0	0.00	0	0.00
5	Karnataka Bank Ltd	0	0.00	0	0.00	0	0.00	0	0.00
6	Karur Vysya Bank Ltd	0	0.00	0	0.00	0	0.00	0	0.00
7	South Indian Bank Ltd	119	110.86	108	82.55	0	0.00	0	0.00
8	Tamilnad Mercantile Bank Ltd	6	18.00	6	18.00	0	0.00	0	0.00
9	The Dhanalakshmi Bank Ltd	2371	14773.00	2230	14378.00	134	345.20	0	0.00
10	YES Bank Ltd.	0	0.00	0	0.00	0	0.00	0	0.00
	Total	17147	60621.51	16995	60198.20	134	345.20	0	0.00
PUDUCHERRY									
1	Catholic Syrian Bank Ltd	0	0.00	0	0.00	0	0.00	0	0.00
2	City Union Bank Limited	0	0.00	0	0.00	0	0.00	0	0.00
3	HDFC Bank Ltd.	138	543.17	138	543.17	0	0.00	0	0.00
4	Karur Vysya Bank Ltd	0	0.00	0	0.00	0	0.00	0	0.00
5	South Indian Bank Ltd	0	0.00	0	0.00	0	0.00	0	0.00

STATEMENT - IV - A (II) (contd.)

(Amt. ₹ lakh)

Sr. No.	Name of Bank	Total Loans disbursed during the year		Out of Total - Loan disbursed to Exclusive Women SHGs		Out of Total - Loan disbursed under NRLM/SGSY		Out of Total SHGs - Under NULM/SJSRY	
		No. of SHGs	Loans Disbursed	No. of SHGs	Loans Disbursed	No. of SHGs	Loans Disbursed	No. of SHGs	Loans Disbursed
6	Tamilnad Mercantile Bank Ltd	0	0.00	0	0.00	0	0.00	0	0.00
	Total	138	543.17	138	543.17	0	0.00	0	0.00
TAMIL NADU									
1	Catholic Syrian Bank Ltd	0	0.00	0	0.00	0	0.00	0	0.00
2	City Union Bank Limited	69	150.72	51	106.46	2	5.00	3	4.00
3	DCB Bank Limited	0	0.00	0	0.00	0	0.00	0	0.00
4	HDFC Bank Ltd.	11388	40158.86	11388	40158.86	0	0.00	0	0.00
5	ICICI Bank Limited	26522	91857.51	26522	91857.51	0	0.00	0	0.00
6	Karnataka Bank Ltd	0	0.00	0	0.00	0	0.00	0	0.00
7	Karur Vysya Bank Ltd	67	143.10	16	34.80	21	46.00	0	0.00
8	Kotak Mahindra Bank Ltd.	0	0.00	0	0.00	0	0.00	0	0.00
9	South Indian Bank Ltd	8	13.67	7	13.64	0	0.00	0	0.00
10	Tamilnad Mercantile Bank Ltd	65	193.78	57	162.02	0	0.00	1	2.20
11	YES Bank Ltd.	98	292.98	98	292.98	0	0.00	0	0.00
	Total	38217	132810.62	38139	132626.27	23	51.00	4	6.20
TELANGANA									
1	Catholic Syrian Bank Ltd	0	0.00	0	0.00	0	0.00	0	0.00
2	HDFC Bank Ltd.	461	1594.55	461	1594.55	0	0.00	0	0.00
3	ICICI Bank Limited	0	0.00	0	0.00	0	0.00	0	0.00
4	Karur Vysya Bank Ltd	1	2.00	0	0.00	0	0.00	0	0.00
5	Kotak Mahindra Bank Ltd.	0	0.00	0	0.00	0	0.00	0	0.00
6	South Indian Bank Ltd	0	0.00	0	0.00	0	0.00	0	0.00
	Total	462	1596.55	461	1594.55	0	0.00	0	0.00
	Total Southern Region	72719	247236.58	72188	245736.11	160	402.80	10	16.34
WESTERN REGION									
D AND N HAVELI UT									
1	Catholic Syrian Bank Ltd	0	0.00	0	0.00	0	0.00	0	0.00
	Total	0	0.00	0	0.00	0	0.00	0	0.00
GOA									
1	HDFC Bank Ltd.	113	457.06	113	457.06	0	0.00	0	0.00
	Total	113	457.06	113	457.06	0	0.00	0	0.00

STATEMENT - IV - A (II) (contd.)

(Amt. ₹ lakh)

Sr. No.	Name of Bank	Total Loans disbursed during the year		Out of Total - Loan disbursed to Exclusive Women SHGs		Out of Total - Loan disbursed under NRLM/SGSY		Out of Total SHGs - Under NULM/SJSRY	
		No. of SHGs	Loans Disbursed	No. of SHGs	Loans Disbursed	No. of SHGs	Loans Disbursed	No. of SHGs	Loans Disbursed
GUJARAT									
1	Catholic Syrian Bank Ltd	0	0.00	0	0.00	0	0.00	0	0.00
2	City Union Bank Limited	0	0.00	0	0.00	0	0.00	0	0.00
3	DCB Bank Limited	0	0.00	0	0.00	0	0.00	0	0.00
4	HDFC Bank Ltd.	365	846.40	365	846.40	0	0.00	0	0.00
5	ICICI Bank Limited	2340	3093.55	2340	3093.55	0	0.00	0	0.00
	Total	2705	3939.95	2705	3939.95	0	0.00	0	0.00
MAHARASHTRA									
1	Catholic Syrian Bank Ltd	0	0.00	0	0.00	0	0.00	0	0.00
2	City Union Bank Limited	0	0.00	0	0.00	0	0.00	0	0.00
3	HDFC Bank Ltd.	4835	14098.84	4835	14098.84	0	0.00	0	0.00
4	ICICI Bank Limited	28386	48838.16	28386	48838.16	0	0.00	0	0.00
5	Karnataka Bank Ltd	1	1.00	1	1.00	1	1.00	0	0.00
6	Ratnakar Bank Ltd	3	3.00	3	3.00	2	2.00	1	1.00
7	South Indian Bank Ltd	0	0.00	0	0.00	0	0.00	0	0.00
8	Tamilnad Mercantile Bank Ltd	0	0.00	0	0.00	0	0.00	0	0.00
9	YES Bank Ltd.	0	0.00	0	0.00	0	0.00	0	0.00
	Total	33225	62941.00	33225	62941.00	3	3.00	1	1.00
	Total Western Region	36043	67338.01	36043	67338.01	3	3.00	1	1.00
	Grand Total	139195	364928.85	137697	362111.99	4676	4930.35	39	77.84

STATEMENT - IV - A (II) (contd.)

(Amt. ₹ lakh)

Sr. No.	Name of Bank	Total Loans disbursed during the year		Out of Total - Loan disbursed to Exclusive Women SHGs		Out of Total - Loan disbursed under NRLM/SGSY		Out of Total SHGs - Under NULM/SJSRY	
		No. of SHGs	Loans Disbursed	No. of SHGs	Loans Disbursed	No. of SHGs	Loans Disbursed	No. of SHGs	Loans Disbursed
PRIVATE SECTOR BANKS - ALL INDIA POSITION									
1	Axis Bank Limited	0	0.00	0	0.00	0	0.00	0	0.00
2	Catholic Syrian Bank Ltd	1	8.50	1	8.50	0	0.00	0	0.00
3	City Union Bank Limited	463	1312.82	178	520.56	2	5.00	3	4.00
4	DCB Bank Limited	11698	24766.77	11698	24766.77	0	0.00	0	0.00
5	HDFC Bank Ltd.	37578	122437.45	37578	122437.45	0	0.00	0	0.00
6	ICICI Bank Limited	78108	189974.54	78108	189974.54	0	0.00	0	0.00
7	Jammu & Kashmir Bank Ltd	8138	8415.30	7192	7665.80	4506	4521.90	28	60.50
8	Karnataka Bank Ltd	461	2454.18	407	1744.48	3	5.60	6	10.14
9	Karur Vysya Bank Ltd	69	147.10	17	36.80	22	48.00	0	0.00
10	Kotak Mahindra Bank Ltd.	0	0.00	0	0.00	0	0.00	0	0.00
11	Nainital Bank Ltd	7	2.65	7	2.65	7	2.65	0	0.00
12	Ratnakar Bank Ltd	3	3.00	3	3.00	2	2.00	1	1.00
13	South Indian Bank Ltd	129	128.78	117	100.44	0	0.00	0	0.00
14	Tamilnad Mercantile Bank Ltd	71	211.78	63	180.02	0	0.00	1	2.20
15	The Dhanalakshmi Bank Ltd	2371	14773.00	2230	14378.00	134	345.20	0	0.00
16	YES Bank Ltd.	98	292.98	98	292.98	0	0.00	0	0.00
	Total All Private Sec. Comm. Banks	139195	364928.85	137697	362111.99	4676	4930.35	39	77.84
	Total Public Sec. Com.banks -IV A(I)	1133691	2505833.52	975545	2289971.26	633513	1427959.82	62952	157412.26
	Grant Total - Commercial Banks	1272886	2870762.37	1113242	2652083.25	638189	1432890.17	62991	157490.10

STATEMENT - IV - B

Progress under Microfinance - Bank loans disbursed by Regional Rural Banks to SHGs during the year 2017-18

(Amt. ₹ lakh)

Sr. No.	Name of Bank	Total Loans disbursed during the year		Out of Total - Loan disbursed to Exclusive Women SHGs		Out of Total - Loan disbursed under NRLM/SGSY		Out of Total SHGs - Under NULM/SJSRY	
		No. of SHGs	Loans Disbursed	No. of SHGs	Loans Disbursed	No. of SHGs	Loans Disbursed	No. of SHGs	Loans Disbursed
CENTRAL REGION									
CHHATTISGARH									
1	Chhattisgarh Rajya Gramin Bank	4964	6124.87	4775	5925.33	4964	6124.87	0	0.00
	Total	4964	6124.87	4775	5925.33	4964	6124.87	0	0.00
MADHYA PRADESH									
1	Central Madhya Pradesh Gramin Bank	1768	967.43	1520	892.24	1520	892.24	0	0.00
2	Madhyanchal Gramin Bank	4509	1369.00	4148	1195.00	4509	1369.00	0	0.00
3	Narmada Jhabua Gramin Bank	2556	3281.41	2434	3159.05	2450	3184.65	106	96.76
	Total	8833	5617.84	8102	5246.29	8479	5445.89	106	96.76
UTTARAKHAND									
1	Uttarakhand Gramin Bank	2440	963.82	1159	618.08	702	405.25	680	85.60
	Total	2440	963.82	1159	618.08	702	405.25	680	85.60
UTTAR PRADESH									
1	Allahabad UP Gramin Bank	1652	1042.71	1652	1042.71	1030	688.96	0	0.00
2	Baroda Uttar Pradesh Gramin Bank	1248	1206.37	1246	1205.04	1177	1140.51	0	0.00
3	Gramin Bank of Aryavart	1092	454.35	713	373.36	713	373.36	0	0.00
4	Kashi Gombi Samyut Gramin Bank	288	142.75	113	57.11	213	105.74	0	0.00
5	Prathama Bank	575	477.34	442	360.32	243	184.78	0	0.00
6	Purvanchal Bank	955	653.00	955	653.00	955	653.00	0	0.00
7	Sarva U.P. Gramin Bank	322	200.99	294	186.99	276	177.99	3	1.50
	Total	6132	4177.51	5415	3878.53	4607	3324.34	3	1.50
	Total Central Region	22369	16884.04	19451	15668.23	18752	15300.35	789	183.86
EASTERN REGION									
BIHAR									
1	Bihar Gramin Bank	20237	14271.24	20237	14271.24	20237	14271.24	0	0.00
2	Madhya Bihar Gramin Bank	29895	31820.00	29895	31820.00	29895	31820.00	0	0.00
3	Uttar Bihar Gramin Bank	67615	92949.00	67615	92949.00	67615	92949.00	0	0.00
	Total	117747	139040.24	117747	139040.24	117747	139040.24	0	0.00
JHARKHAND									
1	Jharkhand Gramin Bank	6059	6059.00	6049	6049.00	6049	6049.00	5	5.00
2	Vananchal Gramin Bank	4528	10747.00	4301	10209.00	3967	10226.00	0	0.00
	Total	10587	16806.00	10350	16258.00	10016	16275.00	5	5.00

STATEMENT - IV - B (contd.)

(Amt. ₹ lakh)

Sr. No.	Name of Bank	Total Loans disbursed during the year		Out of Total - Loan disbursed to Exclusive Women SHGs		Out of Total - Loan disbursed under NRLM/SGSY		Out of Total SHGs - Under NULM/SJSRY	
		No. of SHGs	Loans Disbursed	No. of SHGs	Loans Disbursed	No. of SHGs	Loans Disbursed	No. of SHGs	Loans Disbursed
ODISHA									
1	Odisha Gramya Bank	57995	57995.00	57995	57995.00	57898	57898.00	97	97.00
2	Utkal Grameen Bank	5141	6416.00	5141	6416.00	5141	6416.00	0	0.00
	Total	63136	64411.00	63136	64411.00	63039	64314.00	97	97.00
WEST BENGAL									
1	Bangiya Gramin Vikash Bank	96422	145633.00	92472	139667.35	92415	139581.22	4007	6051.78
2	Paschim Banga Gramin Bank	35397	91220.34	34158	87115.43	35220	90749.04	0	0.00
3	Uttar Banga Kshetriya Gramin Bank	23819	33027.15	23819	33027.15	13250	18205.34	10569	14821.81
	Total	155638	269880.49	150449	259809.93	140885	248535.60	14576	20873.59
	Total Eastern Region	347108	490137.73	341682	479519.17	331687	468164.84	14678	20975.59
NORTH EASTERN REGION									
ARUNACHAL PRADESH									
1	Arunachal Pradesh Rural Bank	73	99.76	73	0.00	73	99.76	0	0.00
	Total	73	99.76	73	0.00	73	99.76	0	0.00
ASSAM									
1	Assam Gramin Vikash Bank	19776	18476.41	17925	17433.22	7427	14395.00	0	0.00
2	Langpi Dehangi Rural Bank	1399	923.73	1264	810.55	150	112.65	0	0.00
	Total	21175	19400.14	19189	18243.77	7577	14507.65	0	0.00
MANIPUR									
1	Manipur Rural Bank	267	269.63	267	269.63	34	36.87	23	17.86
	Total	267	269.63	267	269.63	34	36.87	23	17.86
MEGHALAYA									
1	Meghalaya Rural Bank	329	242.77	262	170.47	240	166.77	0	0.00
	Total	329	242.77	262	170.47	240	166.77	0	0.00
MIZORAM									
1	Mizoram Rural Bank	588	995.48	392	560.89	263	283.44	35	71.95
	Total	588	995.48	392	560.89	263	283.44	35	71.95
NAGALAND									
1	Nagaland Rural Bank	20	57.60	20	57.60	0	0.00	0	0.00
	Total	20	57.60	20	57.60	0	0.00	0	0.00
TRIPURA									
1	Tripura Gramin Bank	278	302.65	126	113.27	91	51.42	0	0.00
	Total	278	302.65	126	113.27	91	51.42	0	0.00
	Total North Eastern Region	22730	21368.03	20329	19415.63	8278	15145.91	58	89.81
NORTHERN REGION									
HARYANA									
1	Sarva Haryana Gramin Bank	1694	1688.56	1654	1651.90	1344	1320.57	10	5.87
	Total	1694	1688.56	1654	1651.90	1344	1320.57	10	5.87

STATEMENT - IV - B (contd.)

(Amt. ₹ lakh)

Sr. No.	Name of Bank	Total Loans disbursed during the year		Out of Total - Loan disbursed to Exclusive Women SHGs		Out of Total - Loan disbursed under NRLM/SGSY		Out of Total SHGs - Under NULM/SJSRY	
		No. of SHGs	Loans Disbursed	No. of SHGs	Loans Disbursed	No. of SHGs	Loans Disbursed	No. of SHGs	Loans Disbursed
HIMACHAL PRADESH									
1	Himachal Pradesh Gramin Bank	385	497.00	385	497.00	385	497.00	0	0.00
	Total	385	497.00	385	497.00	385	497.00	0	0.00
JAMMU AND KASHMIR									
1	Ellaquai Dehati Bank	116	236.21	73	123.20	116	236.21	0	0.00
2	J & K Grameen Bank	792	959.00	792	959.00	673	868.00	0	0.00
	Total	908	1195.21	865	1082.20	789	1104.21	0	0.00
PUNJAB									
1	Malwa Gramin Bank	153	352.68	153	176.34	63	58.80	0	0.00
2	Punjab Gramin Bank	715	256.52	664	230.59	395	133.74	0	0.00
3	Sutlej Gramin Bank	1	1.60	1	1.60	0	0.00	0	0.00
	Total	869	610.80	818	408.53	458	192.54	0	0.00
RAJASTHAN									
1	Baroda Rajasthan Kshetriya Gramin Bank	8614	7350.79	6633	5366.08	3332	2714.11	173	207.48
2	Rajasthan Marudhara Gramin Bank	1176	888.22	1149	872.32	510	432.24	42	24.10
	Total	9790	8239.01	7782	6238.40	3842	3146.35	215	231.58
	Total Northern Region	13646	12230.58	11504	9878.03	6818	6260.67	225	237.45
SOUTHERN REGION									
ANDHRA PRADESH									
1	Andhra Pragathi Grameena Bank	35912	134230.19	35912	134230.19	0	0.00	0	0.00
2	Chaitanya Godavari Grameena Bank	8764	30963.81	8764	30963.81	7426	24909.81	0	0.00
3	Saptagiri Grameena Bank	28163	102282.42	27987	101707.17	1276	2615.25	347	461.75
	Total	72839	267476.42	72663	266901.17	8702	27525.06	347	461.75
KARNATAKA									
1	Karnataka Vikas Grameena Bank	3932	8959.59	3824	8673.46	2834	6201.32	847	2255.31
2	Kaveri Grameena Bank	4597	14831.13	4039	12658.89	3310	10827.52	124	321.84
3	Pragathi Krishna Gramin Bank	73032	86910.00	71749	85077.00	67246	80417.00	1453	1158.00
	Total	81561	110700.72	79612	106409.35	73390	97445.84	2424	3735.15
KERALA									
1	Kerala Gramin Bank	8872	29430.00	7985	26490.00	4753	15257.00	0	0.00
	Total	8872	29430.00	7985	26490.00	4753	15257.00	0	0.00
PUDUCHERRY									
1	Puduvai Bharathiyar Grama Bank	722	2304.50	708	2222.86	86	387.00	0	0.00
	Total	722	2304.50	708	2222.86	86	387.00	0	0.00

STATEMENT - IV - B (contd.)

(Amt. ₹ lakh)

Sr. No.	Name of Bank	Total Loans disbursed during the year		Out of Total - Loan disbursed to Exclusive Women SHGs		Out of Total - Loan disbursed under NRLM/SGSY		Out of Total SHGs - Under NULM/SJSRY	
		No. of SHGs	Loans Disbursed	No. of SHGs	Loans Disbursed	No. of SHGs	Loans Disbursed	No. of SHGs	Loans Disbursed
TAMIL NADU									
1	Pallavan Grama Bank	14083	50325.81	13757	49292.76	3146	11071.68	59	211.05
2	Pandyan Grama Bank	1783	3810.33	1693	3618.47	172	215.65	47	381.36
	Total	15866	54136.14	15450	52911.23	3318	11287.33	106	592.41
TELANGANA									
1	Andhra Pradesh Grameena Vikas Bank	147737	364062.33	147737	364062.33	88941	218162.55	18256	44399.19
2	Telangana Grameena Bank	33119	118115.94	33119	118115.94	17866	64473.93	85	179.25
	Total	180856	482178.27	180856	482178.27	106807	282636.48	18341	44578.44
	Total Southern Region	360716	946226.05	357274	937112.88	197056	434538.71	21218	49367.75
WESTERN REGION									
GUJARAT									
1	Baroda Gujarat Gramin Bank	1166	1170.68	1166	1170.68	0	0.00	125	124.45
2	Dena Gujarat Gramin Bank	3047	3177.64	3047	3177.64	1178	1276.57	0	0.00
3	Saurashtra Gramin Bank	580	613.51	574	600.65	556	583.24	0	0.00
	Total	4793	4961.83	4787	4948.97	1734	1859.81	125	124.45
MAHARASHTRA									
1	Maharashtra Gramin Bank	10033	18905.16	10033	18905.16	8692	16048.84	0	0.00
2	Vidharbha Konkan Gramin Bank	1168	1220.13	809	831.54	809	831.54	0	0.00
	Total	11201	20125.29	10842	19736.70	9501	16880.38	0	0.00
	Total Western Region	15994	25087.12	15629	24685.67	11235	18740.19	125	124.45
	Grand Total	782563	1511933.55	765869	1486279.61	573826	958150.67	37093	70978.91

STATEMENT - IV - C

Progress under Microfinance - Bank loans disbursed by Co-operative Banks to SHGs during the year 2017-18

(Amt. ₹ lakh)

Sr. No.	Name of Bank	Total Loans disbursed during the year		Out of Total - Loan disbursed to Exclusive Women SHGs		Out of Total - Loan disbursed under NRLM/SGSY		Out of Total SHGs - Under NULM/SJSRY	
		No. of SHGs	Loans Disbursed	No. of SHGs	Loans Disbursed	No. of SHGs	Loans Disbursed	No. of SHGs	Loans Disbursed
CENTRAL REGION									
CHHATTISGARH									
1	District Central Co-Operative Bank Ltd., Bilaspur	0	0.00	0	0.00	0	0.00	0	0.00
2	District Central Co-Operative Bank Ltd., Durg	178	86.63	173	84.03	178	86.63	0	0.00
3	Jila Sahakari Kendriya Bank Maryadit, Ambikapur	4	6.50	4	6.50	4	6.50	0	0.00
4	Jila Sahakari Kendriya Bank Maryadit, Jagdalpur	215	718.15	215	718.15	157	186.45	0	0.00
5	Jila Sahakari Kendriya Bank Maryadit, Raipur	35	35.00	35	35.00	0	0.00	0	0.00
6	Rajnandgaon Kendriya Sahakari Bank Maryadit, Rajnandgaon	856	645.65	856	645.65	856	645.65	0	0.00
	Total	1288	1491.93	1283	1489.33	1195	925.23	0	0.00
MADHYA PRADESH									
1	Indore Premier Co-Operative Bank Limited, Indore	0	0.00	0	0.00	0	0.00	0	0.00
2	Jila Sahakari Kendriya Bank Maryadit, Betul	38	31.00	38	31.00	38	31.00	0	0.00
3	Jila Sahakari Kendriya Bank Maryadit, Chhindwara	72	9.62	72	9.62	0	0.00	0	0.00
4	Jila Sahakari Kendriya Bank Maryadit, Khandwa	11	7.75	11	7.75	0	0.00	0	0.00
5	Jila Sahakari Kendriya Bank Maryadit, Khargone	20	6.50	20	6.50	0	0.00	0	0.00
6	Jila Sahakari Kendriya Bank Maryadit, Shajapur	0	0.00	0	0.00	0	0.00	0	0.00
7	Jila Sahakari Kendriya Bank Maryadit, Vidisha	0	0.00	0	0.00	0	0.00	0	0.00
	Total	141	54.87	141	54.87	38	31.00	0	0.00
UTTARAKHAND									
1	Almora Zilla Sahakari Bank Ltd.	52	20.90	52	20.90	52	20.90	0	0.00
2	Chamoli Zilla Sahakari Bank Ltd., Chamoli	23	26.00	23	26.00	23	26.00	0	0.00

STATEMENT - IV - C (contd.)

(Amt. ₹ lakh)

Sr. No.	Name of Bank	Total Loans disbursed during the year		Out of Total - Loan disbursed to Exclusive Women SHGs		Out of Total - Loan disbursed under NRLM/SGSY		Out of Total SHGs - Under NULM/SJSRY	
		No. of SHGs	Loans Disbursed	No. of SHGs	Loans Disbursed	No. of SHGs	Loans Disbursed	No. of SHGs	Loans Disbursed
3	District Cooperative Bank Ltd., Dehradun	11	22.10	4	9.00	11	22.10	0	0.00
4	Nainital District Co-Operative Bank Ltd., Haldwani	370	370.00	252	252.00	370	370.00	0	0.00
5	Pithoragarh Zila Sahakari Bank Ltd., Pithoragarh	0	0.00	0	0.00	0	0.00	0	0.00
6	Tehri Garhwal Zila Sahkari Bank Ltd., Tehri	7	5.56	5	3.67	7	5.56	0	0.00
7	The Uttarkashi Zila Sahkari Bank Ltd., Uttarkashi	36	34.65	30	27.70	5	1.25	0	0.00
8	Udhamsinghnagar District Cooperative Bank Ltd., Rudrapur	0	0.00	0	0.00	0	0.00	0	0.00
9	Zila Sahkari Bank Ltd., Garhwal (Kotdwar)	81	3.16	81	3.16	81	3.16	0	0.00
10	Zila Sahkari Bank Ltd., Haridwar	0	0.00	0	0.00	0	0.00	0	0.00
	Total	580	482.37	447	342.43	549	448.97	0	0.00
UTTAR PRADESH									
1	Agra District Central Co-Operative Bank Ltd.	0	0.00	0	0.00	0	0.00	0	0.00
2	Aligarh Jila Sahkari Bank Ltd.	0	0.00	0	0.00	0	0.00	0	0.00
3	Allahabad District Co-Operative Bank Ltd.	14	0.00	0	0.00	0	0.00	0	0.00
4	Banda District Co-Operative Bank Ltd.	0	0.00	0	0.00	0	0.00	0	0.00
5	Bijnor Jilla Sahkari Bank Ltd.	0	0.00	0	0.00	0	0.00	0	0.00
6	Budaun Jilla Sahkari Bank Ltd.	24	12.00	24	12.00	24	12.00	0	0.00
7	District Co-Operative Bank Ltd., Saharanpur	8	0.32	8	0.32	0	0.00	0	0.00
8	Etah District Co-Operative Bank Ltd.	3	1.30	3	1.30	3	1.30	0	0.00
9	Etawah Jilla Sahkari Bank Ltd.	0	0.00	0	0.00	0	0.00	0	0.00
10	Fatehpur District Co-Operative Bank Ltd.	0	0.00	0	0.00	0	0.00	0	0.00
11	Firozabad Jilla Sahkari Bank Ltd.	0	0.00	0	0.00	0	0.00	0	0.00
12	Ghaziabad Jilla Sahkari Bank Ltd.	29	8.89	26	8.75	0	0.00	0	0.00
13	Gorakhpur Jilla Sahkari Bank Ltd.	0	0.00	0	0.00	0	0.00	0	0.00

STATEMENT - IV - C (contd.)

(Amt. ₹ lakh)

Sr. No.	Name of Bank	Total Loans disbursed during the year		Out of Total - Loan disbursed to Exclusive Women SHGs		Out of Total - Loan disbursed under NRLM/SGSY		Out of Total SHGs - Under NULM/SJSRY	
		No. of SHGs	Loans Disbursed	No. of SHGs	Loans Disbursed	No. of SHGs	Loans Disbursed	No. of SHGs	Loans Disbursed
14	Hamirpur District Co-Operative Bank Ltd.	0	0.00	0	0.00	0	0.00	0	0.00
15	Jalaun District Co-Operative Bank Ltd.	0	0.00	0	0.00	0	0.00	0	0.00
16	Jila Sahakari Bank Ltd., Mau	0	0.00	0	0.00	0	0.00	0	0.00
17	Jilla Sahakari Bank Ltd., Azamgarh	0	0.00	0	0.00	0	0.00	0	0.00
18	Jilla Sahakari Bank Ltd., Ghazipur	0	0.00	0	0.00	0	0.00	0	0.00
19	Jilla Sahkari Bank Ltd., Ballia	0	0.00	0	0.00	0	0.00	0	0.00
20	Jilla Sahkari Bank Ltd., Barabanki	5	0.24	5	0.24	0	0.00	0	0.00
21	Jilla Sahkari Bank Ltd., Bareilly	0	0.00	0	0.00	0	0.00	0	0.00
22	Jilla Sahkari Bank Ltd., Bulandsahar	136	28.02	103	19.61	136	28.02	0	0.00
23	Jilla Sahkari Bank Ltd., Jaunpur	0	0.00	0	0.00	0	0.00	0	0.00
24	Jilla Sahkari Bank Ltd., Jhansi	2	0.93	2	0.93	2	0.93	0	0.00
25	Jilla Sahkari Bank Ltd., Kanpur	0	0.00	0	0.00	0	0.00	0	0.00
26	Jilla Sahkari Bank Ltd., Lakhimpur-Khiri	0	0.00	0	0.00	0	0.00	0	0.00
27	Jilla Sahkari Bank Ltd., Lalitpur	0	0.00	0	0.00	0	0.00	0	0.00
28	Jilla Sahkari Bank Ltd., Lucknow.	0	0.00	0	0.00	0	0.00	0	0.00
29	Jilla Sahkari Bank Ltd., Meerut	2	9.69	2	0.00	0	0.00	0	0.00
30	Jilla Sahkari Bank Ltd., Mirzapur	0	0.00	0	0.00	0	0.00	0	0.00
31	Jilla Sahkari Bank Ltd., Muradabad	3	0.92	3	0.92	0	0.00	0	0.00
32	Jilla Sahkari Bank Ltd., Pratapgarh	0	0.00	0	0.00	0	0.00	0	0.00
33	Jilla Sahkari Bank Ltd., Raibareilly	0	0.00	0	0.00	0	0.00	0	0.00
34	Jilla Sahkari Bank Ltd., Unnao	0	0.00	0	0.00	0	0.00	0	0.00
35	Mathura Jilla Sahkari Bank Ltd.	0	0.00	0	0.00	0	0.00	0	0.00
36	Muzaffarnagar District Co-Operative Bank Ltd.	0	0.00	0	0.00	0	0.00	0	0.00
37	Pilibhit Jilla Sahkari Bank Ltd.	0	0.00	0	0.00	0	0.00	0	0.00
38	Rampur Jilla Sahkari Bank Ltd.	0	0.00	0	0.00	0	0.00	0	0.00

STATEMENT - IV - C (contd.)

(Amt. ₹ lakh)

Sr. No.	Name of Bank	Total Loans disbursed during the year		Out of Total - Loan disbursed to Exclusive Women SHGs		Out of Total - Loan disbursed under NRLM/SGSY		Out of Total SHGs - Under NULM/SJSRY	
		No. of SHGs	Loans Disbursed	No. of SHGs	Loans Disbursed	No. of SHGs	Loans Disbursed	No. of SHGs	Loans Disbursed
39	Sultanpur Jilla Sahkari Bank Ltd.	0	0.00	0	0.00	0	0.00	0	0.00
	Total	226	62.31	176	44.07	165	42.25	0	0.00
	Total Central Region	2235	2091.48	2047	1930.70	1947	1447.45	0	0.00
EASTERN REGION									
ANDAMAN & NICOBAR									
1	The Andaman & Nicobar State Co-Operative Bank Ltd.	246	440.90	191	351.35	0	0.00	0	0.00
	Total	246	440.90	191	351.35	0	0.00	0	0.00
BIHAR									
1	The Nalanda Central Co-Operative Bank Ltd.	28	4.03	28	4.03	0	0.00	0	0.00
	Total	28	4.03	28	4.03	0	0.00	0	0.00
JHARKHAND									
1	The Dhanbad Central Co-Operative Bank Ltd.	6	2.95	6	2.95	1	0.50	0	0.00
2	The Jharkhand State Co-Operative Bank Ltd.	145	248.28	145	248.28	145	248.28	0	0.00
	Total	151	251.23	151	251.23	146	248.78	0	0.00
ODISHA									
1	Keonjhar Central Co-Operative Bank Ltd.	226	310.54	221	309.86	226	310.54	0	0.00
2	The Angul United Central Co-Operative Bank Ltd.	620	595.03	620	595.03	620	595.03	0	0.00
3	The Balasore Bhadrak Central Co-Operative Bank Ltd.	2048	3116.16	2048	3116.16	2048	3116.16	0	0.00
4	The Banki Central Co-Operative Bank Ltd.	121	247.35	121	247.35	0	0.00	0	0.00
5	The Bhawanipatna Central Co-Operative Bank Ltd.	3	5.55	3	5.55	3	5.55	0	0.00
6	The Bolangir District Central Co-Operative Bank Ltd.	53	61.15	53	61.15	53	61.15	0	0.00
7	The Koraput Central Co-Operative Bank Ltd.	543	625.53	543	625.53	0	0.00	0	0.00
8	The Mayurbhanj District Central Co-Operative Bank Ltd.	26	32.67	26	32.67	26	32.67	0	0.00
9	The Sambalpur Dist. co-Operative Central Bank Ltd.	299	341.56	299	341.56	0	0.00	0	0.00

STATEMENT - IV - C (contd.)

(Amt. ₹ lakh)

Sr. No.	Name of Bank	Total Loans disbursed during the year		Out of Total - Loan disbursed to Exclusive Women SHGs		Out of Total - Loan disbursed under NRLM/SGSY		Out of Total SHGs - Under NULM/SJSRY	
		No. of SHGs	Loans Disbursed	No. of SHGs	Loans Disbursed	No. of SHGs	Loans Disbursed	No. of SHGs	Loans Disbursed
10	The Sundargarh District Central Co-Operative Bank Ltd.	1288	1071.98	1288	1071.98	994	851.28	294	220.70
	Total	5227	6407.52	5222	6406.84	3970	4972.38	294	220.70
	WEST BENGAL								
1	Balageria Central Co-Operative Bank Ltd.	1480	1725.48	1480	1725.48	740	862.74	0	0.00
2	Bankura Dist Central Co-Operative Bank Ltd.	2853	3189.27	2848	3183.68	2826	3159.09	0	0.00
3	Darjeeling District Central Co-Operative Bank Ltd.	8	24.60	8	24.60	0	0.00	0	0.00
4	Hooghly District Central Co-Operative Bank Ltd.	10589	9985.21	10589	9985.21	0	0.00	0	0.00
5	Howrah District Central Co-Operative Bank Ltd.	4724	3546.21	4591	3446.36	0	0.00	0	0.00
6	Malda District Central Co-Operative Bank Ltd.	3267	3527.86	3267	3527.86	3267	3527.86	0	0.00
7	Murshidabad District Central Co-Operative Bank Ltd.	4294	5318.65	4294	5318.65	0	0.00	0	0.00
8	Nadia District Central Co-Operative Bank Ltd.	12905	12756.52	11926	11788.04	0	0.00	0	0.00
9	Purulia District Central Co-Operative Bank Ltd.	105	191.52	105	191.52	18	17.60	87	173.92
10	Raiganj Central Co-Operative Bank Ltd.	1452	2445.15	1452	2445.15	187	221.97	0	0.00
11	Tamluk Ghatal Central Co-Operative Bank Ltd.	2316	2422.46	2008	2248.20	0	0.00	0	0.00
12	The Burdwan District Central Co-Operative Bank Ltd.	904	837.46	717	671.79	0	0.00	0	0.00
13	The Dakshin Dinajpur District Central Co-Operative Bank Ltd.	353	287.56	353	287.56	311	226.44	38	55.12
14	The Jalpaiguri Central Co-Operative Bank Ltd.	87	87.49	0	87.49	0	0.00	0	0.00
15	The Mugberia Central Co-Operative Bank Ltd.	3546	4233.60	3384	4040.60	0	0.00	0	0.00
16	The West Bengal State Co-Operative Bank Ltd.	16305	10245.92	15377	8947.26	0	0.00	0	0.00

STATEMENT - IV - C (contd.)

(Amt. ₹ lakh)

Sr. No.	Name of Bank	Total Loans disbursed during the year		Out of Total - Loan disbursed to Exclusive Women SHGs		Out of Total - Loan disbursed under NRLM/SGSY		Out of Total SHGs - Under NULM/SJSRY	
		No. of SHGs	Loans Disbursed	No. of SHGs	Loans Disbursed	No. of SHGs	Loans Disbursed	No. of SHGs	Loans Disbursed
17	Vidyasagar Central Co-Operative Bank Ltd.	3356	3128.85	3345	3098.05	0	0.00	0	0.00
	Total	68544	63953.81	65744	61017.50	7349	8015.70	125	229.04
	Total Eastern Region	74196	71057.49	71336	68030.95	11465	13236.86	419	449.74
NORTH EASTERN REGION									
ARUNACHAL PRADESH									
1	The Arunachal Pradesh State Co-Operative Apex Bank Ltd.	19	12.10	19	12.10	11	5.45	4	2.00
	Total	19	12.10	19	12.10	11	5.45	4	2.00
ASSAM									
1	The Assam Co-Operative Apex Bank Ltd.	312	211.10	272	196.23	312	211.10	0	0.00
	Total	312	211.10	272	196.23	312	211.10	0	0.00
MANIPUR									
1	The Manipur State Co-Operative Bank Ltd.	74	39.00	74	39.00	0	0.00	0	0.00
	Total	74	39.00	74	39.00	0	0.00	0	0.00
MEGHALAYA									
1	The Meghalaya Co-Operative Apex Bank Ltd.	38	18.42	38	18.42	38	18.42	0	0.00
	Total	38	18.42	38	18.42	38	18.42	0	0.00
NAGALAND									
1	The Nagaland State Co-Operative Bank Ltd.	482	997.74	482	997.74	0	0.00	0	0.00
	Total	482	997.74	482	997.74	0	0.00	0	0.00
SIKKIM									
1	The Sikkim State Co-Operative Bank Ltd.	2	4.00	2	2.00	0	0.00	0	0.00
	Total	2	4.00	2	2.00	0	0.00	0	0.00
TRIPURA									
1	The Tripura State Co-Operative Bank Ltd.	367	358.77	220	215.26	0	0.00	0	0.00
	Total	367	358.77	220	215.26	0	0.00	0	0.00
	Total North Eastern Region	1294	1641.13	1107	1480.75	361	234.97	4	2.00
NORTHERN REGION									
CHANDIGARH									
1	The Chandigarh State Co-Operative Bank Ltd.	0	0.00	0	0.00	0	0.00	0	0.00
	Total	0	0.00	0	0.00	0	0.00	0	0.00

STATEMENT - IV - C (contd.)

(Amt. ₹ lakh)

Sr. No.	Name of Bank	Total Loans disbursed during the year		Out of Total - Loan disbursed to Exclusive Women SHGs		Out of Total - Loan disbursed under NRLM/SGSY		Out of Total SHGs - Under NULM/SJSRY	
		No. of SHGs	Loans Disbursed	No. of SHGs	Loans Disbursed	No. of SHGs	Loans Disbursed	No. of SHGs	Loans Disbursed
HARYANA									
1	The Ambala Central Co-Operative Bank Ltd.	46	21.26	46	21.26	23	10.63	0	0.00
2	The Bhiwani Central Co-Operative Bank Ltd.	0	0.00	0	0.00	0	0.00	0	0.00
3	The Faridabad Central Co-Operative Bank Ltd.	0	0.00	0	0.00	0	0.00	0	0.00
4	The Fatehabad Central Co-Operative Bank Ltd.	0	0.00	0	0.00	0	0.00	0	0.00
5	The Gurgaon Central Co-Operative Bank Ltd.	2	3.70	2	3.70	0	0.00	0	0.00
6	The Haryana State Co-Operative Apex Bank Ltd.	0	0.00	0	0.00	0	0.00	0	0.00
7	The Hissar Central Co-Operative Bank Ltd.	0	0.00	0	0.00	0	0.00	0	0.00
8	The Jhajjar Central Co-Operative Bank Ltd.	0	0.00	0	0.00	0	0.00	0	0.00
9	The Jind Central Co-Operative Bank Ltd.	0	0.00	0	0.00	0	0.00	0	0.00
10	The Karnal Central Co-Operative Bank Ltd.	6	6.00	6	6.00	0	0.00	0	0.00
11	The Mahendragarh Central Co-Operative Bank Ltd.	0	0.00	0	0.00	0	0.00	0	0.00
12	The Panchakula Central Co-Operative Bank Ltd.	0	0.00	0	0.00	0	0.00	0	0.00
13	The Panipat Central Co-Operative Bank Ltd.	1	0.50	1	0.50	0	0.00	0	0.00
14	The Rewari Central Co-Operative Bank Ltd.	0	0.00	0	0.00	0	0.00	0	0.00
15	The Rohtak Central Co-Operative Bank Ltd.	0	0.00	0	0.00	0	0.00	0	0.00
16	The Sirsa Central Co-Operative Bank Ltd.	0	0.00	0	0.00	0	0.00	0	0.00
17	The Sonapat Central Co-Operative Bank Ltd.	1	3.00	1	3.00	1	3.00	0	0.00

STATEMENT - IV - C (contd.)

(Amt. ₹ lakh)

Sr. No.	Name of Bank	Total Loans disbursed during the year		Out of Total - Loan disbursed to Exclusive Women SHGs		Out of Total - Loan disbursed under NRLM/SGSY		Out of Total SHGs - Under NULM/SJSRY	
		No. of SHGs	Loans Disbursed	No. of SHGs	Loans Disbursed	No. of SHGs	Loans Disbursed	No. of SHGs	Loans Disbursed
18	The Yamunanagar Central Co-Operative Bank Ltd.	0	0.00	0	0.00	0	0.00	0	0.00
	Total	56	34.46	56	34.46	24	13.63	0	0.00
HIMACHAL PRADESH									
1	Jogindra Central Co-Operative Bank Ltd.	110	151.00	110	151.00	40	61.00	0	0.00
2	The Himachal Pradesh State Co-Operative Bank Ltd.	546	762.87	362	483.87	362	483.87	0	0.00
3	The Kangra Central Co-Operative Bank Ltd.	527	1055.72	287	627.04	343	522.95	0	0.00
	Total	1183	1969.59	759	1261.91	745	1067.82	0	0.00
JAMMU AND KASHMIR									
1	Baramulla Central Co-Operative Bank Ltd.	0	0.00	0	0.00	0	0.00	0	0.00
2	The Anantnag Central Co-Operative Bank Ltd.	0	0.00	0	0.00	0	0.00	0	0.00
3	The Jammu Central Co-Operative Bank Ltd.	4	12.00	4	12.00	0	0.00	4	12.00
4	The Jammu & Kashmir State Co-Operative Bank Ltd.	0	0.00	0	0.00	0	0.00	0	0.00
	Total	4	12.00	4	12.00	0	0.00	4	12.00
NEW DELHI									
1	The Delhi State Co-Operative Bank Ltd.	1	0.50	1	0.50	0	0.00	0	0.00
	Total	1	0.50	1	0.50	0	0.00	0	0.00
PUNJAB									
1	The Amritsar Central Co-Operative Bank Ltd., Amritsar	0	0.00	0	0.00	0	0.00	0	0.00
2	The Bhatinda Central Co-Operative Bank Ltd., Bhatinda	0	0.00	0	0.00	0	0.00	0	0.00
3	The Faridkot Central Co-Operative Bank Ltd., Faridkot	0	0.00	0	0.00	0	0.00	0	0.00
4	The Fatehgarh Sahib Central Co-Operative Bank Ltd., Sirhind	19	49.56	19	49.56	0	0.00	0	0.00
5	The Fazilka Central Co-Operative Bank Ltd., Fazilka	12	2.20	12	2.20	0	0.00	0	0.00
6	The Ferozepur Central Co-Operative Bank Ltd., Ferozepur	0	0.00	0	0.00	0	0.00	0	0.00

STATEMENT - IV - C (contd.)

(Amt. ₹ lakh)

Sr. No.	Name of Bank	Total Loans disbursed during the year		Out of Total - Loan disbursed to Exclusive Women SHGs		Out of Total - Loan disbursed under NRLM/SGSY		Out of Total SHGs - Under NULM/SJSRY	
		No. of SHGs	Loans Disbursed	No. of SHGs	Loans Disbursed	No. of SHGs	Loans Disbursed	No. of SHGs	Loans Disbursed
7	The Gurdaspur Central Co-Operative Bank Ltd., Gurdaspur	0	0.00	0	0.00	0	0.00	0	0.00
8	The Hoshiarpur Central Co-Operative Bank Ltd., Hoshiarpur	9	5.94	9	5.94	0	0.00	0	0.00
9	The Jalandhar Central Co-Operative Bank Ltd., Jalandhar	13	15.35	13	15.35	0	0.00	0	0.00
10	The Kapurthala Central Co-Operative Bank Ltd., Kapurthala	5	2.50	5	2.50	0	0.00	0	0.00
11	The Ludhiana Central Co-Operative Bank Ltd., Ludhiana	454	0.00	454	0.00	0	0.00	0	0.00
12	The Mansa Central Co-Operative Bank Ltd., Mansa	16	5.60	16	5.60	0	0.00	0	0.00
13	The Moga Central Co-Operative Bank Ltd., Moga	0	0.00	0	0.00	0	0.00	0	0.00
14	The Muktsar Central Co-Operative Bank Ltd., Muktsar	0	0.00	0	0.00	0	0.00	0	0.00
15	The Nawanshahr Central Co-Operative Bank Ltd., Nawanshahr	4	2.89	4	2.89	0	0.00	0	0.00
16	The Patiala Central Co-Operative Bank Ltd., Patiala	24	20.30	24	20.30	0	0.00	0	0.00
17	The Ropar Central Co-Operative Bank Ltd., Ropar	0	0.00	0	0.00	0	0.00	0	0.00
18	The Sangrur Central Co-Operative Bank Ltd., Sangrur	2	5.00	2	5.00	2	5.00	0	0.00
19	The Sas Nagar Central Co-Op. Bank Ltd., Sas Nagar	3	3.00	3	3.00	3	3.00	0	0.00
20	The Taran Taran Central Co-Operative Bank Ltd., Taran Taran	0	0.00	0	0.00	0	0.00	0	0.00
	Total	561	112.34	561	112.34	5	8.00	0	0.00
RAJASTHAN									
1	Ajmer Central Co-Operative Bank Ltd.	5	15.98	5	15.98	5	15.98	0	0.00
2	Baran Kendriya Sahakari Bank Ltd.	0	0.00	0	0.00	0	0.00	0	0.00

STATEMENT - IV - C (contd.)

(Amt. ₹ lakh)

Sr. No.	Name of Bank	Total Loans disbursed during the year		Out of Total - Loan disbursed to Exclusive Women SHGs		Out of Total - Loan disbursed under NRLM/SGSY		Out of Total SHGs - Under NULM/SJSRY	
		No. of SHGs	Loans Disbursed	No. of SHGs	Loans Disbursed	No. of SHGs	Loans Disbursed	No. of SHGs	Loans Disbursed
3	Chittorgarh Kendriya Sahakari Bank Ltd.	36	37.81	24	37.81	24	8.88	0	0.00
4	Dausa Kendriya Sahakari Bank Ltd.	26	18.00	26	18.00	26	18.00	0	0.00
5	Hanumangarh Kendriya Sahakari Bank Ltd.	0	0.00	0	0.00	0	0.00	0	0.00
6	Jhunjhunu Kendriya Sahakari Bank Ltd.	21	31.74	21	31.74	0	0.00	0	0.00
7	Sawai Madhopur Kendriya Sahakari Bank Ltd.	4	6.90	4	6.90	0	0.00	0	0.00
8	The Alwar Central Co-Operative Bank Ltd.	92	113.39	92	113.39	0	0.00	0	0.00
9	The Banswara Central Co-Operative Bank Ltd.	89	89.00	89	89.00	89	89.00	0	0.00
10	The Barmer Central Co-Operative Bank Ltd.	0	0.00	0	0.00	0	0.00	0	0.00
11	The Bharatpur Central Co-Operative Bank Ltd.	0	0.00	0	0.00	0	0.00	0	0.00
12	The Bundi District Central Co-Operative Bank Ltd.	58	41.11	58	41.11	50	36.91	0	0.00
13	The Central Co-Operative Bank Ltd, Bhilwara	47	33.05	47	33.05	0	0.00	0	0.00
14	The Central Co-Operative Bank Ltd., Bikaner	58	43.59	58	43.59	0	0.00	0	0.00
15	The Central Co-Operative Bank Ltd.,Tonk	0	0.00	0	0.00	0	0.00	0	0.00
16	The Churu Central Co-Operative Bank Ltd.	21	49.30	17	27.10	0	0.00	0	0.00
17	The Dungarpur Central Co-Operative Bank Ltd.	9	7.85	9	7.85	0	0.00	0	0.00
18	The Ganganagar Kendriya Sahakari Bank Ltd.	156	134.89	156	134.89	0	0.00	0	0.00
19	The Jaipur Central Co-Operative Bank Ltd.	15	15.06	15	15.06	0	0.00	0	0.00
20	The Jaisalmer Central Co-operative Bank Ltd.	100	5.00	100	5.00	100	5.00	0	0.00
21	The Jalore Central Co-Operative Bank Ltd.	0	0.00	0	0.00	0	0.00	0	0.00

STATEMENT - IV - C (contd.)

(Amt. ₹ lakh)

Sr. No.	Name of Bank	Total Loans disbursed during the year		Out of Total - Loan disbursed to Exclusive Women SHGs		Out of Total - Loan disbursed under NRLM/SGSY		Out of Total SHGs - Under NULM/SJSRY	
		No. of SHGs	Loans Disbursed	No. of SHGs	Loans Disbursed	No. of SHGs	Loans Disbursed	No. of SHGs	Loans Disbursed
22	The Jhalawar Kendriya Sahakari Bank Ltd.	33	46.97	33	46.97	0	0.00	0	0.00
23	The Jodhpur Central Co-Operative Bank Ltd.	0	0.00	0	0.00	0	0.00	0	0.00
24	The Kota Central Co-Operative Bank Ltd.	0	0.00	0	0.00	0	0.00	0	0.00
25	The Nagaur Central Co-Operative Bank Ltd.	31	59.45	31	59.45	31	59.45	0	0.00
26	The Pali District Central Co-Operative Bank Ltd	32	45.09	32	45.09	0	0.00	0	0.00
27	The Sikar Kendriya Sahakari Bank Ltd.	400	588.57	400	588.57	0	0.00	0	0.00
28	The Sirohi Central Co-Operative Bank Ltd.	44	36.45	44	36.45	0	0.00	0	0.00
29	The Udaipur Central Co-Operative Bank Ltd.	9	9.10	9	9.10	0	0.00	0	0.00
	Total	1286	1428.30	1270	1406.10	325	233.22	0	0.00
	Total Northern Region	3091	3557.19	2651	2827.31	1099	1322.67	4	12.00
SOUTHERN REGION									
ANDHRA PRADESH									
1	The Anantpur District Co Operative Central Bank Ltd.	1095	831.92	1095	831.92	0	0.00	0	0.00
2	The Andhra Pradesh State Co-Operative Bank Ltd.	46	23.00	46	23.00	0	0.00	0	0.00
3	The Chittoor District Co-Operative Central Bank Ltd.	4	23.50	4	23.50	0	0.00	0	0.00
4	The District Co-Operative Central Bank Ltd., Eluru	424	1446.77	424	1446.77	0	0.00	0	0.00
5	The District Cooperative Central Bank Ltd., Kakinada	30	69.97	30	69.97	0	0.00	0	0.00
6	The District Cooperative Central Bank Ltd., Kurnool	86	29.00	83	28.00	86	29.00	0	0.00
7	The District Co-Operative Central Bank Ltd., Srikakulam	4	4.94	4	4.94	0	0.00	0	0.00
8	The District Co-Operative Central Bank Ltd., Visakhapatnam	243	831.07	243	831.07	160	440.60	0	0.00

STATEMENT - IV - C (contd.)

(Amt. ₹ lakh)

Sr. No.	Name of Bank	Total Loans disbursed during the year		Out of Total - Loan disbursed to Exclusive Women SHGs		Out of Total - Loan disbursed under NRLM/SGSY		Out of Total SHGs - Under NULM/SJSRY	
		No. of SHGs	Loans Disbursed	No. of SHGs	Loans Disbursed	No. of SHGs	Loans Disbursed	No. of SHGs	Loans Disbursed
9	The Guntur District Co-Operative Central Bank	364	472.39	362	472.39	0	0.00	0	0.00
10	The Krishna District Co-Operative Central Bank Ltd.	2437	12610.97	2437	12610.97	0	0.00	0	0.00
11	The Nellore District Co-Operative Central Bank Ltd.	0	0.00	0	0.00	0	0.00	0	0.00
12	The Prakasam District Co-Operative Central Bank Ltd.	438	687.15	438	687.15	0	0.00	0	0.00
	Total	5171	17030.68	5166	17029.68	246	469.60	0	0.00
KARNATAKA									
1	Bagalkot District Central Co-Operative Bank Ltd.	149	153.89	126	126.04	95	93.54	31	32.50
2	Mandya District Co-Operative Central Bank Ltd.	1284	6900.63	1095	5884.88	1062	5707.53	222	1193.10
3	The Bangalore, Bangalore Rural & Ramanagra District Co-Operative Bank Ltd.	399	1283.83	394	1273.83	394	1273.83	0	0.00
4	The Belagavi District Central Co-Operative Bank Ltd.	991	2797.36	793	2237.89	783	2209.93	208	587.43
5	The Bellary District Co-Operative Central Bank Ltd.	669	1323.27	654	1293.77	559	1119.97	0	0.00
6	The Chikmagalur District Co-Operative Central Bank Ltd.	265	492.89	244	443.89	103	253.00	0	0.00
7	The Chitradurga District Co-Operative Central Bank Ltd.	1052	1806.25	1032	1774.35	908	1513.05	106	191.45
8	The Dawangere District Central Co-Operative Bank Ltd.	375	388.41	357	369.38	0	0.00	0	0.00
9	The District Co-Operative Central Bank Ltd., Bidar	4683	11006.63	4683	11006.63	0	0.00	0	0.00
10	The Gulbarga And Yadgir District Co-Operative Central Bank Ltd.	18	9.00	18	9.00	0	0.00	0	0.00
11	The Hassan District Co-Operative Central Bank Ltd.	2763	7629.38	2602	7166.58	2317	6337.55	104	323.66
12	The Kanara District Central Co-Operative Bank Ltd.	357	871.48	336	811.68	171	427.82	165	383.86

STATEMENT - IV - C (contd.)

(Amt. ₹ lakh)

Sr. No.	Name of Bank	Total Loans disbursed during the year		Out of Total - Loan disbursed to Exclusive Women SHGs		Out of Total - Loan disbursed under NRLM/SGSY		Out of Total SHGs - Under NULM/SJSRY	
		No. of SHGs	Loans Disbursed	No. of SHGs	Loans Disbursed	No. of SHGs	Loans Disbursed	No. of SHGs	Loans Disbursed
13	The Karnataka Central Co-Operative Bank Ltd.,(Dharwad)	273	502.20	204	396.30	137	251.10	0	0.00
14	The Kodagu District Co-Operative Central Bank Ltd.	698	1919.76	494	1446.15	22	71.25	0	0.00
15	The Kolar And Chickaballapur District Co Operative Central Bank Ltd.	7221	36526.04	7174	36306.11	0	0.00	0	0.00
16	The Mysore And Chamrajnagar District Cooperative Central Bank Ltd.	424	1033.62	411	1000.02	64	163.45	14	55.65
17	The Raichur District Central Co-Operative Bank Ltd.	389	665.60	380	646.60	265	437.65	115	208.95
18	The Shimoga District Co-Operative Central Bank Ltd.	2987	7536.00	2403	5988.10	2093	5287.57	208	547.97
19	The South Canara District Central Co-Operative Bank Ltd.	6759	11765.96	5475	9508.36	0	0.00	0	0.00
20	The Tumkur District Central Co-Operative Bank Ltd.	3870	11708.28	3870	11708.28	2696	8143.35	0	0.00
21	The Vijayapura District Central Co-Operative Bank Ltd.	436	655.05	371	556.79	0	0.00	0	0.00
	Total	36062	106975.53	33116	99954.63	11669	33290.59	1173	3524.57
	KERALA								
1	The Alappuzha District Co-Operative Bank Ltd.	566	3755.56	538	3567.78	0	0.00	0	0.00
2	The Ernakulam District Co-Operative Bank Ltd.	9	21.50	9	21.50	0	0.00	0	0.00
3	The Idukki District Co-Operative Bank Ltd.	300	1474.92	239	1179.67	300	1474.92	0	0.00
4	The Kannur District Co-Operative Bank Ltd.	54	237.17	25	13.15	0	0.00	0	0.00
5	The Kasaragod District Co-Operative Bank Ltd.	648	783.87	622	720.82	648	783.87	0	0.00
6	The Kollam District Co-Operative Bank Ltd.	1110	3977.00	644	2277.00	78	80.00	0	0.00
7	The Kottayam District Co-Operative Bank Ltd.	20	83.00	20	83.00	20	83.00	0	0.00

STATEMENT - IV - C (contd.)

(Amt. ₹ lakh)

Sr. No.	Name of Bank	Total Loans disbursed during the year		Out of Total - Loan disbursed to Exclusive Women SHGs		Out of Total - Loan disbursed under NRLM/SGSY		Out of Total SHGs - Under NULM/SJSRY	
		No. of SHGs	Loans Disbursed	No. of SHGs	Loans Disbursed	No. of SHGs	Loans Disbursed	No. of SHGs	Loans Disbursed
8	The Kozhikode District Co-Operative Bank Ltd.	99	399.00	88	354.00	85	342.00	14	57.00
9	The Malappuram District Co-Operative Bank Ltd.	50	142.00	50	142.00	0	0.00	0	0.00
10	The Palakkad District Co-Operative Bank Ltd.	29	84.60	29	84.60	28	81.60	1	3.00
11	The Pathanamthitta District Co-Operative Bank Ltd.	194	1344.15	191	1329.56	0	0.00	0	0.00
12	The Thiruvananthapuram District Co-Operative Bank Ltd.	28	99.25	28	99.25	28	99.25	0	0.00
13	The Wayanad District Co-Operative Bank Ltd.	6433	11015.39	6433	11015.39	6433	11015.39	0	0.00
	Total	9540	23417.41	8916	20887.72	7620	13960.03	15	60.00
PUDUCHERRY									
1	The Pondicherry State Co-Operative Bank Ltd.	179	759.56	179	759.56	179	759.56	0	0.00
	Total	179	759.56	179	759.56	179	759.56	0	0.00
TAMIL NADU									
1	Chennai Central Co-Operative Bank Ltd.	146	433.52	146	433.52	0	0.00	0	0.00
2	Dindigul Central Co-Operative Bank Ltd.	332	1506.70	328	1483.77	45	92.36	0	0.00
3	The Coimbatore District Central Co-Operative Bank Ltd.	1009	4077.52	992	3974.62	647	2534.81	362	1542.71
4	The Cuddalore District Central Co-Operative Bank Ltd.	550	659.25	544	644.00	535	608.25	15	51.00
5	The Dharmapuri District Central Co-Operative Bank Ltd.	369	1702.59	369	1702.59	16	26.58	0	0.00
6	The Erode District Central Co-Operative Bank Ltd.	1435	4130.15	1435	4130.15	1435	4130.15	0	0.00
7	The Kancheepuram Central Co-Op.bank Ltd.	1197	2499.39	1197	2499.39	0	0.00	0	0.00
8	The Kanyakumari District Central Co-Operative Bank Ltd.	1608	8374.58	1448	7537.12	0	0.00	0	0.00
9	The Kumbakonam Central Co-Op Bank Ltd.	964	1724.96	964	1724.96	8	38.90	0	0.00
10	The Madurai District Central Co-Operative Bank Ltd.	665	2043.68	665	2043.68	532	1634.94	133	408.74

STATEMENT - IV - C (contd.)

(Amt. ₹ lakh)

Sr. No.	Name of Bank	Total Loans disbursed during the year		Out of Total - Loan disbursed to Exclusive Women SHGs		Out of Total - Loan disbursed under NRLM/SGSY		Out of Total SHGs - Under NULM/SJSRY	
		No. of SHGs	Loans Disbursed	No. of SHGs	Loans Disbursed	No. of SHGs	Loans Disbursed	No. of SHGs	Loans Disbursed
11	The Nilgiris District Central Co-Operative Bank Ltd.	754	3402.64	739	3338.14	0	0.00	0	0.00
12	The Pudukottai District Central Co-Operative Bank Ltd.	515	1774.59	489	1689.41	0	0.00	0	0.00
13	The Ramanathapuram District Central Co-Operative Bank Ltd.	439	1906.63	439	1906.63	0	0.00	439	1906.63
14	The Salem District Central Co-Operative Bank Ltd.	3107	9015.74	2952	8564.95	1553	4507.87	1242	3606.29
15	The Sivganga District Central Co-Operative Bank Ltd.	1181	371.41	1181	371.41	0	0.00	0	0.00
16	The Thanjavur Central Co-Operative Bank Ltd.	181	766.70	181	766.70	181	766.70	0	0.00
17	The Tiruchirappalli District Central Co-Operative Bank Ltd.	2729	6994.96	2717	6959.45	2519	6259.54	210	735.42
18	The Tirunelveli District Central Co-Operative Bank Ltd.	1166	1537.80	1166	1537.80	1166	1537.80	0	0.00
19	The Tiruvannamalai District Central Co-Operative Bank Ltd.	5296	10642.95	5290	10630.30	5296	10642.95	0	0.00
20	The Vellore District Central Cooperative Bank Ltd.	2540	3913.57	2540	3913.57	1270	1596.04	626	0.00
21	The Villupuram District Central Co-Operative Bank Ltd.	116	272.89	116	272.89	116	272.89	0	0.00
22	The Virudhunagar District Central Co-Operative Bank Ltd.	2518	925.00	2518	925.00	0	0.00	0	0.00
23	Thoothukudi District Central Co-Operative Bank Ltd.	761	4204.10	761	4204.10	739	4157.73	22	46.37
	Total	29578	72881.32	29177	71254.15	16058	38807.51	3049	8297.16
TELANGANA									
1	The Adilabad District Co Operative Central Bank Ltd.	89	190.54	83	184.52	89	190.53	0	0.00
2	The District Co-Operative Central Bank Ltd., Khammam	139	552.81	139	552.81	139	552.81	0	0.00
3	The District Co-Operative Central Bank Ltd., Medak	354	1193.93	354	1193.93	0	0.00	0	0.00
4	The District Co-Operative Central Bank Ltd., Warangal	0	0.00	0	0.00	0	0.00	0	0.00

STATEMENT - IV - C (contd.)

(Amt. ₹ lakh)

Sr. No.	Name of Bank	Total Loans disbursed during the year		Out of Total - Loan disbursed to Exclusive Women SHGs		Out of Total - Loan disbursed under NRLM/SGSY		Out of Total SHGs - Under NULM/SJSRY	
		No. of SHGs	Loans Disbursed	No. of SHGs	Loans Disbursed	No. of SHGs	Loans Disbursed	No. of SHGs	Loans Disbursed
5	The Karimnagar District Co-Operative Central Bank Ltd.	1002	3978.35	1002	3978.35	1002	3978.35	0	0.00
6	The Mahbubnagar District Co-Operative Central Bank Ltd.	0	0.00	0	0.00	0	0.00	0	0.00
7	The Nalgonda District Co-Operative Central Bank Ltd.	35	166.17	35	166.17	0	0.00	0	0.00
8	The Nizamabad District Co-Operative Central Bank Ltd.	593	2509.40	593	2509.40	0	0.00	0	0.00
9	The Telangana State Co-Operative Bank Ltd.	152	412.55	149	406.55	0	0.00	152	412.55
	Total	2364	9003.75	2355	8991.73	1230	4721.69	152	412.55
	Total Southern Region	82894	230068.25	78909	218877.47	37002	92008.98	4389	12294.28
WESTERN REGION									
GOA									
1	The Goa State Co-Operative Bank Ltd.	107	396.47	98	352.67	0	0.00	0	0.00
	Total	107	396.47	98	352.67	0	0.00	0	0.00
GUJARAT									
1	Banaskantha District Central Co-Operative Bank	15	10.75	15	10.75	15	10.75	0	0.00
2	Bhavnagar District Co-Operative Bank Ltd	6	44.00	2	18.00	0	0.00	0	0.00
3	Mehsana District Central Co-Operative Bank	400	465.00	400	465.00	0	0.00	0	0.00
4	Panchmahals District Co-Operative Bank Ltd.	0	0.00	0	0.00	0	0.00	0	0.00
5	Rajkot District Co-Operative Bank Ltd.	278	377.40	277	373.40	55	67.00	0	0.00
6	Sabarkantha District Central Co-Operative Bank	25	32.05	24	31.05	0	0.00	0	0.00
7	Surat District Co-Operative Bank Ltd.	147	76.00	147	76.00	0	0.00	0	0.00
8	The Ahmedabad District Co-Operative Bank Ltd.	75	50.40	75	50.40	75	50.40	0	0.00
9	The Amreli Jill Madhyastha Sahakari Bank Ltd.	19	9.50	19	9.50	0	0.00	0	0.00
10	The Bharuch District Central Co-Operative Bank Ltd.	73	446.62	29	166.06	0	0.00	0	0.00

STATEMENT - IV - C (contd.)

(Amt. ₹ lakh)

Sr. No.	Name of Bank	Total Loans disbursed during the year		Out of Total - Loan disbursed to Exclusive Women SHGs		Out of Total - Loan disbursed under NRLM/SGSY		Out of Total SHGs - Under NULM/SJSRY		
		No. of SHGs	Loans Disbursed	No. of SHGs	Loans Disbursed	No. of SHGs	Loans Disbursed	No. of SHGs	Loans Disbursed	
11	The Gujarat State Co-Operative Bank Ltd.	0	0.00	0	0.00	0	0.00	0	0.00	
12	The Jamnagar District Co-Operative Bank Ltd.	4	2.00	4	2.00	0	0.00	0	0.00	
13	The Junagadh Jill Sahakari Bank Ltd.	0	0.00	0	0.00	0	0.00	0	0.00	
14	The Kachchh District Central Co-Operative Bank	0	0.00	0	0.00	0	0.00	0	0.00	
15	The Kaira District Central Co-Operative Bank Ltd.	0	0.00	0	0.00	0	0.00	0	0.00	
16	The Kodinar Taluka Co-Operative Banking Union Ltd.	78	35.40	78	35.40	0	0.00	0	0.00	
17	The Surendranagar District Co-Operative Bank Ltd.	0	0.00	0	0.00	0	0.00	0	0.00	
18	Valsad District Central Co-Operative Bank Ltd	1	1.00	1	1.00	0	0.00	0	0.00	
	Total	1121	1550.12	1071	1238.56	145	128.15	0	0.00	
	MAHARASHTRA									
1	Akola District Central Co-Operative Bank Ltd.	119	105.50	119	105.50	103	97.50	0	0.00	
2	Amrawati District Central Co-Operative Bank Ltd.	82	66.35	75	59.40	0	0.00	0	0.00	
3	Aurangabad District Central Co-Operative Bank Ltd.	9	7.20	9	7.20	0	0.00	0	0.00	
4	Beed District Central Co-Operative Bank Ltd.	0	0.00	0	0.00	0	0.00	0	0.00	
5	Bhandara District Central Co-Operative Bank Ltd.	460	501.39	460	501.39	383	284.85	0	0.00	
6	Buldhana District Central Co-Operative Bank Ltd.	0	0.00	0	0.00	0	0.00	0	0.00	
7	Chandrapur District Central Co-Operative Bank Ltd.	1901	1401.65	1901	1401.65	368	237.41	1533	1164.24	
8	Dhule & Nandurbar District Central Co-Operativebank Ltd.	178	291.24	168	267.31	0	0.00	0	0.00	
9	Gadchiroli District Central Co-Operative Bank Ltd.	1385	1123.61	1378	1118.41	544	339.69	16	15.80	

STATEMENT - IV - C (contd.)

(Amt. ₹ lakh)

Sr. No.	Name of Bank	Total Loans disbursed during the year		Out of Total - Loan disbursed to Exclusive Women SHGs		Out of Total - Loan disbursed under NRLM/SGSY		Out of Total SHGs - Under NULM/SJSRY	
		No. of SHGs	Loans Disbursed	No. of SHGs	Loans Disbursed	No. of SHGs	Loans Disbursed	No. of SHGs	Loans Disbursed
10	Jalna District Central Co-Operative Bank Ltd.	11	28.30	9	22.30	0	0.00	0	0.00
11	Latur District Central Co-Operative Bank Ltd.	5818	3943.63	5818	3943.63	647	698.64	0	0.00
12	Nagpur District Central Co-Operative Bank Ltd.	0	0.00	0	0.00	0	0.00	0	0.00
13	Nasik District Central Co-Operative Bank Ltd.	0	0.00	0	0.00	0	0.00	0	0.00
14	Osmanabad District Central Co-Operative Bank Ltd.	0	0.00	0	0.00	0	0.00	0	0.00
15	Parbhani District Central Co-Operative Bank Ltd.	70	35.00	70	35.00	70	35.00	0	0.00
16	Pune District Central Co-Operative Bank Ltd.	165	248.36	165	248.36	9	5.90	0	0.00
17	Raigad District Central Co-Operative Bank Ltd.	1399	818.29	1264	747.71	110	97.32	0	0.00
18	Ratnagiri District Central Co-Operative Bank Ltd.	435	419.48	428	409.23	54	38.25	0	0.00
19	Sangli District Central Co-Operative Bank Ltd.	24410	12704.18	22981	10163.35	3748	3766.81	0	0.00
20	Sholapur District Central Co-Operative Bank Ltd.	0	0.00	0	0.00	0	0.00	0	0.00
21	Sindhudurg District Central Co-Operative Bank Ltd.	1631	934.43	1460	841.04	532	312.12	0	0.00
22	The Ahmednagar District Central Co-Operative Bank Ltd.	214	201.61	214	201.61	98	118.53	0	0.00
23	The Gondia District Central Co-Operative Bank Ltd.	22	9.90	22	9.90	0	0.00	0	0.00
24	The Jalgaon District Central Co-Operative Bank Ltd.	0	0.00	0	0.00	0	0.00	0	0.00
25	The Maharashtra State Co-Operative Bank Ltd.	0	0.00	0	0.00	0	0.00	0	0.00
26	The Nanded District Central Co-Operative Bank Ltd.	0	0.00	0	0.00	0	0.00	0	0.00
27	The Satara District Central Co-Operative Bank Ltd.	383	53.03	383	53.03	14	14.00	0	0.00

STATEMENT - IV - C (contd.)

(Amt. ₹ lakh)

Sr. No.	Name of Bank	Total Loans disbursed during the year		Out of Total - Loan disbursed to Exclusive Women SHGs		Out of Total - Loan disbursed under NRLM/SGSY		Out of Total SHGs - Under NULM/SJSRY	
		No. of SHGs	Loans Disbursed	No. of SHGs	Loans Disbursed	No. of SHGs	Loans Disbursed	No. of SHGs	Loans Disbursed
28	The Thane District Central Co-Operative Bank Ltd.	2053	2636.41	2053	2636.41	115	52.20	0	0.00
29	Wardha District Central Co-Operative Bank Ltd.	0	0.00	0	0.00	0	0.00	0	0.00
	Total	40745	25529.56	38977	22772.43	6795	6098.22	1549	1180.04
	Total Western Region	41973	27476.15	40146	24363.66	6940	6226.37	1549	1180.04
	Grand Total	205683	335891.69	196196	317510.84	58814	114477.30	6365	13938.06

STATEMENT - V - A (I)

Progress under Microfinance - Bank Loans outstanding against SHGs as on 31 March 2018- Public Sector Com. Banks

(Amt. ₹ lakh)

Sr. No.	Name of Bank	Total Bank Loans outstanding against SHGs		Out of Total - Exclusive Women SHGs		Out of Total - NRLM/SGSY SHGs		Out of Total - NULM/SJSRY SHGs	
		No. of SHGs	Loans O/S	No. of SHGs	Loans O/S	No. of SHGs	Loans O/S	No. of SHGs	Loans O/S
CENTRAL REGION									
CHHATTISGARH									
1	Allahabad Bank	1309	1227.76	1245	1184.62	1192	1159.05	51	27.02
2	Andhra Bank	81	81.89	79	81.29	52	57.01	27	24.28
3	Bank of Baroda	1359	986.09	1245	911.00	947	849.00	79	61.00
4	Bank of India	365	388.00	365	388.00	185	252.00	180	136.00
5	Bank of Maharashtra	397	227.43	348	185.00	257	137.49	42	17.65
6	Canara Bank	431	370.00	319	255.00	128	143.00	74	47.00
7	Central Bank of India	3565	2875.80	843	699.73	843	699.73	0	0.00
8	Corporation Bank	180	202.33	141	171.64	69	35.60	0	0.00
9	Dena Bank	4393	2239.71	3866	1997.84	3729	1997.63	352	135.42
10	IDBI Bank Limited	228	166.95	212	156.65	148	39.85	18	0.00
11	Indian Bank	101	96.00	99	94.00	63	59.00	0	0.00
12	Indian Overseas Bank	445	408.28	445	408.28	402	369.03	43	39.25
13	Oriental Bank of Commerce	192	148.13	4	1.65	130	100.58	25	13.53
14	Punjab and Sind Bank	49	18.44	21	8.56	18	8.58	31	9.86
15	Punjab National Bank	2810	2192.12	1822	1433.76	1787	1386.80	71	56.41
16	State Bank of India	5238	3377.00	4825	2965.00	2881	1857.00	64	411.00
17	Syndicate Bank	175	146.58	146	118.65	63	90.73	18	27.92
18	UCO Bank	2459	1284.81	1807	1038.09	1455	700.82	905	543.91
19	Union Bank of India	730	520.00	639	433.00	641	466.00	61	37.00
20	Vijaya Bank	128	51.25	119	47.76	105	45.12	14	2.64
	Total	24635	17008.57	18590	12579.52	15095	10454.02	2055	1589.89
MADHYA PRADESH									
1	Allahabad Bank	1928	1669.76	1576	1198.09	1557	1297.18	39	12.40
2	Andhra Bank	35	7.36	35	7.36	31	5.92	4	1.44
3	Bank of Baroda	393	291.00	332	265.00	89	95.00	0	0.00
4	Bank of India	19114	6902.00	14882	5111.00	6973	2710.00	5765	2372.00
5	Bank of Maharashtra	573	420.10	414	275.19	198	67.92	3	6.62
6	Canara Bank	394	325.00	387	317.00	29	13.00	0	0.00
7	Central Bank of India	6933	2719.22	1761	673.74	1761	673.74	0	0.00
8	Corporation Bank	27	20.86	11	8.35	5	2.99	0	0.00
9	Dena Bank	95	64.06	73	42.22	61	41.71	16	3.08
10	IDBI Bank Limited	2184	1958.21	2063	1799.60	3	2.46	1	0.00

STATEMENT - V - A (I) (contd.)

(Amt. ₹ lakh)

Sr. No.	Name of Bank	Total Bank Loans outstanding against SHGs		Out of Total - Exclusive Women SHGs		Out of Total - NRLM/SGSY SHGs		Out of Total - NULM/SJSRY SHGs	
		No. of SHGs	Loans O/S	No. of SHGs	Loans O/S	No. of SHGs	Loans O/S	No. of SHGs	Loans O/S
11	Indian Bank	477	834.00	467	817.00	13	11.00	5	3.00
12	Indian Overseas Bank	9	18.35	9	18.35	7	12.10	2	6.25
13	Oriental Bank of Commerce	60	65.36	17	17.64	33	34.16	10	13.86
14	Punjab and Sind Bank	188	47.33	56	15.26	16	10.61	172	36.72
15	Punjab National Bank	2033	1600.63	1042	647.54	975	345.39	14	6.01
16	State Bank of India	5122	2467.00	4827	2164.00	2827	1357.00	166	176.00
17	Syndicate Bank	228	114.52	212	108.42	81	35.28	72	50.04
18	UCO Bank	4276	2139.06	2978	1652.31	1693	1044.36	2468	1053.50
19	Union Bank of India	522	2498.00	245	1125.00	222	1349.00	86	77.00
20	Vijaya Bank	84	47.97	81	46.10	80	44.79	1	1.31
	Total	44675	24209.79	31468	16309.17	16654	9153.61	8824	3819.23
UTTARAKHAND									
1	Allahabad Bank	271	207.13	63	49.71	49	45.88	2	4.40
2	Bank of Baroda	331	104.00	321	100.00	139	54.00	0	0.00
3	Bank of India	10	3.00	8	1.00	8	1.00	0	0.00
4	Bank of Maharashtra	0	0.00	0	0.00	0	0.00	0	0.00
5	Canara Bank	246	206.00	234	192.00	3	3.00	3	3.00
6	Central Bank of India	45	8.91	4	0.01	4	0.01	0	0.00
7	Corporation Bank	8	6.53	8	6.53	6	3.72	0	0.00
8	Dena Bank	7	3.10	7	3.10	7	3.10	0	0.00
9	IDBI Bank Limited	250	121.09	248	118.66	4	1.71	0	0.00
10	Indian Bank	3	2.00	3	2.00	0	0.00	0	0.00
11	Indian Overseas Bank	72	89.19	72	89.19	68	86.09	4	3.10
12	Oriental Bank of Commerce	95	48.84	15	4.08	7	0.90	4	5.34
13	Punjab and Sind Bank	83	33.60	73	26.85	75	27.25	8	6.35
14	Punjab National Bank	1001	524.32	350	157.94	51	10.45	1	0.05
15	State Bank of India	1016	546.00	1014	545.00	559	300.00	11	2.00
16	Syndicate Bank	37	33.07	37	33.07	25	24.17	12	8.90
17	UCO Bank	4430	2568.73	3776	2216.19	2042	956.16	2095	1550.84
18	Union Bank of India	0	0.00	0	0.00	0	0.00	0	0.00
19	Vijaya Bank	0	0.00	0	0.00	0	0.00	0	0.00
	Total	7905	4505.51	6233	3545.33	3047	1517.44	2140	1583.98

STATEMENT - V - A (I) (contd.)

(Amt. ₹ lakh)

Sr. No.	Name of Bank	Total Bank Loans outstanding against SHGs		Out of Total - Exclusive Women SHGs		Out of Total - NRLM/SGSY SHGs		Out of Total - NULM/SJSRY SHGs	
		No. of SHGs	Loans O/S	No. of SHGs	Loans O/S	No. of SHGs	Loans O/S	No. of SHGs	Loans O/S
UTTAR PRADESH									
1	Allahabad Bank	13191	23655.14	6829	10920.13	6787	12784.24	221	70.96
2	Andhra Bank	21	1.88	20	1.88	18	1.88	2	0.00
3	Bank of Baroda	15545	8241.00	14754	7854.00	4415	2816.00	12	2.00
4	Bank of India	7074	3618.00	2487	2153.00	5756	2543.00	1318	1075.00
5	Bank of Maharashtra	25	24.96	22	6.44	9	2.02	2	0.25
6	Canara Bank	868	704.00	802	666.00	155	59.00	25	28.00
7	Central Bank of India	1413	303.06	296	83.37	296	83.37	0	0.00
8	Corporation Bank	57	26.56	37	7.14	26	6.08	0	0.00
9	Dena Bank	207	68.09	99	11.92	171	34.63	4	4.20
10	IDBI Bank Limited	1984	2419.12	1923	2364.40	7	2.02	1	0.00
11	Indian Bank	417	425.00	409	417.00	13	37.00	44	41.00
12	Indian Overseas Bank	230	338.73	228	328.57	228	333.65	0	0.00
13	Oriental Bank of Commerce	514	264.75	49	18.17	278	116.38	19	24.54
14	Punjab and Sind Bank	555	227.22	440	169.92	511	185.51	44	41.71
15	Punjab National Bank	4660	4194.82	1183	714.58	540	207.54	11	55.22
16	State Bank of India	4262	2257.00	3897	1945.00	2344	1241.00	75	172.00
17	Syndicate Bank	1076	649.74	1022	616.92	200	403.59	289	131.28
18	UCO Bank	4155	2420.15	3566	2118.93	1929	905.33	1959	1458.04
19	Union Bank of India	0	0.00	0	0.00	0	0.00	0	0.00
20	United Bank of India	1142	854.00	1123	843.00	1010	740.00	14	14.00
21	Vijaya Bank	53	63.25	37	44.17	34	34.84	3	9.33
	Total	57449	50756.47	39223	31284.54	24727	22537.08	4043	3127.53
	Total Central Region	134664	96480.34	95514	63718.56	59523	43662.15	17062	10120.63
EASTERN REGION									
ANDAMAN & NICOBAR									
1	Allahabad Bank	0	0.00	0	0.00	0	0.00	0	0.00
2	Bank of Baroda	2	0.65	2	0.65	0	0.00	0	0.00
3	Dena Bank	0	0.00	0	0.00	0	0.00	0	0.00
4	IDBI Bank Limited	87	211.42	87	211.42	0	0.00	0	0.00
5	Indian Bank	0	0.00	0	0.00	0	0.00	0	0.00
6	Punjab National Bank	2	0.21	1	0.00	0	0.00	0	0.00
7	State Bank of India	32	21.00	32	21.00	3	2.00	0	0.00
8	Syndicate Bank	1	1.82	1	1.82	0	0.00	1	1.82

STATEMENT - V - A (I) (contd.)

(Amt. ₹ lakh)

Sr. No.	Name of Bank	Total Bank Loans outstanding against SHGs		Out of Total - Exclusive Women SHGs		Out of Total - NRLM/SGSY SHGs		Out of Total - NULM/SJSRY SHGs	
		No. of SHGs	Loans O/S	No. of SHGs	Loans O/S	No. of SHGs	Loans O/S	No. of SHGs	Loans O/S
9	UCO Bank	10	5.65	7	3.57	0	0.00	10	5.65
10	Vijaya Bank	5	3.23	5	3.23	5	3.23	0	0.00
	Total	139	243.98	135	241.69	8	5.23	11	7.47
BIHAR									
1	Allahabad Bank	5306	3598.93	4400	2749.59	4376	2864.22	22	11.77
2	Andhra Bank	4	2.07	4	2.07	1	0.50	3	1.57
3	Bank of Baroda	10415	9269.00	10115	8999.00	7516	7948.00	542	357.00
4	Bank of India	9845	7790.00	9845	7790.00	9845	7790.00	0	0.00
5	Bank of Maharashtra	1	0.00	1	0.00	0	0.00	0	0.00
6	Canara Bank	5729	4589.00	5518	4325.00	1381	1747.00	24	39.00
7	Central Bank of India	26724	16443.79	4145	2163.36	4145	2163.36	0	0.00
8	Corporation Bank	21	2.20	19	2.20	19	2.20	0	0.00
9	Dena Bank	12	3.93	7	3.20	12	3.93	0	0.00
10	IDBI Bank Limited	3	0.30	3	0.30	3	0.00	0	0.00
11	Indian Bank	1025	997.00	1005	977.00	8	5.00	4	3.00
12	Indian Overseas Bank	325	280.95	315	275.62	313	273.12	2	2.50
13	Oriental Bank of Commerce	9	2.62	1	0.04	1	0.04	0	0.00
14	Punjab and Sind Bank	0	0.00	0	0.00	0	0.00	0	0.00
15	Punjab National Bank	36377	21547.14	22902	13615.54	21312	13110.23	13	7.81
16	State Bank of India	63234	53697.00	57882	49592.00	34779	29533.00	676	624.00
17	Syndicate Bank	784	562.73	737	514.76	140	73.80	17	5.54
18	UCO Bank	22835	13902.98	19842	12441.18	12792	7363.78	590	229.40
19	Union Bank of India	663	281.00	643	272.00	642	274.00	5	1.00
20	United Bank of India	2284	1630.00	2178	1558.00	1721	1252.00	136	105.00
21	Vijaya Bank	136	52.49	136	52.49	136	52.49	0	0.00
	Total	185732	134653.13	139698	105333.35	99142	74456.67	2034	1387.59
JHARKHAND									
1	Allahabad Bank	3441	2083.73	2839	1196.82	2693	1260.87	18	4.43
2	Andhra Bank	13	4.22	13	4.22	13	4.22	0	0.00
3	Bank of Baroda	1199	422.00	1101	401.00	981	389.00	0	0.00
4	Bank of India	21057	4628.00	20714	4410.00	20939	4563.00	58	55.00
5	Bank of Maharashtra	0	0.00	0	0.00	0	0.00	0	0.00
6	Canara Bank	2642	3706.00	2325	3374.00	2454	2708.00	2	1.00
7	Central Bank of India	735	261.79	116	68.21	116	68.21	0	0.00

STATEMENT - V - A (I) (contd.)

(Amt. ₹ lakh)

Sr. No.	Name of Bank	Total Bank Loans outstanding against SHGs		Out of Total - Exclusive Women SHGs		Out of Total - NRLM/SGSY SHGs		Out of Total - NULM/SJSRY SHGs	
		No. of SHGs	Loans O/S	No. of SHGs	Loans O/S	No. of SHGs	Loans O/S	No. of SHGs	Loans O/S
8	Corporation Bank	1	0.23	1	0.23	1	0.23	0	0.00
9	Dena Bank	60	25.52	31	13.24	54	8.70	1	0.06
10	IDBI Bank Limited	901	586.06	845	551.53	293	28.24	2	0.00
11	Indian Bank	322	467.00	316	458.00	311	461.00	0	0.00
12	Indian Overseas Bank	191	70.52	191	70.52	161	53.27	30	17.25
13	Oriental Bank of Commerce	26	8.88	19	7.01	0	0.00	1	0.44
14	Punjab and Sind Bank	19	7.53	13	4.22	7	4.16	12	3.37
15	Punjab National Bank	2943	2383.65	1447	1266.35	1603	860.30	16	6.93
16	State Bank of India	10424	5726.00	9823	5311.00	5733	3149.00	22	10.00
17	Syndicate Bank	206	86.20	179	77.33	93	21.55	17	7.61
18	UCO Bank	2767	959.77	2310	837.75	2167	686.55	490	242.46
19	Union Bank of India	365	210.00	334	182.00	335	180.00	13	11.00
20	United Bank of India	1650	1729.00	1602	1673.00	1252	1421.00	65	62.00
21	Vijaya Bank	92	48.08	91	48.01	91	48.01	0	0.00
	Total	49054	23414.18	44310	19954.44	39297	15915.31	747	421.55
ODISHA									
1	Allahabad Bank	4079	3825.09	3549	3343.36	3494	3335.45	37	26.55
2	Andhra Bank	3874	3508.54	3813	3460.68	3423	3025.39	390	435.29
3	Bank of Baroda	1817	1408.00	1744	1359.00	1215	1254.00	21	15.00
4	Bank of India	7716	8395.00	7716	8395.00	7657	8344.00	59	51.00
5	Bank of Maharashtra	6	14.07	6	14.07	0	0.00	0	0.00
6	Canara Bank	2986	3075.00	2766	2851.00	1060	992.00	59	65.00
7	Central Bank of India	2016	1850.92	300	235.07	300	235.07	0	0.00
8	Corporation Bank	101	78.29	88	68.75	30	25.45	0	0.00
9	Dena Bank	63	48.78	62	48.07	51	46.47	7	1.42
10	IDBI Bank Limited	5033	6871.04	4890	6688.80	62	126.11	1	70.80
11	Indian Bank	2265	2175.00	2220	2132.00	1200	1122.00	0	0.00
12	Indian Overseas Bank	4983	4832.16	4973	4804.14	4938	4775.74	35	28.40
13	Oriental Bank of Commerce	143	156.93	17	14.06	67	89.99	4	2.71
14	Punjab and Sind Bank	15	24.22	5	16.42	5	16.42	10	7.80
15	Punjab National Bank	2888	2253.14	1042	702.29	1054	805.79	52	44.72

STATEMENT - V - A (I) (contd.)

(Amt. ₹ lakh)

Sr. No.	Name of Bank	Total Bank Loans outstanding against SHGs		Out of Total - Exclusive Women SHGs		Out of Total - NRLM/SGSY SHGs		Out of Total - NULM/SJSRY SHGs	
		No. of SHGs	Loans O/S	No. of SHGs	Loans O/S	No. of SHGs	Loans O/S	No. of SHGs	Loans O/S
16	State Bank of India	25648	21956.00	23336	19906.00	14106	12076.00	684	675.00
17	Syndicate Bank	1420	1315.09	1241	1124.92	373	240.79	93	101.26
18	UCO Bank	25824	19830.89	21357	17189.72	18965	14969.97	3512	2044.90
19	Union Bank of India	4424	3720.00	4272	3564.00	4065	3276.00	278	366.00
20	United Bank of India	6250	4404.00	6201	4344.00	5421	3854.00	145	120.00
21	Vijaya Bank	137	111.63	132	104.54	132	104.54	0	0.00
	Total	101688	89853.79	89730	80365.89	67618	58715.18	5387	4055.85
	WEST BENGAL								
1	Allahabad Bank	41801	39854.19	39470	38939.57	38164	38291.92	645	342.01
2	Andhra Bank	133	72.34	133	72.34	124	66.72	9	5.62
3	Bank of Baroda	5124	2015.00	4854	1894.00	3451	1742.00	39	21.00
4	Bank of India	10732	6870.00	8822	6656.00	6553	5379.00	482	69.00
5	Bank of Maharashtra	2	0.98	2	0.98	1	0.76	0	0.00
6	Canara Bank	3749	3833.00	3357	3581.00	1297	1367.00	20	23.00
7	Central Bank of India	30095	24346.80	8583	6625.58	8583	6625.58	0	0.00
8	Corporation Bank	54	27.82	50	26.64	18	13.85	0	0.00
9	Dena Bank	43	25.15	42	22.85	43	25.15	0	0.00
10	IDBI Bank Limited	4971	6069.82	3522	4239.03	78	89.22	3	0.00
11	Indian Bank	1490	1794.00	1460	1758.00	900	1141.00	0	0.00
12	Indian Overseas Bank	2549	1473.68	2509	1431.66	2486	1415.91	23	15.75
13	Oriental Bank of Commerce	328	36.86	27	1.00	132	7.12	2	0.40
14	Punjab and Sind Bank	28	20.08	2	0.10	0	0.00	28	20.08
15	Punjab National Bank	16128	12466.16	9811	7862.83	10865	9920.47	262	309.02
16	State Bank of India	49040	49319.00	45190	45884.00	26972	27125.00	1001	718.00
17	Syndicate Bank	2552	2679.34	1515	2017.98	518	634.04	52	203.33
18	UCO Bank	21737	19408.11	18731	16973.34	11173	12123.16	3156	690.22
19	Union Bank of India	0	0.00	0	0.00	0	0.00	0	0.00
20	United Bank of India	81163	39520.00	80871	39228.00	78521	37852.00	705	356.00
21	Vijaya Bank	197	161.22	191	154.22	188	153.00	3	1.22
	Total	271916	209993.55	229142	177369.12	190067	143972.90	6430	2774.65
	Total Eastern Region	608529	458158.63	503015	383264.49	396132	293065.29	14609	8647.11

STATEMENT - V - A (I) (contd.)

(Amt. ₹ lakh)

Sr. No.	Name of Bank	Total Bank Loans outstanding against SHGs		Out of Total - Exclusive Women SHGs		Out of Total - NRLM/SGSY SHGs		Out of Total - NULM/SJSRY SHGs	
		No. of SHGs	Loans O/S	No. of SHGs	Loans O/S	No. of SHGs	Loans O/S	No. of SHGs	Loans O/S
NORTH EASTERN REGION									
ARUNACHAL PRADESH									
1	Bank of Baroda	0	0.00	0	0.00	0	0.00	0	0.00
2	Bank of India	4	1.00	4	1.00	4	1.00	0	0.00
3	Bank of Maharashtra	1	5.47	1	5.47	0	0.00	0	0.00
4	Canara Bank	0	0.00	0	0.00	0	0.00	0	0.00
5	Indian Bank	0	0.00	0	0.00	0	0.00	0	0.00
6	Oriental Bank of Commerce	2	1.50	0	0.00	0	0.00	0	0.00
7	Punjab and Sind Bank	0	0.00	0	0.00	0	0.00	0	0.00
8	Punjab National Bank	67	58.74	65	56.70	62	49.71	0	0.00
9	State Bank of India	324	71.00	324	71.00	178	39.00	0	0.00
10	Syndicate Bank	6	17.92	0	0.00	0	0.00	0	0.00
11	UCO Bank	2	0.22	1	0.00	1	0.22	0	0.00
12	Vijaya Bank	5	10.49	4	9.98	4	9.98	0	0.00
	Total	411	166.34	399	144.15	249	99.91	0	0.00
ASSAM									
1	Allahabad Bank	3139	2396.25	2664	2004.02	2719	2077.09	9	2.56
2	Bank of Baroda	229	172.00	185	156.00	45	16.00	2	1.00
3	Bank of India	1894	193.00	1847	154.00	1866	171.00	0	0.00
4	Bank of Maharashtra	30	38.19	27	7.89	23	5.94	1	0.40
5	Canara Bank	350	224.00	327	205.00	57	19.00	11	3.00
6	Central Bank of India	1456	897.40	362	240.28	362	240.28	0	0.00
7	Corporation Bank	1	0.61	1	0.61	0	0.00	0	0.00
8	Dena Bank	39	18.80	37	17.79	35	18.04	0	0.00
9	IDBI Bank Limited	3373	6163.82	2844	5447.53	546	275.60	9	0.00
10	Indian Bank	253	138.00	248	135.00	77	54.00	0	0.00
11	Indian Overseas Bank	392	290.10	392	290.10	390	288.20	2	1.90
12	Oriental Bank of Commerce	3	1.65	0	0.00	0	0.00	0	0.00
13	Punjab and Sind Bank	52	8.94	28	7.49	5	2.51	47	6.43
14	Punjab National Bank	874	716.28	342	254.08	297	132.64	4	3.76
15	State Bank of India	2936	1660.00	2936	1660.00	1615	913.00	42	30.00
16	Syndicate Bank	125	86.78	125	86.78	14	6.76	14	10.15
17	UCO Bank	6372	5101.28	5820	4862.99	4904	4704.39	439	241.03

STATEMENT - V - A (I) (contd.)

(Amt. ₹ lakh)

Sr. No.	Name of Bank	Total Bank Loans outstanding against SHGs		Out of Total - Exclusive Women SHGs		Out of Total - NRLM/SGSY SHGs		Out of Total - NULM/SJSRY SHGs	
		No. of SHGs	Loans O/S	No. of SHGs	Loans O/S	No. of SHGs	Loans O/S	No. of SHGs	Loans O/S
18	Union Bank of India	2448	1502.00	1431	761.00	1997	1153.00	95	53.00
19	United Bank of India	11294	7253.00	11206	7185.00	10101	6452.00	104	63.00
20	Vijaya Bank	95	67.59	59	43.43	59	43.43	0	0.00
	Total	35355	26929.69	30881	23518.99	25112	16572.88	779	416.23
MANIPUR									
1	Allahabad Bank	2	2.09	2	2.09	1	0.20	0	0.00
2	Bank of Baroda	30	15.00	30	15.00	19	8.00	0	0.00
3	Bank of India	0	0.00	0	0.00	0	0.00	0	0.00
4	Bank of Maharashtra	0	0.00	0	0.00	0	0.00	0	0.00
5	Canara Bank	0	0.00	0	0.00	0	0.00	0	0.00
6	Central Bank of India	9	4.26	5	1.95	5	1.95	0	0.00
7	DENA BANK	0	0.00	0	0.00	0	0.00	0	0.00
8	IDBI Bank Limited	0	0.00	0	0.00	0	0.00	0	0.00
9	Indian Bank	0	0.00	0	0.00	0	0.00	0	0.00
10	Indian Overseas Bank	9	8.63	9	8.63	9	8.63	0	0.00
11	Punjab and Sind Bank	0	0.00	0	0.00	0	0.00	0	0.00
12	Punjab National Bank	3	1.80	0	0.00	2	1.03	0	0.00
13	State Bank of India	96	120.00	96	120.00	53	66.00	1	2.00
14	UCO Bank	57	25.42	46	20.54	32	12.95	7	4.01
15	Vijaya Bank	29	43.45	29	43.45	29	43.45	0	0.00
	Total	235	220.65	217	211.66	150	142.21	8	6.01
MEGHALAYA									
1	Bank of Baroda	0	0.00	0	0.00	0	0.00	0	0.00
2	Bank of India	0	0.00	0	0.00	0	0.00	0	0.00
3	Bank of Maharashtra	0	0.00	0	0.00	0	0.00	0	0.00
4	Canara Bank	12	15.00	0	0.00	0	0.00	0	0.00
5	Central Bank of India	0	0.00	0	0.00	0	0.00	0	0.00
6	Indian Bank	3	3.00	3	3.00	0	0.00	0	0.00
7	Indian Overseas Bank	1	0.29	1	0.29	1	0.29	0	0.00
8	Punjab National Bank	4	0.23	1	0.08	2	0.15	0	0.00
9	State Bank Of India	106	69.00	106	69.00	58	38.00	1	0.00
10	Syndicate Bank	0	0.00	0	0.00	0	0.00	0	0.00

STATEMENT - V - A (I) (contd.)

(Amt. ₹ lakh)

Sr. No.	Name of Bank	Total Bank Loans outstanding against SHGs		Out of Total - Exclusive Women SHGs		Out of Total - NRLM/SGSY SHGs		Out of Total - NULM/SJSRY SHGs	
		No. of SHGs	Loans O/S	No. of SHGs	Loans O/S	No. of SHGs	Loans O/S	No. of SHGs	Loans O/S
11	UCO Bank	33	22.94	23	20.14	14	14.22	15	7.86
12	Vijaya Bank	0	0.00	0	0.00	0	0.00	0	0.00
	Total	159	110.46	134	92.51	75	52.66	16	7.86
MIZORAM									
1	Allahabad Bank	0	0.00	0	0.00	0	0.00	0	0.00
2	Bank of Baroda	0	0.00	0	0.00	0	0.00	0	0.00
3	Bank of Maharashtra	0	0.00	0	0.00	0	0.00	0	0.00
4	Canara Bank	1	1.00	0	0.00	0	0.00	1	1.00
5	Central Bank of India	0	0.00	0	0.00	0	0.00	0	0.00
6	Dena Bank	0	0.00	0	0.00	0	0.00	0	0.00
7	IDBI Bank Limited	2	6.23	2	6.23	2	0.00	0	0.00
8	State Bank of India	17	19.00	17	19.00	3	3.00	3	2.00
9	Syndicate Bank	0	0.00	0	0.00	0	0.00	0	0.00
10	UCO Bank	76	49.79	54	37.65	36	19.03	40	30.76
	Total	96	76.02	73	62.88	41	22.03	44	33.76
NAGALAND									
1	Allahabad Bank	13	7.22	9	4.90	11	5.82	0	0.00
2	Bank Of Baroda	43	19.00	39	18.00	25	11.00	0	0.00
3	Bank of India	4	1.00	4	1.00	0	0.00	0	0.00
4	Bank of Maharashtra	0	0.00	0	0.00	0	0.00	0	0.00
5	Canara Bank	3	2.00	3	2.00	0	0.00	0	0.00
6	Central Bank of India	42	32.64	0	0.00	0	0.00	0	0.00
7	Dena Bank	0	0.00	0	0.00	0	0.00	0	0.00
8	Idbi Bank Limited	18	24.30	17	22.19	0	0.00	0	0.00
9	Indian Bank	3	1.00	3	1.00	0	0.00	0	0.00
10	Indian Overseas Bank	15	23.82	15	23.82	15	23.82	0	0.00
11	Punjab and Sind Bank	0	0.00	0	0.00	0	0.00	0	0.00
12	Punjab National Bank	0	0.00	0	0.00	0	0.00	0	0.00
13	State Bank of India	443	397.00	443	397.00	243	218.00	0	0.00
14	UCO Bank	95	59.77	67	43.69	36	19.03	59	40.74
15	Vijaya Bank	16	31.56	12	27.69	12	27.69	0	0.00
	Total	695	599.31	612	541.29	342	305.36	59	40.74
SIKKIM									
1	Bank of Baroda	0	0.00	0	0.00	0	0.00	0	0.00
2	Canara Bank	79	32.00	79	32.00	13	5.00	0	0.00

STATEMENT - V - A (I) (contd.)

(Amt. ₹ lakh)

Sr. No.	Name of Bank	Total Bank Loans outstanding against SHGs		Out of Total - Exclusive Women SHGs		Out of Total - NRLM/SGSY SHGs		Out of Total - NULM/SJSRY SHGs	
		No. of SHGs	Loans O/S	No. of SHGs	Loans O/S	No. of SHGs	Loans O/S	No. of SHGs	Loans O/S
3	Central Bank of India	135	69.31	4	1.39	4	1.39	0	0.00
4	Dena Bank	0	0.00	0	0.00	0	0.00	0	0.00
5	IDBI Bank Limited	235	224.46	232	221.07	9	12.00	0	0.00
6	Indian Bank	0	0.00	0	0.00	0	0.00	0	0.00
7	Indian Overseas Bank	2	0.01	2	0.01	2	0.01	0	0.00
8	Oriental Bank of Commerce	0	0.00	0	0.00	0	0.00	0	0.00
9	Punjab National Bank	0	0.00	0	0.00	0	0.00	0	0.00
10	State Bank of India	462	357.00	462	357.00	254	196.00	0	0.00
11	UCO Bank	16	12.43	8	4.97	0	0.00	12	12.30
12	Union Bank of India	2502	2110.00	2299	1235.00	1935	1295.00	45	815.00
13	Vijaya Bank	0	0.00	0	0.00	0	0.00	0	0.00
	Total	3431	2805.21	3086	1851.44	2217	1509.40	57	827.30
	TRIPURA								
1	Bank of Baroda	6	3.00	4	1.70	4	1.24	0	0.00
2	Bank of India	9	4.00	9	4.00	0	0.00	0	0.00
3	Bank of Maharashtra	0	0.00	0	0.00	0	0.00	0	0.00
4	Canara Bank	0	0.00	0	0.00	0	0.00	0	0.00
5	Central Bank of India	0	0.00	0	0.00	0	0.00	0	0.00
6	IDBI Bank Limited	18	19.77	14	16.75	10	0.00	0	0.00
7	Indian Bank	1	1.00	1	1.00	1	1.00	0	0.00
8	Indian Overseas Bank	3	3.61	3	3.61	3	3.61	0	0.00
9	Punjab and Sind Bank	0	0.00	0	0.00	0	0.00	0	0.00
10	Punjab National Bank	0	0.00	0	0.00	0	0.00	0	0.00
11	State Bank of India	563	784.00	563	784.00	310	431.00	0	0.00
12	UCO Bank	253	183.13	217	162.63	106	92.90	111	85.90
13	United Bank of India	5126	2887.00	5054	2799.00	4512	2512.00	112	85.00
14	Vijaya Bank	6	4.29	6	4.29	6	4.29	0	0.00
	Total	5985	3889.80	5871	3776.98	4952	3046.04	223	170.90
	Total North Eastern Region	46367	34797.48	41273	30199.90	33138	21750.49	1186	1502.80

STATEMENT - V - A (I) (contd.)

(Amt. ₹ lakh)

Sr. No.	Name of Bank	Total Bank Loans outstanding against SHGs		Out of Total - Exclusive Women SHGs		Out of Total - NRLM/SGSY SHGs		Out of Total - NULM/SJSRY SHGs	
		No. of SHGs	Loans O/S	No. of SHGs	Loans O/S	No. of SHGs	Loans O/S	No. of SHGs	Loans O/S
NORTHERN REGION									
CHANDIGARH									
1	Bank of Baroda	0	0.00	0	0.00	0	0.00	0	0.00
2	Bank of Maharashtra	0	0.00	0	0.00	0	0.00	0	0.00
3	Canara Bank	3	8.00	3	8.00	0	0.00	0	0.00
4	Dena Bank	4	1.87	4	1.87	3	1.87	1	0.00
5	IDBI Bank Limited	0	0.00	0	0.00	0	0.00	0	0.00
6	Indian Bank	0	0.00	0	0.00	0	0.00	0	0.00
7	Oriental Bank of Commerce	0	0.00	0	0.00	0	0.00	0	0.00
8	Punjab and Sind Bank	4	0.28	4	0.28	0	0.00	4	0.28
9	Punjab National Bank	16	3.10	7	1.79	0	0.00	0	0.00
10	State Bank of India	2	5.00	0	0.00	0	0.00	0	0.00
11	UCO Bank	5	2.19	4	0.71	0	0.00	5	2.19
12	Union Bank of India	37	26.00	34	25.00	35	25.00	0	0.00
	Total	71	46.44	56	37.65	38	26.87	10	2.47
HARYANA									
1	Allahabad Bank	186	93.54	123	53.41	105	43.25	1	1.37
2	Andhra Bank	41	58.67	41	58.67	41	58.67	0	0.00
3	Bank of Baroda	19	7.00	17	5.00	6	2.00	0	0.00
4	Bank of India	278	231.00	74	118.00	48	79.00	0	0.00
5	Bank of Maharashtra	8	4.19	8	4.19	6	3.78	0	0.00
6	Canara Bank	221	136.00	209	126.00	78	53.00	6	6.00
7	Central Bank of India	137	63.40	38	16.74	38	16.74	0	0.00
8	Corporation Bank	38	21.55	24	18.47	17	12.76	0	0.00
9	Dena Bank	12	10.42	11	10.31	6	6.03	1	1.43
10	IDBI Bank Limited	96	48.13	94	47.42	0	0.00	0	0.00
11	Indian Bank	36	26.00	35	25.00	11	8.00	0	0.00
12	Indian Overseas Bank	16	14.59	16	14.59	16	14.59	0	0.00
13	Oriental Bank of Commerce	330	239.76	115	122.53	155	92.53	5	7.16
14	Punjab and Sind Bank	169	86.39	125	67.98	127	65.81	42	20.58
15	Punjab National Bank	3234	1974.16	1639	873.30	1444	588.71	18	16.57
16	State Bank of India	1144	806.00	1144	806.00	629	443.00	31	35.00
17	Syndicate Bank	311	230.15	284	205.29	311	230.15	0	0.00

STATEMENT - V - A (I) (contd.)

(Amt. ₹ lakh)

Sr. No.	Name of Bank	Total Bank Loans outstanding against SHGs		Out of Total - Exclusive Women SHGs		Out of Total - NRLM/SGSY SHGs		Out of Total - NULM/SJSRY SHGs	
		No. of SHGs	Loans O/S	No. of SHGs	Loans O/S	No. of SHGs	Loans O/S	No. of SHGs	Loans O/S
18	UCO Bank	424	195.66	313	159.99	154	58.15	254	131.73
19	Union Bank of India	79	168.00	62	145.00	39	49.00	25	98.00
20	Vijaya Bank	19	9.52	19	9.52	19	9.52	0	0.00
	Total	6798	4424.13	4391	2887.41	3250	1834.69	383	317.84
HIMACHAL PRADESH									
1	Allahabad Bank	14	15.45	14	15.45	11	10.33	2	3.87
2	Andhra Bank	1	0.48	1	0.48	0	0.00	1	0.48
3	Bank of Baroda	15	12.15	15	12.15	3	0.75	0	0.00
4	Bank of India	80	72.00	31	23.00	13	23.00	0	0.00
5	Bank of Maharashtra	7	7.52	7	7.52	7	7.52	0	0.00
6	Canara Bank	120	112.00	94	86.00	83	58.00	0	0.00
7	Central Bank of India	64	54.48	7	5.89	7	5.89	0	0.00
8	Corporation Bank	3	2.41	3	2.41	3	2.41	0	0.00
9	Dena Bank	0	0.00	0	0.00	0	0.00	0	0.00
10	IDBI Bank Limited	28	36.55	27	36.20	17	20.68	0	0.00
11	Indian Bank	9	4.00	9	4.00	8	3.00	0	0.00
12	Oriental Bank of Commerce	32	16.62	4	3.83	10	9.10	0	0.00
13	Punjab and Sind Bank	31	44.04	22	39.70	23	41.05	8	2.99
14	Punjab National Bank	1766	1625.57	1033	981.24	786	766.12	25	43.39
15	State Bank of India	973	878.00	872	783.00	535	483.00	1	1.00
16	Syndicate Bank	10	13.03	8	11.36	0	0.00	2	0.26
17	UCO Bank	1062	931.71	636	501.43	856	810.65	86	44.00
18	Vijaya Bank	2	2.53	2	2.53	2	2.53	0	0.00
	Total	4217	3828.54	2785	2516.19	2364	2244.03	125	95.99
JAMMU AND KASHMIR									
1	Allahabad Bank	8	3.08	0	0.00	0	0.00	0	0.00
2	Bank of Baroda	0	0.00	0	0.00	0	0.00	0	0.00
3	Canara Bank	1	1.00	0	0.00	0	0.00	0	0.00
4	Central Bank of India	5	9.46	1	0.83	1	0.83	0	0.00
5	Corporation Bank	50	11.65	40	9.77	40	9.77	0	0.00
6	Indian Bank	0	0.00	0	0.00	0	0.00	0	0.00
7	Oriental Bank of Commerce	0	0.00	0	0.00	0	0.00	0	0.00
8	Punjab and Sind Bank	29	11.09	9	6.78	29	11.09	0	0.00

STATEMENT - V - A (I) (contd.)

(Amt. ₹ lakh)

Sr. No.	Name of Bank	Total Bank Loans outstanding against SHGs		Out of Total - Exclusive Women SHGs		Out of Total - NRLM/SGSY SHGs		Out of Total - NULM/SJSRY SHGs	
		No. of SHGs	Loans O/S	No. of SHGs	Loans O/S	No. of SHGs	Loans O/S	No. of SHGs	Loans O/S
9	Punjab National Bank	484	406.39	206	146.34	124	122.24	0	0.00
10	State Bank of India	440	263.00	414	246.00	242	145.00	0	0.00
11	UCO Bank	98	64.69	69	41.19	4	0.12	93	64.44
	Total	1115	770.36	739	450.91	440	289.05	93	64.44
NEW DELHI									
1	Allahabad Bank	3	3.39	1	0.33	1	0.41	0	0.00
2	Bank of Baroda	0	0.00	0	0.00	0	0.00	0	0.00
3	Bank of India	0	0.00	0	0.00	0	0.00	0	0.00
4	Bank of Maharashtra	0	0.00	0	0.00	0	0.00	0	0.00
5	Canara Bank	25	54.00	20	51.00	0	0.00	0	0.00
6	Central Bank of India	0	0.00	0	0.00	0	0.00	0	0.00
7	Corporation Bank	43	191.47	36	156.98	0	0.00	0	0.00
8	Dena Bank	0	0.00	0	0.00	0	0.00	0	0.00
9	IDBI Bank Limited	0	0.00	0	0.00	0	0.00	0	0.00
10	Indian Bank	20	17.00	20	17.00	0	0.00	0	0.00
11	Indian Overseas Bank	10	14.09	10	14.09	10	14.09	0	0.00
12	Oriental Bank of Commerce	0	0.00	0	0.00	0	0.00	0	0.00
13	Punjab and Sind Bank	0	0.00	0	0.00	0	0.00	0	0.00
14	Punjab National Bank	81	84.83	48	41.69	1	0.22	0	0.00
15	State Bank of India	122	199.00	122	199.00	0	0.00	5	6.00
16	Syndicate Bank	0	0.00	0	0.00	0	0.00	0	0.00
17	UCO Bank	2	0.35	1	0.35	0	0.00	2	0.35
18	Union Bank of India	1	1.00	0	0.00	0	0.00	0	0.00
19	Vijaya Bank	5	4.03	5	4.03	0	0.00	5	4.03
	Total	312	569.16	263	484.47	12	14.72	12	10.38
PUNJAB									
1	Allahabad Bank	21	12.94	4	9.66	3	8.66	0	0.00
2	Andhra Bank	3	0.14	3	0.14	3	0.14	0	0.00
3	Bank of Baroda	16	25.00	14	24.00	11	18.00	0	0.00
4	Bank of India	18	11.00	12	8.00	6	1.00	0	0.00
5	Bank of Maharashtra	3	3.93	3	3.93	0	0.00	0	0.00
6	Canara Bank	58	102.00	46	94.00	0	0.00	0	0.00
7	Central Bank of India	11	9.22	4	3.19	4	3.19	0	0.00

STATEMENT - V - A (I) (contd.)

(Amt. ₹ lakh)

Sr. No.	Name of Bank	Total Bank Loans outstanding against SHGs		Out of Total - Exclusive Women SHGs		Out of Total - NRLM/SGSY SHGs		Out of Total - NULM/SJSRY SHGs	
		No. of SHGs	Loans O/S	No. of SHGs	Loans O/S	No. of SHGs	Loans O/S	No. of SHGs	Loans O/S
8	Corporation Bank	1	0.01	0	0.00	0	0.00	0	0.00
9	Dena Bank	11	2.30	11	2.30	9	2.05	0	0.00
10	IDBI Bank Limited	5	22.91	4	22.65	0	0.00	0	0.00
11	Indian Bank	22	34.00	22	33.00	4	1.00	0	0.00
12	Indian Overseas Bank	14	18.91	14	18.91	14	18.91	0	0.00
13	Oriental Bank of Commerce	125	138.28	38	37.43	38	16.26	0	0.00
14	Punjab and Sind Bank	536	379.81	399	327.76	504	361.89	32	17.92
15	Punjab National Bank	3222	1836.84	1125	646.95	639	352.80	6	0.78
16	State Bank of India	1286	739.00	1232	684.00	707	406.00	11	9.00
17	Syndicate Bank	9	4.16	8	3.90	0	0.00	2	0.26
18	UCO Bank	109	97.46	87	76.25	12	28.20	36	25.09
19	Union Bank of India	0	0.00	0	0.00	0	0.00	0	0.00
20	Vijaya Bank	13	16.85	8	9.43	8	9.43	0	0.00
	Total	5483	3454.76	3034	2005.50	1962	1227.53	87	53.05
	RAJASTHAN								
1	Allahabad Bank	219	66.98	186	58.25	185	49.68	0	0.00
2	Andhra Bank	45	19.62	45	19.62	40	18.55	5	1.07
3	Bank of Baroda	8945	3745.00	8515	3512.00	5142	2684.00	11	9.00
4	Bank of India	195	112.00	147	89.00	137	92.00	0	0.00
5	Bank of Maharashtra	5	1.84	3	0.92	0	0.00	0	0.00
6	Canara Bank	71	27.00	59	24.00	6	1.00	1	1.00
7	Central Bank of India	1442	279.72	272	33.68	272	33.68	0	0.00
8	Corporation Bank	23	9.69	21	9.36	15	7.21	0	0.00
9	Dena Bank	23	9.21	15	5.98	21	8.24	0	0.00
10	IDBI Bank Limited	1067	1434.43	1041	1389.32	0	0.00	0	0.00
11	Indian Bank	34	21.00	33	21.00	6	2.00	0	0.00
12	Indian Overseas Bank	139	51.96	139	51.96	139	51.96	0	0.00
13	Oriental Bank of Commerce	92	48.75	20	12.10	37	21.17	2	0.00
14	Punjab and Sind Bank	146	44.37	50	18.53	75	22.96	71	21.41
15	Punjab National Bank	0	0.00	0	0.00	0	0.00	0	0.00
16	State Bank of India	13781	6367.00	12671	5666.00	7579	3502.00	37	25.00
17	Syndicate Bank	60	19.18	52	16.87	16	5.62	0	0.00
18	UCO Bank	2690	925.93	1743	680.85	1283	517.80	1328	368.93

STATEMENT - V - A (I) (contd.)

(Amt. ₹ lakh)

Sr. No.	Name of Bank	Total Bank Loans outstanding against SHGs		Out of Total - Exclusive Women SHGs		Out of Total - NRLM/SGSY SHGs		Out of Total - NULM/SJSRY SHGs	
		No. of SHGs	Loans O/S	No. of SHGs	Loans O/S	No. of SHGs	Loans O/S	No. of SHGs	Loans O/S
19	Union Bank of India	0	0.00	0	0.00	0	0.00	0	0.00
20	Vijaya Bank	25	11.16	25	11.16	25	11.16	0	0.00
	Total	29002	13194.84	25037	11620.60	14978	7029.03	1455	426.41
	Total Northern Region	46998	26288.23	36305	20002.73	23044	12665.92	2165	970.58
SOUTHERN REGION									
ANDHRA PRADESH									
1	Allahabad Bank	2392	4557.56	1984	3979.65	1712	3474.77	230	370.93
2	Andhra Bank	162278	478540.46	161537	477653.94	126366	388485.25	35171	89168.69
3	Bank of Baroda	8479	20676.00	8351	20241.00	5845	5641.00	415	856.00
4	Bank of India	11028	22545.00	10684	22102.00	5571	9689.00	0	0.00
5	Bank of Maharashtra	531	1009.84	272	482.20	366	722.95	4	8.50
6	Canara Bank	22481	78677.00	21418	76165.00	8432	28652.00	0	0.00
7	Central Bank of India	6263	15191.69	1919	4619.74	1919	4619.74	0	0.00
8	Corporation Bank	11354	23869.68	9642	19889.37	7276	15069.52	0	0.00
9	Dena Bank	12	29.69	12	29.69	2	4.98	6	18.90
10	IDBI Bank Limited	79	205.00	78	200.96	0	0.00	0	0.00
11	Indian Bank	50686	162560.00	49672	159309.00	27588	86941.00	1680	4791.00
12	Indian Overseas Bank	19454	38565.61	19201	38081.94	19123	37880.74	78	201.20
13	Oriental Bank of Commerce	207	414.83	3	5.11	66	142.41	3	11.33
14	Punjab and Sind Bank	3	0.70	0	0.00	0	0.00	3	0.70
15	Punjab National Bank	1514	2471.93	940	1577.31	101	162.89	3	14.73
16	State Bank of India	195638	510491.00	175485	458237.00	107601	280770.00	9453	21202.00
17	Syndicate Bank	57466	177435.38	53630	157285.01	1214	655.25	97	77.82
18	UCO Bank	2030	4166.75	1740	3569.84	441	775.76	49	29.34
19	Union Bank of India	31232	203061.00	30167	201375.00	19922	37274.00	10255	164101.00
20	Vijaya Bank	6138	13648.43	5977	13326.35	5947	13286.91	30	39.44
	Total	589265	1758117.55	552712	1658130.11	339492	914248.17	57477	280891.58
KARNATAKA									
1	Allahabad Bank	82	131.69	28	44.12	6	14.76	11	11.82
2	Andhra Bank	84	157.73	81	149.54	50	95.82	31	53.72
3	Bank of Baroda	331	468.00	316	455.00	245	374.00	0	0.00
4	Bank of India	3055	2615.00	850	1944.00	2770	1835.00	0	0.00
5	Bank of Maharashtra	93	134.19	72	107.35	1	1.05	4	6.21
6	Canara Bank	30927	83272.00	29524	79491.00	4238	11336.00	103	241.00

STATEMENT - V - A (I) (contd.)

(Amt. ₹ lakh)

Sr. No.	Name of Bank	Total Bank Loans outstanding against SHGs		Out of Total - Exclusive Women SHGs		Out of Total - NRLM/SGSY SHGs		Out of Total - NULM/SJSRY SHGs	
		No. of SHGs	Loans O/S	No. of SHGs	Loans O/S	No. of SHGs	Loans O/S	No. of SHGs	Loans O/S
7	Central Bank of India	398	994.52	128	232.10	128	232.10	0	0.00
8	Corporation Bank	114026	188721.03	94568	166702.78	74118	130705.25	0	0.00
9	Dena Bank	103	106.79	96	101.83	80	63.93	11	13.40
10	IDBI Bank Limited	70480	170705.01	55166	143298.21	21829	80423.12	3	27.32
11	Indian Bank	789	1900.00	773	1862.00	400	926.00	94	238.00
12	Indian Overseas Bank	2752	4744.29	2737	4718.74	2732	4711.24	5	7.50
13	Oriental Bank of Commerce	45	118.72	4	8.46	5	12.88	5	16.23
14	Punjab and Sind Bank	2	2.25	2	2.25	0	0.00	2	2.25
15	Punjab National Bank	187	413.84	65	107.92	31	53.14	1	1.28
16	State Bank of India	34015	73511.00	29903	66843.00	18708	40431.00	325	425.00
17	Syndicate Bank	31932	69966.56	28450	65278.27	348	78.85	1324	1649.94
18	UCO Bank	511	553.73	322	398.39	67	140.00	305	229.57
19	Union Bank of India	215554	99252.00	215428	99140.00	125636	53886.00	89796	45264.00
20	Vijaya Bank	17161	57185.84	16138	54617.71	16017	54442.66	121	175.05
	Total	522527	754954.19	474651	685502.67	267409	379762.80	92141	48362.29
	KERALA								
1	Allahabad Bank	63	72.57	4	7.92	2	7.13	1	1.00
2	Andhra Bank	187	252.54	180	247.50	122	148.01	58	99.49
3	Bank Of Baroda	742	1443.00	725	1389.00	512	1299.00	0	0.00
4	Bank Of India	6866	7896.00	6787	7330.00	1305	1974.00	0	0.00
5	Bank Of Maharashtra	48	110.38	36	81.30	0	0.00	0	0.00
6	Canara Bank	23711	57919.00	22250	55893.00	11990	31681.00	11	10.00
7	Central Bank Of India	5717	18579.82	671	1927.27	671	1927.27	0	0.00
8	Corporation Bank	2817	5318.12	2479	4496.22	1994	3272.59	0	0.00
9	Dena Bank	49	103.77	47	102.99	48	103.77	1	0.00
10	IDBI BANK LIMITED	6507	14094.50	5574	12659.93	171	918.37	7	56.39
11	Indian Bank	7435	25016.00	7286	24516.00	506	1431.00	232	882.00
12	Indian Overseas Bank	8297	16084.99	8242	15932.80	8234	15910.43	8	22.37
13	Oriental Bank Of Commerce	30	22.85	3	1.94	0	0.00	14	4.98
14	Punjab And Sind Bank	3	2.18	2	2.17	0	0.00	3	2.18
15	Punjab National Bank	4199	7834.67	1141	1878.82	776	1294.20	26	138.06

STATEMENT - V - A (I) (contd.)

(Amt. ₹ lakh)

Sr. No.	Name of Bank	Total Bank Loans outstanding against SHGs		Out of Total - Exclusive Women SHGs		Out of Total - NRLM/SGSY SHGs		Out of Total - NULM/SJSRY SHGs	
		No. of SHGs	Loans O/S	No. of SHGs	Loans O/S	No. of SHGs	Loans O/S	No. of SHGs	Loans O/S
16	State Bank of India	6766	10208.00	6140	9195.00	3721	5614.00	156	495.00
17	Syndicate Bank	3721	11244.60	3521	10664.17	100	12.22	155	178.59
18	Uco Bank	760	930.70	536	762.99	207	417.09	231	156.65
19	Union Bank of India	27782	35242.00	26961	34024.00	25350	30602.00	1642	3207.00
20	Vijaya Bank	2106	5090.43	2048	4891.86	2048	4891.86	0	0.00
	Total	107806	217466.12	94633	186004.88	57757	101503.94	2545	5253.71
LAKSHADWEEP UT									
1	Syndicate Bank	0	0.00	0	0.00	0	0.00	0	0.00
2	UCO Bank	2	0.46	1	0.10	2	0.46	0	0.00
	Total	2	0.46	1	0.10	2	0.46	0	0.00
PUDUCHERRY									
1	Andhra Bank	86	265.28	85	263.86	22	48.73	63	215.13
2	Bank of Baroda	31	82.00	31	82.00	21	60.00	0	0.00
3	Bank of India	339	485.00	339	485.00	0	0.00	0	0.00
4	Central Bank of India	109	82.13	0	0.00	0	0.00	0	0.00
5	Corporation Bank	376	287.97	292	232.26	289	229.87	0	0.00
6	Dena Bank	1	2.41	1	2.41	1	2.41	0	0.00
7	IDBI Bank Limited	320	509.31	313	489.06	0	0.00	0	0.00
8	Indian Bank	1869	3327.00	1832	3260.00	1655	2534.00	62	77.00
9	Indian Overseas Bank	556	817.75	556	817.75	556	817.75	0	0.00
10	Oriental Bank of Commerce	0	0.00	0	0.00	0	0.00	0	0.00
11	Punjab National Bank	1	5.00	0	0.00	0	0.00	0	0.00
12	State Bank of India	137	460.00	137	460.00	75	253.00	18	20.00
13	Syndicate Bank	14	20.65	14	20.65	14	20.65	0	0.00
14	UCO Bank	298	175.10	173	129.13	12	33.20	228	78.17
15	Vijaya Bank	72	143.85	70	133.95	70	133.95	0	0.00
	Total	4209	6663.45	3843	6376.07	2715	4133.56	371	390.30
TAMIL NADU									
1	Allahabad Bank	209	185.02	79	93.52	53	75.40	20	13.95
2	Andhra Bank	579	689.07	565	675.50	310	392.49	255	283.01
3	Bank of Baroda	3645	1532.00	3465	1421.00	1621	984.00	9	5.00
4	Bank of India	15985	21461.00	14931	18227.00	1617	1867.00	421	647.00
5	Bank of Maharashtra	228	184.17	180	161.48	61	45.45	0	0.00
6	Canara Bank	24544	56392.00	22269	52775.00	1109	2881.00	456	629.00
7	Central Bank of India	4612	9886.96	1893	3770.64	1893	3770.64	0	0.00
8	Corporation Bank	5825	7466.55	4988	6216.90	2937	3853.48	0	0.00

STATEMENT - V - A (I) (contd.)

(Amt. ₹ lakh)

Sr. No.	Name of Bank	Total Bank Loans outstanding against SHGs		Out of Total - Exclusive Women SHGs		Out of Total - NRLM/SGSY SHGs		Out of Total - NULM/SJSRY SHGs	
		No. of SHGs	Loans O/S	No. of SHGs	Loans O/S	No. of SHGs	Loans O/S	No. of SHGs	Loans O/S
9	Dena Bank	390	294.28	297	220.51	213	164.99	97	81.15
10	IDBI Bank Limited	5444	12491.19	5342	12296.08	43	292.69	61	0.00
11	Indian Bank	72204	169058.00	70760	165677.00	30068	64328.00	3600	9477.00
12	Indian Overseas Bank	56157	77212.23	55899	76768.12	55754	75978.00	145	790.12
13	Oriental Bank of Commerce	185	226.65	71	86.24	47	65.96	22	23.39
14	Punjab and Sind Bank	0	0.00	0	0.00	0	0.00	0	0.00
15	Punjab National Bank	0	0.00	0	0.00	0	0.00	0	0.00
16	State Bank of India	5897	6902.00	5894	6896.00	3243	3796.00	825	1122.00
17	Syndicate Bank	5531	14134.07	5224	13408.96	50	67.50	190	257.73
18	UCO Bank	1640	1390.98	1289	1157.45	260	437.11	257	86.13
19	Union Bank of India	0	0.00	0	0.00	0	0.00	0	0.00
20	Vijaya Bank	1162	1965.32	1114	1900.00	997	1716.00	117	184.00
	Total	204237	381471.49	194260	361751.40	100276	160715.71	6475	13599.48
TELANGANA									
1	Allahabad Bank	1499	2637.07	1385	2438.22	1311	2333.78	8	32.41
2	Andhra Bank	73672	172700.90	73271	172285.44	58366	140444.10	14905	31841.34
3	Bank of Baroda	2351	3726.00	2215	3514.00	1944	3328.00	35	126.00
4	Bank of India	1302	2064.00	1302	2064.00	455	883.00	0	0.00
5	Bank of Maharashtra	529	730.45	378	515.75	383	527.21	1	3.28
6	Canara Bank	14437	43711.00	13709	42762.00	1731	7515.00	6	23.00
7	Central Bank of India	7164	14749.89	3650	7152.49	3650	7152.49	0	0.00
8	Corporation Bank	5164	9738.31	4396	7897.67	2150	4396.06	0	0.00
9	Dena Bank	614	1172.68	591	1144.72	24	5.89	294	560.82
10	IDBI Bank Limited	10	1551.48	8	1544.94	0	0.00	0	0.00
11	Indian Bank	12469	32759.00	12220	32104.00	691	1441.00	1803	4562.00
12	Indian Overseas Bank	8089	11486.54	8039	11366.00	8017	11294.10	22	71.90
13	Oriental Bank of Commerce	101	144.02	3	3.72	46	27.23	7	30.68
14	Punjab National Bank	2835	5756.22	2166	4289.75	929	1632.36	1	1.95
15	State Bank of India	135297	281598.00	121796	254886.00	74413	154879.00	3630	5828.00
16	Syndicate Bank	15614	45006.39	11871	41669.50	30	30.43	1	0.80
17	UCO Bank	1844	3168.18	1677	2920.24	209	451.14	30	7.52
18	Vijaya Bank	2257	4997.28	2226	4952.49	2077	4673.12	149	279.37
	Total	285248	637697.41	260903	593510.93	156426	341013.91	20892	43369.07
	Total Southern Region	1713294	3756370.67	1581003	3491276.16	924077	1901378.55	179901	391866.43

STATEMENT - V - A (I) (contd.)

(Amt. ₹ lakh)

Sr. No.	Name of Bank	Total Bank Loans outstanding against SHGs		Out of Total - Exclusive Women SHGs		Out of Total - NRLM/SGSY SHGs		Out of Total - NULM/SJSRY SHGs	
		No. of SHGs	Loans O/S	No. of SHGs	Loans O/S	No. of SHGs	Loans O/S	No. of SHGs	Loans O/S
WESTERN REGION									
DAMAN AND DIU									
1	Dena Bank	0	0.00	0	0.00	0	0.00	0	0.00
2	Oriental Bank of Commerce	0	0.00	0	0.00	0	0.00	0	0.00
3	State Bank of India	0	0.00	0	0.00	0	0.00	0	0.00
	Total	0	0.00	0	0.00	0	0.00	0	0.00
DADRA NAGAR HAVELI									
1	Canara Bank	0	0.00	0	0.00	0	0.00	0	0.00
2	Dena Bank	216	66.11	184	58.27	216	66.11	0	0.00
3	IDBI Bank Limited	0	0.00	0	0.00	0	0.00	0	0.00
4	State Bank of India	3	2.00	1	1.00	0	0.00	0	0.00
	Total	219	68.11	185	59.27	216	66.11	0	0.00
GOA									
1	Bank of Baroda	32	49.00	29	46.00	19	21.00	2	1.00
2	Bank of India	220	354.00	160	302.00	126	259.00	0	0.00
3	Bank of Maharashtra	21	15.96	20	15.66	5	8.30	0	0.00
4	Canara Bank	93	220.00	82	196.00	8	16.00	1	1.00
5	Central Bank of India	23	44.48	5	5.07	5	5.07	0	0.00
6	Corporation Bank	85	221.56	75	201.05	75	201.05	0	0.00
7	Dena Bank	33	57.78	32	57.57	27	48.84	2	1.36
8	IDBI Bank Limited	2	5.95	2	5.95	0	0.00	0	0.00
9	Indian Bank	1	1.00	1	1.00	1	1.00	0	0.00
10	Indian Overseas Bank	60	94.21	60	94.21	60	94.21	0	0.00
11	Oriental Bank of Commerce	1	3.01	1	3.01	1	3.01	0	0.00
12	Punjab National Bank	0	0.00	0	0.00	0	0.00	0	0.00
13	State Bank of India	222	402.00	222	402.00	122	221.00	0	0.00
14	Syndicate Bank	14	40.59	14	40.59	14	40.59	0	0.00
15	UCO Bank	16	22.81	9	11.79	1	1.28	12	19.92
16	Vijaya Bank	0	0.00	0	0.00	0	0.00	0	0.00
	Total	823	1532.35	712	1381.90	464	920.35	17	23.28
GUJARAT									
1	Allahabad Bank	18	11.96	18	11.33	10	5.68	7	5.97
2	Andhra Bank	6	2.01	6	2.01	4	2.01	2	0.00
3	Bank of Baroda	9833	4884.00	8948	4215.00	6184	4154.00	8	4.00
4	Bank of India	1591	634.00	1308	439.00	1041	505.00	23	13.00
5	Bank of Maharashtra	102	54.83	84	43.23	7	4.16	0	0.00

STATEMENT - V - A (I) (contd.)

(Amt. ₹ lakh)

Sr. No.	Name of Bank	Total Bank Loans outstanding against SHGs		Out of Total - Exclusive Women SHGs		Out of Total - NRLM/SGSY SHGs		Out of Total - NULM/SJSRY SHGs	
		No. of SHGs	Loans O/S	No. of SHGs	Loans O/S	No. of SHGs	Loans O/S	No. of SHGs	Loans O/S
6	Canara Bank	18	14.00	16	13.00	2	1.00	0	0.00
7	Central Bank of India	1039	418.73	385	127.27	385	127.27	0	0.00
8	Corporation Bank	130	56.22	103	46.34	100	44.95	0	0.00
9	Dena Bank	7314	2772.83	7008	2629.01	6533	2521.63	256	65.72
10	IDBI Bank Limited	2	2.50	2	2.50	0	0.00	0	0.00
11	Indian Bank	633	474.00	620	465.00	40	29.00	0	0.00
12	Indian Overseas Bank	165	90.62	160	87.60	156	80.00	4	7.60
13	Oriental Bank of Commerce	16	4.13	10	1.14	1	0.08	0	0.00
14	Punjab and Sind Bank	0	0.00	0	0.00	0	0.00	0	0.00
15	Punjab National Bank	181	82.35	25	13.02	32	5.77	2	4.81
16	State Bank of India	3928	2038.00	3582	1806.00	2160	1121.00	30	15.00
17	Syndicate Bank	154	77.56	154	77.56	44	13.69	77	13.69
18	UCO Bank	575	211.52	446	166.27	77	19.59	294	102.39
19	Union Bank of India	160	762.00	23	674.00	40	690.00	65	38.00
20	Vijaya Bank	38	18.24	35	15.15	35	15.15	2	2.93
	TOTAL	25903	12609.50	22933	10834.43	16851	9339.98	770	273.11
	MAHARASHTRA								
1	Allahabad Bank	1107	758.30	872	468.10	819	413.55	30	21.09
2	Andhra Bank	288	145.21	283	143.70	212	108.60	71	35.10
3	Bank of Baroda	2475	17056.00	2235	16458.00	1722	14512.00	18	65.00
4	Bank of India	8788	6145.00	7596	5701.00	5210	3519.00	622	638.00
5	Bank of Maharashtra	13132	11992.13	8780	7498.97	4385	3507.68	451	476.58
6	Canara Bank	1040	1142.00	966	1066.00	144	141.00	63	76.00
7	Central Bank of India	4382	2869.73	903	662.36	903	662.36	0	0.00
8	Corporation Bank	192	153.63	167	117.77	102	68.16	0	0.00
9	Dena Bank	1995	1345.76	1740	1163.43	1360	900.63	217	149.43
10	IDBI Bank Limited	7317	9685.67	7169	9482.46	808	788.12	97	4.63
11	Indian Bank	569	1420.00	558	1392.00	75	74.00	0	0.00
12	Indian Overseas Bank	330	820.00	330	820.00	324	808.75	6	11.25
13	Oriental Bank of Commerce	30	15.56	5	1.60	10	5.91	17	8.23
14	Punjab and Sind Bank	8	5.56	2	3.27	2	3.27	6	2.29
15	Punjab National Bank	741	439.13	307	197.12	340	176.62	16	7.32

STATEMENT - V - A (I) (contd.)

(Amt. ₹ lakh)

Sr. No.	Name of Bank	Total Bank Loans outstanding against SHGs		Out of Total - Exclusive Women SHGs		Out of Total - NRLM/SGSY SHGs		Out of Total - NULM/SJSRY SHGs	
		No. of SHGs	Loans O/S	No. of SHGs	Loans O/S	No. of SHGs	Loans O/S	No. of SHGs	Loans O/S
16	State Bank of India	22370	17429.00	20160	15654.00	12303	9586.00	1278	1498.00
17	Syndicate Bank	701	712.02	653	657.81	188	64.50	297	37.51
18	UCO Bank	1642	929.21	1212	722.55	423	251.29	1036	619.89
19	Union Bank of India	2625	2469.00	2452	2355.00	1924	1610.00	621	800.00
20	Vijaya Bank	385	383.38	369	363.52	297	291.41	72	72.11
	Total	70117	75916.29	56759	64928.66	31551	37492.85	4918	4522.43
	Total Western Region	97062	90126.25	80589	77204.26	49082	47819.29	5705	4818.82
	Grand Total	2646914	4462221.60	2337699	4065666.10	1484996	2320341.69	220628	417926.37
PUBLIC SECTOR BANKS - ALL INDIA POSITION									
1	Allahabad Bank	80301	87076.84	67344	68772.86	65261	69559.32	1354	964.51
2	Andhra Bank	241431	656510.41	240195	655130.24	189198	532964.01	50997	122166.23
3	Bank of Baroda	73407	76650.89	69602	73348.50	42121	48260.99	1193	1523.00
4	Bank of India	127569	103418.00	110924	93896.00	78085	52480.00	8928	5056.00
5	Bank of Maharashtra	15742	14980.63	10664	9417.54	5709	5042.23	508	519.49
6	Canara Bank	135240	338869.00	126782	324550.00	34398	89391.00	866	1197.00
7	Central Bank of India	104534	113048.13	26295	29349.96	26295	29349.96	0	0.00
8	Corporation Bank	140577	236435.28	117190	206289.44	89290	157963.20	0	0.00
9	Dena Bank	15696	8473.04	14273	7691.12	12706	6080.73	1266	1036.39
10	IDBI Bank Limited	110644	235635.22	91722	203319.84	24033	83020.19	203	159.14
11	Indian Bank	153136	403550.00	150075	395481.00	63639	160610.00	7524	20074.00
12	Indian Overseas Bank	105265	157854.11	104567	156539.50	104158	155318.24	409	1226.34
13	Oriental Bank of Commerce	2566	2128.70	426	350.76	1064	745.71	140	162.82
14	Punjab and Sind Bank	1920	964.03	1253	717.54	1397	761.11	523	202.92
15	Punjab National Bank	88251	70873.27	48710	37466.94	43753	31985.57	542	718.82
16	State Bank of India	590984	1055141.00	535548	954574.00	324956	580194.00	18546	33503.00
17	Syndicate Bank	122147	324598.13	109098	294040.59	3836	2750.16	2730	2764.45
18	UCO Bank	109105	81742.56	90868	70923.21	61353	47554.71	20114	10207.83
19	Union Bank of India	289124	351822.00	284990	345310.00	182783	132129.00	102987	214868.00
20	United Bank of India	108909	58277.00	108235	57630.00	102538	54083.00	1281	805.00
21	Vijaya Bank	30366	84173.36	28938	80867.06	28423	80098.56	517	771.43
	Total	2646914	4462221.60	2337699	4065666.10	1484996	2320341.69	220628	417926.37

STATEMENT - V - A (II)

Progress under Microfinance - Bank Loans outstanding against SHGs as on 31 March 2018 - Private Sector Com. Banks

(Amt. ₹ lakh)

Sr. No.	Name of Bank	Total Bank Loans outstanding against SHGs		Out of Total - Exclusive Women SHGs		Out of Total- NRLM/SGSY SHGs		Out of Total - NULM/SJSRY SHGs	
		No. of SHGs	Loans O/S	No. of SHGs	Loans O/S	No. of SHGs	Loans O/S	No. of SHGs	Loans O/S
CENTRAL REGION									
CHHATTISGARH									
1	Axis Bank Limited	16	7.83	16	7.83	13	6.63	3	1.20
2	DCB Bank Limited	4713	4759.22	4713	4759.22	0	0.00	0	0.00
3	HDFC Bank Ltd.	2	1.16	2	1.16	0	0.00	0	0.00
4	Karnataka Bank Ltd	0	0.00	0	0.00	0	0.00	0	0.00
5	Karur Vysya Bank Ltd	0	0.00	0	0.00	0	0.00	0	0.00
6	South Indian Bank Ltd	0	0.00	0	0.00	0	0.00	0	0.00
7	YES Bank Ltd.	0	0.00	0	0.00	0	0.00	0	0.00
	Total	4731	4768.21	4731	4768.21	13	6.63	3	1.20
MADHYA PRADESH									
1	Axis Bank Limited	3	0.70	3	0.70	3	0.70	0	0.00
2	Catholic Syrian Bank Ltd	0	0.00	0	0.00	0	0.00	0	0.00
3	DCB Bank Limited	842	482.64	842	482.64	0	0.00	0	0.00
4	HDFC Bank Ltd.	159	152.24	159	152.24	0	0.00	0	0.00
5	ICICI Bank Limited	4222	3124.92	4220	3122.16	2	2.76	0	0.00
6	South Indian Bank Ltd	0	0.00	0	0.00	0	0.00	0	0.00
7	YES Bank Ltd.	1202	646.08	1202	646.08	0	0.00	0	0
	Total	6428	4406.58	6426	4403.82	5	3.46	0	0.00
UTTARAKHAND									
1	HDFC Bank Ltd.	0	0.00	0	0.00	0	0.00	0	0.00
2	ICICI Bank Limited	0	0.00	0	0.00	0	0.00	0	0.00
3	Karnataka Bank Ltd	18	390.24	9	63.52	0	0.00	0	0.00
4	Nainital Bank Ltd	105	47.10	94	44.10	105	47.10	0	0.00
5	YES Bank Ltd.	312	206.37	312	206.37	0	0.00	0	0.00
	Total	435	643.71	415	313.99	105	47.10	0	0.00
UTTAR PRADESH									
1	HDFC Bank Ltd.	0	0.00	0	0.00	0	0.00	0	0.00
2	ICICI Bank Limited	0	0.00	0	0.00	0	0.00	0	0.00
3	Indusind Bank Ltd	0	0.00	0	0.00	0	0.00	0	0.00
4	Karnataka Bank Ltd	35	504.90	31	382.20	0	0.00	0	0.00
5	Kotak Mahindra Bank Ltd.	0	0.00	0	0.00	0	0.00	0	0.00
6	Nainital Bank Ltd	14	11.60	13	10.30	14	11.60	0	0.00
7	South Indian Bank Ltd	0	0.00	0	0.00	0	0.00	0	0.00
8	YES Bank Ltd.	2092	1519.04	2092	1519.04	0	0.00	0	0.00
	Total	2141	2035.54	2136	1911.54	14	11.60	0	0.00
	Total Central Region	13735	11854.04	13708	11397.56	137	68.79	3	1.20

STATEMENT - V - A (II) (contd.)

(Amt. ₹ lakh)

Sr. No.	Name of Bank	Total Bank Loans outstanding against SHGs		Out of Total - Exclusive Women SHGs		Out of Total- NRLM/SGSY SHGs		Out of Total - NULM/SJSRY SHGs	
		No. of SHGs	Loans O/S	No. of SHGs	Loans O/S	No. of SHGs	Loans O/S	No. of SHGs	Loans O/S
EASTERN REGION									
BIHAR									
1	HDFC Bank Ltd.	19	14.64	19	14.64	0	0.00	0	0.00
2	ICICI Bank Limited	0	0.00	0	0.00	0	0.00	0	0.00
3	YES Bank Ltd.	5	0.76	5	0.76	0	0.00	0	0.00
	Total	24	15.40	24	15.40	0	0.00	0	0.00
JHARKHAND									
1	HDFC Bank Ltd.	1	0.15	1	0.15	0	0.00	0	0.00
2	ICICI Bank Limited	0	0.00	0	0.00	0	0.00	0	0.00
3	Karnataka Bank Ltd	0	0.00	0	0.00	0	0.00	0	0.00
4	YES Bank Ltd.	30	5.92	30	5.92	0	0.00	0	0.00
	Total	31	6.07	31	6.07	0	0.00	0	0.00
ODISHA									
1	Axis Bank Limited	68	36.36	68	36.36	66	35.86	2	0.50
2	DCB Bank Limited	12724	14998.58	12724	14998.58	0	0.00	0	0.00
3	HDFC Bank Ltd.	1814	2276.80	1814	2276.80	0	0.00	0	0.00
4	ICICI Bank Limited	153	147.84	153	147.84	0	0.00	0	0.00
5	Karnataka Bank Ltd	0	0.00	0	0.00	0	0.00	0	0.00
6	Karur Vysya Bank Ltd	0	0.00	0	0.00	0	0.00	0	0.00
7	YES Bank Ltd.	3469	2326.00	3469	2326.00	0	0.00	0	0.00
	Total	18228	19785.58	18228	19785.58	66	35.86	2	0.50
WEST BENGAL									
1	HDFC Bank Ltd.	20	31.63	20	31.63	0	0.00	0	0.00
2	ICICI Bank Limited	0	0.00	0	0.00	0	0.00	0	0.00
3	IDFC Bank Limited	0	0.00	0	0.00	0	0.00	0	0.00
4	Karnataka Bank Ltd	1	175.00	0	0.00	0	0.00	0	0.00
5	YES Bank Ltd.	0	0.00	0	0.00	0	0.00	0	0.00
	Total	21	206.63	20	31.63	0	0.00	0	0.00
	Total Eastern Region	18304	20013.68	18303	19838.68	66	35.86	2	0.50
NORTH EASTERN REGION									
ASSAM									
1	HDFC Bank Ltd.	24	25.27	24	25.27	0	0.00	0	0.00
2	ICICI Bank Limited	0	0.00	0	0.00	0	0.00	0	0.00
3	Indusind Bank Ltd	0	0.00	0	0.00	0	0.00	0	0.00
	Total	24	25.27	24	25.27	0	0.00	0	0.00
MEGHALAYA									
1	HDFC Bank Ltd.	0	0.00	0	0.00	0	0.00	0	0.00
	Total	0	0.00	0	0.00	0	0.00	0	0.00

STATEMENT - V - A (II) (contd.)

(Amt. ₹ lakh)

Sr. No.	Name of Bank	Total Bank Loans outstanding against SHGs		Out of Total - Exclusive Women SHGs		Out of Total- NRLM/SGSY SHGs		Out of Total - NULM/SJSRY SHGs	
		No. of SHGs	Loans O/S	No. of SHGs	Loans O/S	No. of SHGs	Loans O/S	No. of SHGs	Loans O/S
NAGALAND									
1	ICICI Bank Limited	1	0.29	0	0.00	1	0.29	0	0.00
	Total	1	0.29	0	0.00	1	0.29	0	0.00
SIKKIM									
1	HDFC Bank Ltd.	0	0.00	0	0.00	0	0.00	0	0.00
	Total	0	0.00	0	0.00	0	0.00	0	0.00
TRIPURA									
1	HDFC Bank Ltd.	0	0.00	0	0.00	0	0.00	0	0.00
	Total	0	0.00	0	0.00	0	0.00	0	0.00
	Total North Eastern Region	25	25.56	24	25.27	1	0.29	0	0.00
NORTHERN REGION									
CHANDIGARH									
1	Catholic Syrian Bank Ltd	0	0.00	0	0.00	0	0.00	0	0.00
	Total	0	0.00	0	0.00	0	0.00	0	0.00
HARYANA									
1	Axis Bank Limited	14	5.93	14	5.93	14	5.93	0	0.00
2	HDFC Bank Ltd.	22	21.89	22	21.89	0	0.00	0	0.00
3	ICICI Bank Limited	0	0.00	0	0.00	0	0.00	0	0.00
4	Karnataka Bank Ltd	3	1.34	0	0.00	0	0.00	0	0.00
5	South Indian Bank Ltd	1	1.18	1	1.18	0	0.00	0	0.00
6	YES Bank Ltd.	384	137.80	384	137.80	0	0.00	0	0.00
	Total	424	168.14	421	166.80	14	5.93	0	0.00
HIMACHAL PRADESH									
1	ICICI Bank Limited	0	0.00	0	0.00	0	0.00	0	0.00
2	YES Bank Ltd.	17	6.76	17	6.76	0	0.00	0	0.00
	Total	17	6.76	17	6.76	0	0.00	0	0.00
JAMMU AND KASHMIR									
1	HDFC Bank Ltd.	0	0.00	0	0.00	0	0.00	0	0.00
2	ICICI Bank Limited	0	0.00	0	0.00	0	0.00	0	0.00
3	Jammu & Kashmir Bank Ltd	6151	6290.15	5916	5666.58	5953	3373.43	90	47.18
	Total	6151	6290.15	5916	5666.58	5953	3373.43	90	47.18
NEW DELHI									
1	Catholic Syrian Bank Ltd	0	0.00	0	0.00	0	0.00	0	0.00
2	HDFC Bank Ltd.	0	0.00	0	0.00	0	0.00	0	0.00
3	ICICI Bank Limited	0	0.00	0	0.00	0	0.00	0	0.00
4	Karnataka Bank Ltd	1	50.00	0	0.00	0	0.00	0	0.00

STATEMENT - V - A (II) (contd.)

(Amt. ₹ lakh)

Sr. No.	Name of Bank	Total Bank Loans outstanding against SHGs		Out of Total - Exclusive Women SHGs		Out of Total- NRLM/SGSY SHGs		Out of Total - NULM/SJSRY SHGs	
		No. of SHGs	Loans O/S	No. of SHGs	Loans O/S	No. of SHGs	Loans O/S	No. of SHGs	Loans O/S
5	South Indian Bank Ltd	0	0.00	0	0.00	0	0.00	0	0.00
	Total	1	50.00	0	0.00	0	0.00	0	0.00
PUNJAB									
1	HDFC Bank Ltd.	0	0.00	0	0.00	0	0.00	0	0.00
2	ICICI Bank Limited	0	0.00	0	0.00	0	0.00	0	0.00
3	Karnataka Bank Ltd	1	1.48	0	0.00	0	0.00	0	0.00
4	YES Bank Ltd.	180	113.53	180	113.53	0	0.00	0	0.00
	Total	181	115.01	180	113.53	0	0.00	0	0.00
RAJASTHAN									
1	Catholic Syrian Bank Ltd	0	0.00	0	0.00	0	0.00	0	0.00
2	City Union Bank Limited	0	0.00	0	0.00	0	0.00	0	0.00
3	HDFC Bank Ltd.	34	23.81	34	23.81	0	0.00	0	0.00
4	ICICI Bank Limited	13836	15183.43	13747	15086.07	219	225.20	0	0.00
5	Karnataka Bank Ltd	3	64.65	0	0.00	0	0.00	0	0.00
6	YES Bank Ltd.	325	114.77	325	114.77	0	0.00	0	0.00
	Total	14198	15386.66	14106	15224.65	219	225.20	0	0.00
	Total Northern Region	20972	22016.72	20640	21178.32	6186	3604.56	90	47.18
SOUTHERN REGION									
ANDHRA PRADESH									
1	Catholic Syrian Bank Ltd	0	0.00	0	0.00	0	0.00	0	0.00
2	City Union Bank Limited	402	711.27	128	236.16	0	0.00	0	0.00
3	HDFC Bank Ltd.	15	42.05	15	42.05	0	0.00	0	0.00
4	ICICI Bank Limited	69	19.70	69	19.70	0	0.00	0	0.00
5	Karnataka Bank Ltd	231	505.94	213	471.21	0	0.00	0	0.00
6	Karur Vysya Bank Ltd	1	1.04	1	1.04	0	0.00	0	0.00
7	Kotak Mahindra Bank Ltd.	461	363.69	461	363.69	0	0.00	0	0.00
8	South Indian Bank Ltd	1	2.16	1	2.16	0	0.00	0	0.00
9	Tamilnad Mercantile Bank Ltd	0	0.00	0	0.00	0	0.00	0	0.00
	Total	1180	1645.85	888	1136.01	0	0.00	0	0.00
KARNATAKA									
1	Catholic Syrian Bank Ltd	0	0.00	0	0.00	0	0.00	0	0.00
2	City Union Bank Limited	0	0.00	0	0.00	0	0.00	0	0.00

STATEMENT - V - A (II) (contd.)

(Amt. ₹ lakh)

Sr. No.	Name of Bank	Total Bank Loans outstanding against SHGs		Out of Total - Exclusive Women SHGs		Out of Total- NRLM/SGSY SHGs		Out of Total - NULM/SJSRY SHGs	
		No. of SHGs	Loans O/S	No. of SHGs	Loans O/S	No. of SHGs	Loans O/S	No. of SHGs	Loans O/S
3	DCB Bank Limited	2629	4440.14	2629	4440.14	0	0.00	0	0.00
4	HDFC Bank Ltd.	12934	27316.49	12934	27316.49	0	0.00	0	0.00
5	ICICI Bank Limited	12293	18154.35	12293	18154.35	0	0.00	0	0.00
6	Karnataka Bank Ltd	1242	2018.07	1042	1652.37	27	59.50	68	64.40
7	Karur Vysya Bank Ltd	3	3.62	3	3.62	3	3.62	0	0.00
8	Kotak Mahindra Bank Ltd.	13	12.02	13	12.02	5	3.47	0	0.00
9	Ratnakar Bank Ltd	85	0.20	85	0.20	0	0.00	0	0.00
10	South Indian Bank Ltd	0	0.00	0	0.00	0	0.00	0	0.00
11	Tamilnad Mercantile Bank Ltd	0	0.00	0	0.00	0	0.00	0	0.00
12	YES Bank Ltd.	3224	1653.85	3224	1653.85	0	0.00	0	0.00
	Total	32423	53598.74	32223	53233.04	35	66.59	68	64.40
KERALA									
1	Catholic Syrian Bank Ltd	39	38.07	34	32.42	24	11.34	0	0.00
2	City Union Bank Limited	4	2.41	0	0.00	0	0.00	0	0.00
3	HDFC Bank Ltd.	17149	36124.75	17149	36124.75	0	0.00	0	0.00
4	ICICI Bank Limited	6969	13780.80	6969	13780.80	0	0.00	0	0.00
5	Karnataka Bank Ltd	11	32.01	9	19.41	0	0.00	0	0.00
6	Karur Vysya Bank Ltd	0	0.00	0	0.00	0	0.00	0	0.00
7	South Indian Bank Ltd	234	191.63	200	154.59	0	0.00	0	0.00
8	Tamilnad Mercantile Bank Ltd	36	43.92	35	43.02	2	0.33	0	0.00
9	The Dhanalakshmi Bank Ltd	11896	42910.44	11775	42583.44	435	676.00	0	0.00
10	YES Bank Ltd.	411	293.06	411	293.06	0	0.00	0	0.00
	Total	36749	93417.09	36582	93031.49	461	687.67	0	0.00
PUDUCHERRY									
1	Catholic Syrian Bank Ltd	0	0.00	0	0.00	0	0.00	0	0.00
2	City Union Bank Limited	0	0.00	0	0.00	0	0.00	0	0.00
3	HDFC Bank Ltd.	265	590.45	265	590.45	0	0.00	0	0.00
4	Karur Vysya Bank Ltd	0	0.00	0	0.00	0	0.00	0	0.00
5	South Indian Bank Ltd	0	0.00	0	0.00	0	0.00	0	0.00
6	Tamilnad Mercantile Bank Ltd	0	0.00	0	0.00	0	0.00	0	0.00
	Total	265	590.45	265	590.45	0	0.00	0	0.00

STATEMENT - V - A (II) (contd.)

(Amt. ₹ lakh)

Sr. No.	Name of Bank	Total Bank Loans outstanding against SHGs		Out of Total - Exclusive Women SHGs		Out of Total- NRLM/SGSY SHGs		Out of Total - NULM/SJSRY SHGs	
		No. of SHGs	Loans O/S	No. of SHGs	Loans O/S	No. of SHGs	Loans O/S	No. of SHGs	Loans O/S
TAMIL NADU									
1	Catholic Syrian Bank Ltd	37	15.98	36	14.21	33	14.93	4	1.05
2	City Union Bank Limited	531	386.12	372	269.34	102	43.11	6	5.78
3	DCB Bank Limited	0	0.00	0	0.00	0	0.00	0	0.00
4	HDFC Bank Ltd.	17044	37094.01	17044	37094.01	0	0.00	0	0.00
5	ICICI Bank Limited	45650	94310.56	45640	94293.04	17	28.17	0	0.00
6	Karnataka Bank Ltd	2	8.47	2	8.47	0	0.00	0	0.00
7	Karur Vysya Bank Ltd	159	178.57	77	71.11	65	58.80	0	0.00
8	Kotak Mahindra Bank Ltd.	20	34.42	20	34.42	0	0.00	0	0.00
9	South Indian Bank Ltd	27	16.21	23	14.52	0	0.00	0	0.00
10	Tamilnad Mercantile Bank Ltd	1176	1233.86	1095	1152.51	252	85.66	12	2.75
11	Yes Bank Ltd.	3324	2283.56	3324	2283.56	0	0.00	0	0.00
	Total	67970	135561.76	67633	135235.19	469	230.67	22	9.58
TELANGANA									
1	Catholic Syrian Bank Ltd	0	0.00	0	0.00	0	0.00	0	0.00
2	HDFC Bank Ltd.	465	1396.81	465	1396.81	0	0.00	0	0.00
3	ICICI Bank Limited	1	0.64	1	0.64	0	0.00	0	0.00
4	Karur Vysya Bank Ltd	1	2.01	0	0.00	0	0.00	0	0.00
5	Kotak Mahindra Bank Ltd.	108	61.20	108	61.20	0	0.00	0	0.00
6	South Indian Bank Ltd	0	0.00	0	0.00	0	0.00	0	0.00
	Total	575	1460.66	574	1458.65	0	0.00	0	0.00
	Total Southern Region	139162	286274.55	138165	284684.83	965	984.93	90	73.98
WESTERN REGION									
DADRA NAGAR HAVELI									
1	Catholic Syrian Bank Ltd	0	0.00	0	0.00	0	0.00	0	0.00
	Total	0	0.00	0	0.00	0	0.00	0	0.00
GOA									
1	HDFC Bank Ltd.	204	479.16	204	479.16	0	0.00	0	0.00
	Total	204	479.16	204	479.16	0	0.00	0	0.00
GUJARAT									
1	Catholic Syrian Bank Ltd	0	0.00	0	0.00	0	0.00	0	0.00

STATEMENT - V - A (II) (contd.)

(Amt. ₹ lakh)

Sr. No.	Name of Bank	Total Bank Loans outstanding against SHGs		Out of Total - Exclusive Women SHGs		Out of Total- NRLM/SGSY SHGs		Out of Total - NULM/SJSRY SHGs	
		No. of SHGs	Loans O/S	No. of SHGs	Loans O/S	No. of SHGs	Loans O/S	No. of SHGs	Loans O/S
2	City Union Bank Limited	0	0.00	0	0.00	0	0.00	0	0.00
3	DCB Bank Limited	104	49.69	104	49.69	0	0.00	0	0.00
4	HDFC Bank Ltd.	424	706.13	424	706.13	0	0.00	0	0.00
5	ICICI Bank Limited	5153	3586.51	5153	3586.51	0	0.00	0	0.00
	TOTAL	5681	4342.33	5681	4342.33	0	0.00	0	0.00
MAHARASHTRA									
1	Catholic Syrian Bank Ltd	0	0.00	0	0.00	0	0.00	0	0.00
2	City Union Bank Limited	0	0.00	0	0.00	0	0.00	0	0.00
3	HDFC Bank Ltd.	7008	12062.37	7008	12062.37	0	0.00	0	0.00
4	ICICI Bank Limited	48467	52453.07	48464	52450.37	10	6.49	2	0.11
5	Karnataka Bank Ltd	1	2.43	1	2.43	1	2.43	0	0.00
6	Ratnakar Bank Ltd	38	1.43	38	1.43	27	0.97	11	0.46
7	South Indian Bank Ltd	0	0.00	0	0.00	0	0.00	0	0.00
8	Tamilnad Mercantile Bank Ltd	0	0.00	0	0.00	0	0.00	0	0.00
9	YES Bank Ltd.	3575	3058.22	3575	3058.22	0	0.00	0	0.00
	Total	59089	67577.52	59086	67574.82	38	9.89	13	0.57
	Total Western Region	64974	72399.01	64971	72396.31	38	9.89	13	0.57
	Grand Total	257172	412583.56	255811	409520.97	7393	4704.32	198	123.43

STATEMENT - V - A (II) (contd.)

(Amt. ₹ lakh)

Sr. No.	Name of Bank	Total Bank Loans outstanding against SHGs		Out of Total - Exclusive Women SHGs		Out of Total- NRLM/ SGSY SHGs		Out of Total - NULM/ SJSRY SHGs	
		No. of SHGs	Loans O/S	No. of SHGs	Loans O/S	No. of SHGs	Loans O/S	No. of SHGs	Loans O/S
PRIVATE SECTOR BANKS - ALL INDIA POSITION									
1	Axis Bank Limited	101	50.82	101	50.82	96	49.12	5	1.70
2	Catholic Syrian Bank Ltd	76	54.05	70	46.63	57	26.27	4	1.05
3	City Union Bank Limited	937	1099.80	500	505.50	102	43.11	6	5.78
4	DCB Bank Limited	21012	24730.27	21012	24730.27	0	0.00	0	0.00
5	HDFC Bank Ltd.	57603	118359.81	57603	118359.81	0	0.00	0	0.00
6	ICICI Bank Limited	136814	200762.11	136709	200641.48	249	262.91	2	0.11
7	Jammu & Kashmir Bank Ltd	6151	6290.15	5916	5666.58	5953	3373.43	90	47.18
8	Karnataka Bank Ltd	1549	3754.53	1307	2599.61	28	61.93	68	64.40
9	Karur Vysya Bank Ltd	164	185.24	81	75.77	68	62.42	0	0.00
10	Kotak Mahindra Bank Ltd.	602	471.33	602	471.33	5	3.47	0	0.00
11	Nainital Bank Ltd	119	58.70	107	54.40	119	58.70	0	0.00
12	Ratnakar Bank Ltd	123	1.63	123	1.63	27	0.97	11	0.46
13	South Indian Bank Ltd	263	211.18	225	172.45	0	0.00	0	0.00
14	Tamilnad Mercantile Bank Ltd	1212	1277.78	1130	1195.53	254	85.99	12	2.75
15	The Dhanalakshmi Bank Ltd	11896	42910.44	11775	42583.44	435	676.00	0	0.00
16	YES Bank Ltd.	18550	12365.72	18550	12365.72	0	0.00	0	0.00
	All India Private Sector Banks	257172	412583.56	255811	409520.97	7393	4704.32	198	123.43
	Total Public Sec. Com. banks - V-A(I)	2646914	4462221.6	2337699	4065666.10	1484996	2320341.69	220628	417926.37
	Grand Total - Commercial Banks	2904086	4874805.16	2593510	4475187.07	1492389	2325046.01	220826	418049.80

STATEMENT - V - B

Progress under Microfinance - Bank Loans outstanding against SHGs as on 31 March 2018 - Regional Rural Banks

(Amt. ₹ lakh)

Sr. No.	Name of Bank	Total Bank Loans outstanding against SHGs		Out of Total - Exclusive Women SHGs		Out of Total - NRLM/SGSY SHGs		Out of Total - Under NULM/SJSRY SHGs	
		No. of SHGs	Loans O/S	No. of SHGs	Loans O/S	No. of SHGs	Loans O/S	No. of SHGs	Loans O/S
CHHATTISGARH									
1	Chhattisgarh Rajya Gramin Bank	74374	22865.79	58946	22083.79	74374	22865.79	0	0.00
	Total	74374	22865.79	58946	22083.79	74374	22865.79	0	0.00
MADHYA PRADESH									
1	Central Madhya Pradesh Gramin Bank	12686	4617.82	8681	4169.38	8681	4169.38	0	0.00
2	Madhyanchal Gramin Bank	7203	2038.00	6350	1746.00	7203	2038.00	0	0.00
3	Narmada Jhabua Gramin Bank	17383	8653.49	15273	8076.19	16893	8069.79	490	583.70
	Total	37272	15309.31	30304	13991.57	32777	14277.17	490	583.70
UTTARAKHAND									
1	Uttarakhand Gramin Bank	5443	1525.38	1948	520.72	1786	796.97	1601	173.23
	Total	5443	1525.38	1948	520.72	1786	796.97	1601	173.23
UTTAR PRADESH									
1	Allahabad UP Gramin Bank	20476	12308.68	9436	5443.16	15554	9286.61	0	0.00
2	Baroda Uttar Pradesh Gramin Bank	37022	20312.19	23843	13590.27	25550	14101.02	45	24.78
3	Gramin Bank of Aryavart	18115	8615.29	6322	2611.24	15003	7153.62	18	6.15
4	Kashi Gonti Samyut Gramin Bank	26323	6975.79	12059	3946.51	19256	4793.41	0	0.00
5	Prathama Bank	10480	5901.91	7947	4550.39	924	542.29	0	0.00
6	Purvanchal Bank	11717	6402.25	11717	6402.25	11717	6402.25	0	0.00
7	Sarva U.P. Gramin Bank	4590	2460.61	2371	1265.34	2985	1743.15	50	23.06
	Total	128723	62976.72	73695	37809.16	90989	44022.35	113	53.99
	Total Central Region	245812	102677.20	164893	74405.24	199926	81962.28	2204	810.92
EASTERN REGION									
BIHAR									
1	Bihar Gramin Bank	61362	43479.22	61362	43479.22	61362	43479.22	0	0.00
2	Madhya Bihar Gramin Bank	103890	97846.00	103890	97846.00	103890	97846.00	0	0.00
3	Uttar Bihar Gramin Bank	123877	41350.00	116496	38886.24	123877	41350.00	0	0.00
	Total	289129	182675.22	281748	180211.46	289129	182675.22	0	0.00
JHARKHAND									
1	Jharkhand Gramin Bank	14420	6386.00	13282	6003.00	14410	6376.00	5	5.00
2	Vananchal Gramin Bank	16732	6154.00	15895	5846.00	14556	5357.00	0	0.00
	Total	31152	12540.00	29177	11849.00	28966	11733.00	5	5.00

STATEMENT - V - B (contd.)

(Amt. ₹ lakh)

Sr. No.	Name of Bank	Total Bank Loans outstanding against SHGs		Out of Total - Exclusive Women SHGs		Out of Total - NRLM/SGSY SHGs		Out of Total - Under NULM/SJSRY SHGs	
		No. of SHGs	Loans O/S	No. of SHGs	Loans O/S	No. of SHGs	Loans O/S	No. of SHGs	Loans O/S
ODISHA									
1	Odisha Gramya Bank	59247	66139.58	59247	66139.58	59075	65970.27	172	169.31
2	Utkal Grameen Bank	34780	39172.93	31681	35509.87	34624	38057.51	0	0.00
	Total	94027	105312.51	90928	101649.45	93699	104027.78	172	169.31
WEST BENGAL									
1	Bangiya Gramin Vikash Bank	127551	166628.99	122326	159802.31	122250	159703.77	5301	6925.22
2	Paschim Banga Gramin Bank	57382	100427.20	51931	91814.62	52119	91073.06	0	0.00
3	Uttar Banga Kshetriya Gramin Bank	37407	38108.57	37407	38108.57	21299	20895.21	16108	17213.36
	Total	222340	305164.76	211664	289725.50	195668	271672.04	21409	24138.58
	Total Eastern Region	636648	605692.49	613517	583435.41	607462	570108.04	21586	24312.89
NORTH EASTERN REGION									
ARUNACHAL PRADESH									
1	Arunachal Pradesh Rural Bank	73	75.81	0	0.00	73	75.81	0	0.00
	Total	73	75.81	0	0.00	73	75.81	0	0.00
ASSAM									
1	Assam Gramin Vikash Bank	59045	38398.37	57194	36740.33	22629	11413.00	0	0.00
2	Langpi Dehangi Rural Bank	3016	1678.27	2258	1358.55	517	341.13	0	0.00
	Total	62061	40076.64	59452	38098.88	23146	11754.13	0	0.00
MANIPUR									
1	Manipur Rural Bank	1186	626.21	1186	626.21	217	93.62	123	85.56
	Total	1186	626.21	1186	626.21	217	93.62	123	85.56
MEGHALAYA									
1	Meghalaya Rural Bank	774	612.45	310	155.17	463	295.55	0	0.00
	Total	774	612.45	310	155.17	463	295.55	0	0.00
MIZORAM									
1	Mizoram Rural Bank	1728	2458.98	584	685.09	409	403.13	62	105.23
	Total	1728	2458.98	584	685.09	409	403.13	62	105.23
NAGALAND									
1	Nagaland Rural Bank	107	300.49	106	298.35	0	0.00	0	0.00
	Total	107	300.49	106	298.35	0	0.00	0	0.00
TRIPURA									
1	Tripura Gramin Bank	20844	5158.99	17538	4489.64	1987	564.59	0	0.00
	Total	20844	5158.99	17538	4489.64	1987	564.59	0	0.00
	Total North Eastern Region	86773	49309.57	79176	44353.34	26295	13186.83	185	190.79

STATEMENT - V - B (contd.)

(Amt. ₹ lakh)

Sr. No.	Name of Bank	Total Bank Loans outstanding against SHGs		Out of Total - Exclusive Women SHGs		Out of Total - NRLM/SGSY SHGs		Out of Total - Under NULM/SJSRY SHGs	
		No. of SHGs	Loans O/S	No. of SHGs	Loans O/S	No. of SHGs	Loans O/S	No. of SHGs	Loans O/S
NORTHERN REGION									
HARYANA									
1	Sarva Haryana Gramin Bank	7152	7165.33	6396	6209.62	5335	5432.08	9	3.98
	Total	7152	7165.33	6396	6209.62	5335	5432.08	9	3.98
HIMACHAL PRADESH									
1	Himachal Pradesh Gramin Bank	1640	1710.00	1640	1710.00	1640	1710.00	0	0.00
	Total	1640	1710.00	1640	1710.00	1640	1710.00	0	0.00
JAMMU AND KASHMIR									
1	Ellaquai Dehati Bank	334	336.89	208	138.90	334	336.89	0	0.00
2	J & K Grameen Bank	1141	890.00	1141	890.00	925	783.00	0	0.00
	Total	1475	1226.89	1349	1028.90	1259	1119.89	0	0.00
PUNJAB									
1	Malwa Gramin Bank	473	340.29	454	326.62	119	77.70	0	0.00
2	Punjab Gramin Bank	2182	1056.82	1942	912.93	687	270.45	0	0.00
3	Sutlej Gramin Bank	170	74.20	164	71.00	0	0.00	0	0.00
	Total	2825	1471.31	2560	1310.55	806	348.15	0	0.00
RAJASTHAN									
1	Baroda Rajasthan Kshetriya Gramin Bank	15140	8335.42	14370	6104.58	6270	3078.00	114	95.21
2	Rajasthan Marudhara Gramin Bank	5081	2472.03	4720	2251.56	1712	916.50	148	40.49
	Total	20221	10807.45	19090	8356.14	7982	3994.50	262	135.70
	Total Northern Region	33313	22380.98	31035	18615.21	17022	12604.62	271	139.68
SOUTHERN REGION									
ANDHRA PRADESH									
1	Andhra Pragathi Grameena Bank	96886	233247.06	96886	233247.06	0	0.00	0	0.00
2	Chaitanya Godavari Grameena Bank	26820	68725.77	26820	68725.77	20008	50860.62	0	0.00
3	Saptagiri Grameena Bank	49213	140242.95	48712	124930.50	576	1432.75	285	471.45
	Total	172919	442215.78	172418	426903.33	20584	52293.37	285	471.45
KARNATAKA									
1	Karnataka Vikas Grameena Bank	17541	14480.05	16549	13601.00	13999	11528.17	2634	2275.57
2	Kaveri Grameena Bank	16617	30248.64	14927	27381.74	9292	16408.07	386	650.35
3	Pragathi Krishna Gramin Bank	77710	141053.00	75941	136410.00	69923	125994.00	1553	2821.00
	Total	111868	185781.69	107417	177392.74	93214	153930.24	4573	5746.92

STATEMENT - V - B (contd.)

(Amt. ₹ lakh)

Sr. No.	Name of Bank	Total Bank Loans outstanding against SHGs		Out of Total - Exclusive Women SHGs		Out of Total - NRLM/SGSY SHGs		Out of Total - Under NULM/SJSRY SHGs	
		No. of SHGs	Loans O/S	No. of SHGs	Loans O/S	No. of SHGs	Loans O/S	No. of SHGs	Loans O/S
KERALA									
1	Kerala Gramin Bank	16347	32337.00	14712	29105.00	8155	16601.00	0	0.00
	Total	16347	32337.00	14712	29105.00	8155	16601.00	0	0.00
PUDUCHERRY									
1	Puduvai Bharathiyar Grama Bank	1969	3477.61	1883	3397.17	86	368.46	0	0.00
	Total	1969	3477.61	1883	3397.17	86	368.46	0	0.00
TAMIL NADU									
1	Pallavan Grama Bank	21209	46142.00	20613	44296.32	3827	11964.52	103	252.21
2	Pandyan Grama Bank	6371	6352.34	5847	5886.71	706	617.81	186	137.77
	Total	27580	52494.34	26460	50183.03	4533	12582.33	289	389.98
TELANGANA									
1	Andhra Pradesh Grameena Vikas Bank	194776	558402.11	194776	558402.11	118768	329963.97	22691	67696.89
2	Telangana Grameena Bank	73453	163049.99	73453	163049.99	40343	90521.60	153	198.81
	Total	268229	721452.10	268229	721452.10	159111	420485.57	22844	67895.70
	Total Southern Region	598912	1437758.52	591119	1408433.37	285683	656260.97	27991	74504.05
WESTERN REGION									
GUJARAT									
1	Baroda Gujarat Gramin Bank	23204	16404.95	23204	16404.95	0	0.00	0	0.00
2	Dena Gujarat Gramin Bank	4393	2566.52	4335	2564.47	1529	903.84	0	0.00
3	Saurashtra Gramin Bank	926	581.59	908	555.85	630	504.24	0	0.00
	Total	28523	19553.06	28447	19525.27	2159	1408.08	0	0.00
MAHARASHTRA									
1	Maharashtra Gramin Bank	17611	29216.99	17611	29216.99	13408	22355.19	0	0.00
2	Vidharbha Konkan Gramin Bank	10629	7275.40	6498	4305.64	6498	4305.64	0	0.00
	Total	28240	36492.39	24109	33522.63	19906	26660.83	0	0.00
	Total Western Region	56763	56045.45	52556	53047.90	22065	28068.91	0	0.00
	Grand Total	1658221	2273864.21	1532296	2182290.47	1158453	1362191.65	52237	99958.33

STATEMENT - V - C

Progress under Microfinance - Bank Loans outstanding against SHGs as on 31 March 2018 - Cooperative Banks

(Amt. ₹ lakh)

Sr. No.	Name of Bank	Total Bank Loans outstanding against SHGs		Out of Total - Exclusive Women SHGs		Out of Total - NRLM/SGSY SHGs		Out of Total SHGs -NULM/SJSRY SHGs	
		No. of SHGs	Loans O/S	No. of SHGs	Loans O/S	No. of SHGs	Loans O/S	No. of SHGs	Loans O/S
CENTRAL REGION									
CHHATTISGARH									
1	District Central Co-Operative Bank Ltd., Bilaspur								
2	District Central Co-Operative Bank Ltd., Durg	239	222.59	223	215.91	239	222.59	0	0.00
3	Jila Sahakari Kendriya Bank Maryadit, Ambikapur	97	14.55	97	14.55	97	14.55	0	0.00
4	Jila Sahakari Kendriya Bank Maryadit, Jagdalpur	1135	311.16	1135	311.16	0	0.00	0	0.00
5	Jila Sahakari Kendriya Bank Maryadit, Raipur	35	76.16	35	76.16	0	0.00	0	0.00
6	Rajnandgaon Kendriya Sahakari Bank Maryadit, Rajnandgaon	1506	743.79	1506	743.79	1506	743.79	0	0.00
	Total	3012	1368.25	2996	1361.57	1842	980.93	0	0.00
MADHYA PRADESH									
1	Indore Premier Co-Operative Bank Limited, Indore	15	1.07	15	1.07	0	0.00	0	0.00
2	Jilla Sahakari Kendriya Bank Maryadit, Betul	31	15.50	31	15.50	31	15.50	0	0.00
3	Jilla Sahakari Kendriya Bank Maryadit, Chhindwara	154	28.40	154	28.40	0	0.00	0	0.00
4	Jilla Sahakari Kendriya Bank Maryadit, Khandwa	85	42.87	17	22.66	74	39.47	0	0.00
5	Jilla Sahakari Kendriya Bank Maryadit, Khargone	30	9.62	30	9.62	0	0.00	0	0.00
6	Jilla Sahakari Kendriya Bank Maryadit, Shajapur	5	8.00	4	2.00	5	8.00	0	0.00
7	Jilla Sahakari Kendriya Bank Maryadit, Vidisha	3	0.73	0	0.00	0	0.00	0	0.00
	Total	323	106.19	251	79.25	110	62.97	0	0.00
UTTARAKHAND									
1	Almora Zilla Sahakari Bank Ltd.	231	87.57	231	87.57	231	87.57	0	0.00
2	Chamoli Zilla Sahakari Bank Ltd., Chamoli	435	279.39	292	223.51	435	279.39	0	0.00
3	District Cooperative Bank Ltd., Dehradun	108	79.89	47	17.86	106	79.89	0	0.00
4	Nainital District Co-Operative Bank Ltd., Haldwani	370	251.26	252	169.80	370	251.26	0	0.00
5	Pithoragarh Zila Sahakari Bank Ltd., Pithoragarh	0	0.00	0	0.00	0	0.00	0	0.00
6	Tehri Garhwal Zila Sahakari Bank Ltd., Tehri	359	646.10	275	412.97	167	321.54	129	190.03

STATEMENT - V - C (contd.)

(Amt. ₹ lakh)

Sr. No.	Name of Bank	Total Bank Loans outstanding against SHGs		Out of Total - Exclusive Women SHGs		Out of Total - NRLM/SGSY SHGs		Out of Total SHGs -NULM/SJSRY SHGs	
		No. of SHGs	Loans O/S	No. of SHGs	Loans O/S	No. of SHGs	Loans O/S	No. of SHGs	Loans O/S
7	The Uttarkashi Zila Sahkari Bank Ltd., Uttarkashi	1630	802.59	251	180.34	77	76.82	0	0.00
8	Udhamsinghnagar District Cooperative Bank Ltd., Rudrapur	40	56.61	19	32.00	40	56.61	0	0.00
9	Zila Sahkari Bank Ltd., Garhwal (Kotdwar)	135	26.37	135	26.37	135	26.37	0	0.00
10	Zila Sahkari Bank Ltd., Haridwar	102	108.08	71	67.81	89	94.86	0	0.00
	Total	3410	2337.86	1573	1218.23	1650	1274.31	129	190.03
UTTAR PRADESH									
1	Agra District Central Co-Operative Bank Ltd.	4	1.59	0	0.00	0	0.00	0	0.00
2	Aligarh Jila Sahkari Bank Ltd.	7	0.96	3	0.11	0	0.00	0	0.00
3	Allahabad District Co-Operative Bank Ltd.	14	11.77	0	0.00	0	0.00	0	0.00
4	Banda District Co-Operative Bank Ltd.	52	11.91	40	8.63	52	11.91	0	0.00
5	Bijnor Jilla Sahkari Bank Ltd.	1	0.10	0	0.00	1	0.10	0	0.00
6	Budaun Jilla Sahkari Bank Ltd.	91	55.91	45	2.55	91	55.91	0	0.00
7	District Co-Operative Bank Ltd., Saharanpur	330	40.43	231	30.23	0	0.00	0	0.00
8	Etah District Co-Operative Bank Ltd.	4	0.67	3	0.57	4	0.67	0	0.00
9	Etawah Jilla Sahkari Bank Ltd.	0	0.00	0	0.00	0	0.00	0	0.00
10	Fatehpur District Co-Operative Bank Ltd.	556	139.76	215	60.32	0	0.00	0	0.00
11	Firozabad Jilla Sahkari Bank Ltd.	409	107.39	367	96.36	58	16.14	0	0.00
12	Ghaziabad Jilla Sahkari Bank Ltd.	29	1.58	26	1.27	0	0.00	0	0.00
13	Gorakhpur Jilla Sahkari Bank Ltd.	13	0.52	13	0.52	13	0.52	0	0.00
14	Hamirpur District Co-Operative Bank Ltd.	23	17.00	5	6.00	23	17.00	0	0.00
15	Jalaun District Co-Operative Bank Ltd.	20	5.95	14	4.78	14	1.24	6	4.71
16	Jila Sahakari Bank Ltd., Mau	0	0.00	0	0.00	0	0.00	0	0.00
17	Jilla Sahakari Bank Ltd., Azamgarh	25	9.11	0	0.00	4	2.59	21	6.52
18	Jilla Sahakari Bank Ltd., Ghazipur	1	0.11	0	0.00	0	0.00	0	0.00
19	Jilla Sahkari Bank Ltd., Ballia	0	0.00	0	0.00	0	0.00	0	0.00
20	Jilla Sahkari Bank Ltd., Barabanki	44	5.88	44	5.88	0	0.00	0	0.00

STATEMENT - V - C (contd.)

(Amt. ₹ lakh)

Sr. No.	Name of Bank	Total Bank Loans outstanding against SHGs		Out of Total - Exclusive Women SHGs		Out of Total - NRLM/SGSY SHGs		Out of Total SHGs -NULM/SJSRY SHGs	
		No. of SHGs	Loans O/S	No. of SHGs	Loans O/S	No. of SHGs	Loans O/S	No. of SHGs	Loans O/S
21	Jilla Sahkari Bank Ltd., Bareilly	52	37.21	4	4.92	17	10.76	35	26.45
22	Jilla Sahkari Bank Ltd., Bulandsahar	101	22.70	74	16.12	101	22.70	0	0.00
23	Jilla Sahkari Bank Ltd., Jaunpur	92	4.06	86	0.63	92	4.06	0	0.00
24	Jilla Sahkari Bank Ltd., Jhansi	15	9.26	10	7.74	15	9.26	0	0.00
25	Jilla Sahkari Bank Ltd., Kanpur	4	1.78	4	1.78	4	1.78	0	0.00
26	Jilla Sahkari Bank Ltd., Lakhimpur-Khiri	777	307.79	514	170.09	283	100.16	455	203.24
27	Jilla Sahkari Bank Ltd., Lalitpur	212	142.87	60	58.87	156	122.60	0	0.00
28	Jilla Sahkari Bank Ltd., Lucknow.	1	1.12	0	0.00	0	0.00	0	0.00
29	Jilla Sahkari Bank Ltd., Meerut	35	13.70	11	2.37	0	0.00	0	0.00
30	Jilla Sahkari Bank Ltd., Mirzapur	285	224.33	198	174.98	285	224.33	0	0.00
31	Jilla Sahkari Bank Ltd., Muradabad	91	50.56	3	0.92	80	48.80	0	0.00
32	Jilla Sahkari Bank Ltd., Pratapgarh	25	48.15	25	48.15	0	0.00	0	0.00
33	Jilla Sahkari Bank Ltd., Raibareilly	10	0.53	6	0.49	0	0.00	0	0.00
34	Jilla Sahkari Bank Ltd., Unnao	22	1.84	11	1.09	22	1.84	0	0.00
35	Mathura Jilla Sahkari Bank Ltd.	21	15.16	14	9.60	21	15.16	0	0.00
36	Muzaffarnagar District Co-Operative Bank Ltd.	11	15.48	2	4.66	11	15.48	0	0.00
37	Pilibhit Jilla Sahkari Bank Ltd.	40	36.93	24	25.84	18	15.73	0	0.00
38	Rampur Jilla Sahkari Bank Ltd.	5	4.04	5	4.04	0	0.00	0	0.00
39	Sultanpur Jilla Sahkari Bank Ltd.	0	0.00	0	0.00	0	0.00	0	0.00
	Total	3422	1348.15	2057	749.51	1365	698.74	517	240.92
	Total Central Region	10167	5160.45	6877	3408.56	4967	3016.95	646	430.95
EASTERN REGION									
	ANDAMAN & NICOBAR								
1	The Andaman & Nicobar State Co-Operative Bank Ltd.	838	787.20	780	732.09	0	0.00	0	0.00
	Total	838	787.20	780	732.09	0	0.00	0	0.00
	BIHAR								
1	The Nalanda Central Co-Operative Bank Ltd.	28	4.03	28	4.03	0	0.00	0	0.00
	Total	28	4.03	28	4.03	0	0.00	0	0.00

STATEMENT - V - C (contd.)

(Amt. ₹ lakh)

Sr. No.	Name of Bank	Total Bank Loans outstanding against SHGs		Out of Total - Exclusive Women SHGs		Out of Total - NRLM/SGSY SHGs		Out of Total SHGs -NULM/SJSRY SHGs	
		No. of SHGs	Loans O/S	No. of SHGs	Loans O/S	No. of SHGs	Loans O/S	No. of SHGs	Loans O/S
JHARKHAND									
1	The Dhanbad Central Co-Operative Bank Ltd.	7	2.11	7	2.11	1	0.50	0	0.00
2	The Jharkhand State Co-Operative Bank Ltd.	238	488.63	238	488.63	238	488.63	0	0.00
	Total	245	490.74	245	490.74	239	489.13	0	0.00
ODISHA									
1	Keonjhar Central Co-Operative Bank Ltd.	701	522.88	696	519.17	701	522.88	0	0.00
2	The Angul United Central Co-Operative Bank Ltd.	3430	1652.61	3430	1652.61	3430	1652.61	0	0.00
3	The Balasore Bhadrak Central Co-Operative Bank Ltd.	5445	4492.62	5445	4492.62	5445	4492.62	0	0.00
4	The Banki Central Co-Operative Bank Ltd.	385	252.05	385	252.05	0	0.00	0	0.00
5	The Bhawanipatna Central Co-Operative Bank Ltd.	93	34.31	93	34.31	93	34.31	0	0.00
6	The Bolangir District Central Co-Operative Bank Ltd.	595	193.71	574	168.40	53	40.86	0	0.00
7	The Koraput Central Co-Operative Bank Ltd.	3088	1551.33	3088	1551.33	146	286.00	0	0.00
8	The Mayurbhanj District Central Co-Operative Bank Ltd.	450	263.60	450	263.60	450	263.60	0	0.00
9	The Sambalpur Dist. co-Operative Central Bank Ltd.	686	581.07	686	581.07	256	267.79	0	0.00
10	The Sundargarh District Central Co-Operative Bank Ltd.	4129	1710.70	4129	1710.70	2487	1268.52	1642	442.18
	Total	19002	11254.88	18976	11225.86	13061	8829.19	1642	442.18
WEST BENGAL									
1	Balageria Central Co-Operative Bank Ltd.	1360	1590.68	1360	1590.68	680	795.34	0	0.00
2	Bankura Dist Central Co-Operative Bank Ltd.	12429	5919.09	12277	5877.52	10401	5408.52	0	0.00
3	Darjeeling District Central Co-Operative Bank Ltd.	38	40.08	38	40.08	0	0.00	0	0.00
4	Hooghly District Central Co-Operative Bank Ltd.	24520	9683.38	24520	9683.38	0	0.00	0	0.00
5	Howrah District Central Co-Operative Bank Ltd.	6176	3851.17	6098	3802.53	0	0.00	0	0.00
6	Malda District Central Co-Operative Bank Ltd.	2824	3234.63	2749	3176.40	2824	3234.63	0	0.00
7	Murshidabad District Central Co-Operative Bank Ltd.	13180	7903.39	12730	7672.38	0	0.00	0	0.00

STATEMENT - V - C (contd.)

(Amt. ₹ lakh)

Sr. No.	Name of Bank	Total Bank Loans outstanding against SHGs		Out of Total - Exclusive Women SHGs		Out of Total - NRLM/SGSY SHGs		Out of Total SHGs -NULM/SJSRY SHGs	
		No. of SHGs	Loans O/S	No. of SHGs	Loans O/S	No. of SHGs	Loans O/S	No. of SHGs	Loans O/S
8	Nadia District Central Co-Operative Bank Ltd.	26566	18089.46	24725	16539.19	0	0.00	0	0.00
9	Purulia District Central Co-Operative Bank Ltd	2243	291.04	2243	291.04	1429	82.89	814	208.15
10	Raiganj Central Co-Operative Bank Ltd.	3536	2413.34	3536	2413.34	254	215.78	0	0.00
11	Tamluk Ghatal Central Co-Operative Bank Ltd.	7001	3613.04	6591	3449.81	0	0.00	0	0.00
12	The Burdwan District Central Co-Operative Bank Ltd	6856	1310.27	5367	921.78	0	0.00	0	0.00
13	The Dakshin Dinajpur District Central Co-Operative Bank Ltd.	1080	518.24	1080	518.24	1038	464.91	38	47.33
14	The Jalpaiguri Central Co-Operative Bank Ltd.	616	295.42	536	246.19	0	0.00	0	0.00
15	The Mugberia Central Co-Operative Bank Ltd.	5812	4879.33	5585	4680.20	0	0.00	0	0.00
16	The West Bengal State Co-Operative Bank Ltd.	11447	5019.35	10323	4416.10	0	0.00	0	0.00
17	Vidyasagar Central Co-Operative Bank Ltd.	2875	3010.50	2820	2959.06	0	0.00	0	0.00
	Total	128559	71662.41	122578	68277.92	16626	10202.07	852	255.48
	Total Eastern Region	148672	84199.26	142607	80730.64	29926	19520.39	2494	697.66
NORTH EASTERN REGION									
ARUNACHAL PRADESH									
1	The Arunachal Pradesh State Co-Operative Apex Bank Ltd.	42	77.08	42	77.08	21	49.66	9	7.42
	Total	42	77.08	42	77.08	21	49.66	9	7.42
ASSAM									
1	The Assam Co-Op Apex Bank Ltd.	3015	740.41	666	255.93	3015	740.41	0	0.00
	Total	3015	740.41	666	255.93	3015	740.41	0	0.00
MANIPUR									
1	The Manipur State Co-Operative Bank Ltd.	74	42.70	74	42.70	0	0.00	0	0.00
	Total	74	42.70	74	42.70	0	0.00	0	0.00
MEGHALAYA									
1	The Meghalaya Co-Op Apex Bank Ltd.	759	218.18	555	142.35	449	88.56	0	0.00
	Total	759	218.18	555	142.35	449	88.56	0	0.00
NAGALAND									
1	The Nagaland State Co-Operative Bank Ltd.	482	950.00	482	950.00	0	0.00	0	0.00
	Total	482	950.00	482	950.00	0	0.00	0	0.00
SIKKIM									
1	The Sikkim State Co-Operative Bank Ltd.	4	2.00	2	2.00	0	0.00	0	0.00
	Total	4	2.00	2	2.00	0	0.00	0	0.00

STATEMENT - V - C (contd.)

(Amt. ₹ lakh)

Sr. No.	Name of Bank	Total Bank Loans outstanding against SHGs		Out of Total - Exclusive Women SHGs		Out of Total - NRLM/SGSY SHGs		Out of Total SHGs -NULM/SJSRY SHGs	
		No. of SHGs	Loans O/S	No. of SHGs	Loans O/S	No. of SHGs	Loans O/S	No. of SHGs	Loans O/S
TRIPURA									
1	The Tripura State Co-Operative Bank Ltd.	6107	2885.42	3664	1731.25	0	0.00	0	0.00
	Total	6107	2885.42	3664	1731.25	0	0.00	0	0.00
	Total North Eastern Region	10483	4915.79	5485	3201.31	3485	878.63	9	7.42
NORTHERN REGION									
CHANDIGARH									
1	The Chandigarh State Co-Operative Bank Ltd.	1	0.04	0	0.00	0	0.00	0	0.00
	Total	1	0.04	0	0.00	0	0.00	0	0.00
HARYANA									
1	The Ambala Central Co-Operative Bank Ltd.	46	13.82	46	13.82	23	6.91	0	0.00
2	The Bhiwani Central Co-Operative Bank Ltd.	0	0.00	0	0.00	0	0.00	0	0.00
3	The Faridabad Central Co-Operative Bank Ltd.	0	0.00	0	0.00	0	0.00	0	0.00
4	The Fatehabad Central Co-Operative Bank Ltd.	51	104.95	20	51.38	51	104.95	0	0.00
5	The Gurgaon Central Co-Operative Bank Ltd.	12	15.61	12	15.61	0	0.00	0	0.00
6	The Haryana State Co-Operative Apex Bank Ltd.	0	0.00	0	0.00	0	0.00	0	0.00
7	The Hissar Central Co-Operative Bank Ltd.	340	262.81	281	184.66	0	0.00	0	0.00
8	The Jhajjar Central Co-Operative Bank Ltd.	4	3.77	4	3.77	0	0.00	0	0.00
9	The Jind Central Co-Operative Bank Ltd.	4	22.62	0	0.00	2	11.31	0	0.00
10	The Karnal Central Co-Operative Bank Ltd.	135	54.18	135	54.18	0	0.00	0	0.00
11	The Mahendragarh Central Co-Operative Bank Ltd.	18	14.13	4	1.82	18	14.13	0	0.00
12	The Panchakula Cental Co-Operative Bank Ltd.	2	9.01	2	9.01	2	9.01	0	0.00
13	The Panipat Central Co-Operative Bank Ltd.	3	6.33	3	6.33	0	0.00	0	0.00
14	The Rewari Central Co-Operative Bank Ltd.	25	24.23	25	24.23	15	16.13	0	0.00
15	The Rohtak Central Co-Operative Bank Ltd.	8	23.65	6	18.87	8	23.65	0	0.00
16	The Sirsa Central Co-Operative Bank Ltd.	144	24.58	134	24.58	0	0.00	0	0.00
17	The Sonapat Central Co-Operative Bank Ltd.	4	6.45	3	5.86	4	6.45	0	0.00
18	The Yamunanagar Central Co-Operative Bank Ltd.	3	4.10	0	0.00	3	4.10	0	0.00

STATEMENT - V - C (contd.)

(Amt. ₹ lakh)

Sr. No.	Name of Bank	Total Bank Loans outstanding against SHGs		Out of Total - Exclusive Women SHGs		Out of Total - NRLM/SGSY SHGs		Out of Total SHGs -NULM/SJSRY SHGs	
		No. of SHGs	Loans O/S	No. of SHGs	Loans O/S	No. of SHGs	Loans O/S	No. of SHGs	Loans O/S
	Total	799	590.24	675	414.12	126	196.64	0	0.00
	HIMACHAL PRADESH								
1	Jogindra Central Co-Operative Bank Ltd.	728	551.68	728	551.68	137	178.21	0	0.00
2	The Himachal Pradesh State Co-Operative Bank Ltd.	2450	2192.73	1421	1284.13	1421	1284.13	0	0.00
3	The Kangra Central Co-Operative Bank Ltd.	1368	1690.49	795	845.73	767	1063.21	0	0.00
	Total	4546	4434.90	2944	2681.54	2325	2525.55	0	0.00
	JAMMU AND KASHMIR								
1	Baramulla Central Co-Operative Bank Ltd.	131	41.44	126	35.41	0	0.00	0	0.00
2	The Anantnag Central Co-Operative Bank Ltd.	15	10.64	11	5.64	0	0.00	0	0.00
3	The Jammu Central Co-Operative Bank Ltd.	79	18.96	79	18.96	31	7.94	48	11.02
4	The Jammu & Kashmir State Co-Operative Bank Ltd.	5	2.01	5	2.01	5	2.01	0	0.00
	Total	230	73.05	221	62.02	36	9.95	48	11.02
	NEW DELHI								
1	The Delhi State Co-Operative Bank Ltd.	7	1.08	7	1.08	0	0.00	0	0.00
	Total	7	1.08	7	1.08	0	0.00	0	0.00
	PUNJAB								
1	The Amritsar Central Co-Operative Bank Ltd., Amritsar	108	40.08	104	37.13	0	0.00	0	0.00
2	The Bhatinda Central Co-Operative Bank Ltd., Bhatinda	72	46.61	72	46.61	0	0.00	0	0.00
3	The Faridkot Central Co-Operative Bank Ltd., Faridkot	35	21.21	35	21.21	0	0.00	0	0.00
4	The Fatehgarh Sahib Central Co-Operative Bank Ltd., Sirhind	245	80.70	245	80.70	0	0.00	0	0.00
5	The Fazilka Central Co-Operative Bank Ltd., Fazilka	42	14.46	42	14.46	0	0.00	0	0.00
6	The Ferozepur Central Co-Operative Bank Ltd., Ferozepur	44	49.70	24	43.32	0	0.00	0	0.00
7	The Gurdaspur Central Co-Operative Bank Ltd., Gurdaspur	196	44.41	196	44.41	196	44.41	0	0.00
8	The Hoshiarpur Central Co-Operative Bank Ltd., Hoshiarpur	117	63.17	109	46.04	0	0.00	0	0.00
9	The Jalandhar Central Co-Operative Bank Ltd., Jalandhar	108	80.16	107	79.93	0	0.00	0	0.00

STATEMENT - V - C (contd.)

(Amt. ₹ lakh)

Sr. No.	Name of Bank	Total Bank Loans outstanding against SHGs		Out of Total - Exclusive Women SHGs		Out of Total - NRLM/SGSY SHGs		Out of Total SHGs -NULM/SJSRY SHGs	
		No. of SHGs	Loans O/S	No. of SHGs	Loans O/S	No. of SHGs	Loans O/S	No. of SHGs	Loans O/S
10	The Kapurthala Central Co-Operative Bank Ltd., Kapurthala	14	5.06	14	5.06	0	0.00	0	0.00
11	The Ludhiana Central Co-Operative Bank Ltd., Ludhiana	204	94.81	204	94.81	0	0.00	0	0.00
12	The Mansa Central Co-Operative Bank Ltd., Mansa	29	8.46	29	8.46	0	0.00	0	0.00
13	The Moga Central Co-Operative Bank Ltd., Moga	58	21.24	58	20.53	0	0.00	0	0.00
14	The Muktsar Central Co-Operative Bank Ltd., Muktsar	91	50.63	91	50.63	91	50.63	0	0.00
15	The Nawanshahr Central Co-Operative Bank Ltd., Nawanshahr	92	28.13	92	28.13	0	0.00	0	0.00
16	The Patiala Central Co-Operative Bank Ltd., Patiala	171	76.43	171	76.43	6	12.14	0	0.00
17	The Ropar Central Co-Operative Bank Ltd., Ropar	26	11.99	26	11.99	26	11.99	0	0.00
18	The Sangrur Central Co-Operative Bank Ltd., Sangrur	35	39.06	35	39.06	35	39.06	0	0.00
19	The Sas Nagar Central Co-Op. Bank Ltd., Sas Nagar	3	1.64	3	1.64	3	1.64	0	0.00
20	The Taran Taran Central Co-Operative Bank Ltd., Taran Taran	7	1.33	7	1.33	0	0.00	0	0.00
	Total	1697	779.28	1664	751.88	357	159.87	0	0.00
	RAJASTHAN								
1	Ajmer Central Co-Operative Bank Ltd.	295	55.43	295	55.43	295	55.43	0	0.00
2	Baran Kendriya Sahakari Bank Ltd.	427	266.38	387	247.94	26	82.00	0	0.00
3	Chittorgarh Kendriya Sahakari Bank Ltd.	337	176.66	262	131.74	12	8.88	0	0.00
4	Dausa Kendriya Sahakari Bank Ltd.	188	124.10	123	59.75	65	64.35	0	0.00
5	Hanumangarh Kendriya Sahakari Bank Ltd.	289	172.64	222	168.45	0	0.00	289	172.64
6	Jhunjhunu Kendriya Sahakari Bank Ltd.	484	348.05	484	348.05	0	0.00	0	0.00
7	Sawai Madhopur Kendriya Sahakari Bank Ltd.	391	99.28	371	78.28	0	0.00	0	0.00
8	The Alwar Central Co-Operative Bank Ltd.	7240	3817.00	7240	3817.00	0	0.00	0	0.00

STATEMENT - V - C (contd.)

(Amt. ₹ lakh)

Sr. No.	Name of Bank	Total Bank Loans outstanding against SHGs		Out of Total - Exclusive Women SHGs		Out of Total - NRLM/SGSY SHGs		Out of Total SHGs -NULM/SJSRY SHGs	
		No. of SHGs	Loans O/S	No. of SHGs	Loans O/S	No. of SHGs	Loans O/S	No. of SHGs	Loans O/S
9	The Banswara Central Co-Operative Bank Ltd.	786	143.32	786	143.32	786	143.32	0	0.00
10	The Barmer Central Co-Operative Bank Ltd.	734	401.58	734	401.58	0	0.00	0	0.00
11	The Bharatpur Central Co-Operative Bank Ltd.	0	0.00	0	0.00	0	0.00	0	0.00
12	The Bundi District Central Co-Operative Bank Ltd.	480	250.56	480	250.56	216	136.66	0	0.00
13	The Central Co-Operative Bank Ltd, Bhilwara	369	75.30	364	71.49	18	17.57	0	0.00
14	The Central Co-Operative Bank Ltd., Bikaner	236	348.75	236	348.75	14	33.50	0	0.00
15	The Central Co-Operative Bank Ltd.,Tonk	92	28.57	92	28.57	0	0.00	7	11.12
16	The Churu Central Co-Operative Bank Ltd.	435	198.36	372	122.79	18	28.08	0	0.00
17	The Dungarpur Central Co-Operative Bank Ltd.	460	268.70	423	205.02	0	0.00	0	0.00
18	The Ganganagar Kendriya Sahakari Bank Ltd.	386	212.16	386	212.16	2	3.94	0	0.00
19	The Jaipur Central Co-Operative Bank Ltd.	1445	162.63	1445	162.63	0	0.00	0	0.00
20	The Jaisalmer Central Co-Operative Bank Ltd.	16005	354.68	16005	354.68	16005	354.68	0	0.00
21	The Jalore Central Co-Operative Bank Ltd.	133	80.27	123	69.69	133	80.27	0	0.00
22	The Jhalawar Kendriya Sahakari Bank Ltd.	570	439.13	334	323.60	62	31.12	0	0.00
23	The Jodhpur Central Co-Operative Bank Ltd.	190	134.91	175	129.72	58	92.00	0	0.00
24	The Kota Central Co-Operative Bank Ltd.	1275	212.29	1271	211.44	55	15.37	21	7.80
25	The Nagaur Central Co-Operative Bank Ltd.	425	256.16	425	256.16	425	256.16	0	0.00
26	The Pali District Central Co-Operative Bank Ltd	361	435.80	361	435.80	0	0.00	0	0.00
27	The Sikar Kendriya Sahakari Bank Ltd.	991	790.93	991	790.93	0	0.00	0	0.00
28	The Sirohi Central Co-Operative Bank Ltd.	285	124.81	285	124.81	5	1.51	0	0.00
29	The Udaipur Central Co-Operative Bank Ltd.	556	321.63	534	304.23	0	0.00	0	0.00
	Total	35865	10300.08	35206	9854.57	18195	1404.84	317	191.56
	Total Northern Region	43145	16178.67	40717	13765.21	21039	4296.85	365	202.58

STATEMENT - V - C (contd.)

(Amt. ₹ lakh)

Sr. No.	Name of Bank	Total Bank Loans outstanding against SHGs		Out of Total - Exclusive Women SHGs		Out of Total - NRLM/SGSY SHGs		Out of Total SHGs -NULM/SJSRY SHGs	
		No. of SHGs	Loans O/S	No. of SHGs	Loans O/S	No. of SHGs	Loans O/S	No. of SHGs	Loans O/S
SOUTHERN REGION									
ANDHRA PRADESH									
1	The Anantpur District Co Operative Central Bank Ltd.	1095	1502.50	1095	1502.50	0	0.00	0	0.00
2	The Andhra Pradesh State Co-Operative Bank Ltd.	46	17.91	46	17.91	0	0.00	0	0.00
3	The Chittoor District Co-Operative Central Bank Ltd.	508	255.61	508	255.61	0	0.00	0	0.00
4	The District Co-Operative Central Bank Ltd., Eluru	1606	2013.38	1606	2013.38	0	0.00	0	0.00
5	The District Cooperative Central Bank Ltd., Kakinada	72	100.82	72	100.82	0	0.00	0	0.00
6	The District Cooperative Central Bank Ltd., Kurnool	97	157.50	90	157.50	97	157.50	0	0.00
7	The District Co-Operative Central Bank Ltd., Srikakulam	7	7.44	7	7.44	0	0.00	0	0.00
8	The District Co-Operative Central Bank Ltd., Visakhapatnam	663	999.53	663	999.53	398	599.71	0	0.00
9	The Guntur District Co-Operative Central Bank	805	781.77	802	780.96	0	0.00	0	0.00
10	The Krishna District Co-Operative Central Bank Ltd.	5417	15365.29	5417	15365.29	0	0.00	0	0.00
11	The Nellore District Co-Operative Central Bank Ltd.	8	2.63	7	2.37	0	0.00	0	0.00
12	The Prakasam District Co-Operative Central Bank Ltd.	427	983.05	427	983.05	0	0.00	0	0.00
	Total	10751	22187.43	10740	22186.36	495	757.21	0	0.00
KARNATAKA									
1	Bagalkot District Central Co-Operative Bank Ltd.	610	563.05	538	500.25	96	94.55	32	35.20
2	Mandya District Co-Operative Central Bank Ltd.	1284	5395.03	1095	4600.90	1062	4462.25	222	932.78
3	The Bangalore, Bangalore Rural & Ramanagra District Co-Operative Bank Ltd.	863	1803.89	858	1793.89	699	1433.29	0	0.00
4	The Belagavi District Central Co-Operative Bank Ltd.	1860	2792.54	1581	2233.17	1488	2206.60	372	585.94
5	The Bellary District Co-Operative Central Bank Ltd.	1386	1749.53	1367	1713.45	771	1483.28	0	0.00

STATEMENT - V - C (contd.)

(Amt. ₹ lakh)

Sr. No.	Name of Bank	Total Bank Loans outstanding against SHGs		Out of Total - Exclusive Women SHGs		Out of Total - NRLM/SGSY SHGs		Out of Total SHGs -NULM/SJSRY SHGs	
		No. of SHGs	Loans O/S	No. of SHGs	Loans O/S	No. of SHGs	Loans O/S	No. of SHGs	Loans O/S
6	The Chikmagalur District Co-Operative Central Bank Ltd.	1410	973.43	1255	881.43	103	253.00	0	0.00
7	The Chitradurga District Co-Operative Central Bank Ltd.	1382	1635.41	1350	1619.67	929	1225.96	81	136.67
8	The Dawangere District Central Co-Operative Bank Ltd.	1689	1655.22	1615	1582.70	0	0.00	0	0.00
9	The District Co-Operative Central Bank Ltd., Bidar	11412	16577.06	11214	16366.94	0	0.00	0	0.00
10	The Gulbarga And Yadgir District Co-Operative Central Bank Ltd.	1233	689.39	1233	689.39	0	0.00	0	0.00
11	The Hassan District Co-Operative Central Bank Ltd.	7436	6018.81	7064	5778.09	2152	4048.36	97	194.84
12	The Kanara District Central Co- Operative Bank Ltd.	2198	1823.95	2069	1698.79	1053	895.40	1016	803.39
13	The Karnataka Central Co-Operative Bank Ltd.,(Dharwad)	757	726.06	420	469.46	379	362.88	0	0.00
14	The Kodagu District Co-Operative Central Bank Ltd.	1357	2821.77	1051	2205.40	22	41.50	0	0.00
15	The Kolar And Chickaballapur District Co Operative Central Bank Ltd.	12755	34015.64	12708	33861.01	0	0.00	0	0.00
16	The Mysore And Chamarnajagar District Cooperative Central Bank Ltd.	1964	1337.80	1835	1243.32	225	114.22	14	45.55
17	The Raichur District Central Co-Operative Bank Ltd.	1098	1099.09	1098	1099.09	552	490.20	546	608.89
18	The Shimoga District Co-Operative Central Bank Ltd.	5190	7049.01	2884	5499.04	1396	1742.35	110	138.06
19	The South Canara District Central Co-Operative Bank Ltd.	16929	16778.23	11136	11304.34	0	0.00	0	0.00
20	The Tumkur District Central Co-Operative Bank Ltd.	3415	12046.11	3415	12046.11	2696	8138.32	0	0.00
21	The Vijayapura District Central Co-Operative Bank Ltd.	1433	721.18	1204	548.09	0	0.00	0	0.00
	Total	77661	118272.20	66990	107734.53	13623	26992.16	2490	3481.32

STATEMENT - V - C (contd.)

(Amt. ₹ lakh)

Sr. No.	Name of Bank	Total Bank Loans outstanding against SHGs		Out of Total - Exclusive Women SHGs		Out of Total - NRLM/SGSY SHGs		Out of Total SHGs -NULM/SJSRY SHGs	
		No. of SHGs	Loans O/S	No. of SHGs	Loans O/S	No. of SHGs	Loans O/S	No. of SHGs	Loans O/S
KERALA									
1	The Alappuzha District Co-Operative Bank Ltd.	1264	5241.67	1163	4822.34	0	0.00	0	0.00
2	The Ernakulam District Co-Operative Bank Ltd.	89	88.21	74	77.96	0	0.00	0	0.00
3	The Idukki District Co-Operative Bank Ltd.	2485	5902.43	1951	4497.94	2485	5902.43	0	0.00
4	The Kannur District Co-Operative Bank Ltd.	439	975.89	217	375.22	0	0.00	0	0.00
5	The Kasaragod District Co-Operative Bank Ltd.	621	945.86	595	872.17	621	945.86	0	0.00
6	The Kollam District Co-Operative Bank Ltd.	2561	4820.00	1204	2458.00	77	145.00	0	0.00
7	The Kottayam District Co-Operative Bank Ltd.	20	69.60	20	69.60	20	69.60	0	0.00
8	The Kozhikode District Co-Operative Bank Ltd.	347	902.00	303	787.00	297	771.00	50	131.00
9	The Malappuram District Co-Operative Bank Ltd.	501	529.31	501	529.31	392	332.82	0	0.00
10	The Palakkad District Co-Operative Bank Ltd.	128	173.82	127	170.70	110	150.24	8	12.08
11	The Pathanamthitta District Co-Operative Bank Ltd.	811	2510.86	791	2400.45	0	0.00	0	0.00
12	The Thiruvananthapuram District Co-Operative Bank Ltd.	298	928.58	298	928.58	298	928.58	0	0.00
13	The Wayanad District Co-Operative Bank Ltd.	3366	6027.07	3366	6027.07	3366	6027.07	0	0.00
	Total	12930	29115.30	10610	24016.34	7666	15272.60	58	143.08
PUDUCHERRY									
1	The Pondicherry State Co-Operative Bank Ltd.	841	1653.46	816	1642.88	828	1646.80	13	6.66
	Total	841	1653.46	816	1642.88	828	1646.80	13	6.66
TAMIL NADU									
1	Chennai Central Co-Operative Bank Ltd.	352	306.42	352	306.42	0	0.00	0	0.00
2	Dindigul Central Co-Operative Bank Ltd.	1575	2489.78	1519	2434.99	38	45.38	0	0.00
3	The Coimbatore District Central Co-Operative Bank Ltd.	2826	4984.74	2759	4810.35	2041	3120.78	785	1863.96
4	The Cuddalore District Central Co-Operative Bank Ltd.	541	550.68	536	538.93	527	507.50	14	43.18
5	The Dharmapuri District Central Co-Operative Bank Ltd.	3104	2006.06	3104	2006.06	60	45.39	0	0.00
6	The Erode District Central Co-Operative Bank Ltd.	3136	4454.73	3136	4454.73	3136	4454.73	0	0.00

STATEMENT - V - C (contd.)

(Amt. ₹ lakh)

Sr. No.	Name of Bank	Total Bank Loans outstanding against SHGs		Out of Total - Exclusive Women SHGs		Out of Total - NRLM/SGSY SHGs		Out of Total SHGs -NULM/SJSRY SHGs	
		No. of SHGs	Loans O/S	No. of SHGs	Loans O/S	No. of SHGs	Loans O/S	No. of SHGs	Loans O/S
7	The Kancheepuram Central Co-Op.bank Ltd.	2705	2793.76	2705	2793.76	0	0.00	0	0.00
8	The Kanyakumari District Central Co-Operative Bank Ltd.	4216	10133.75	3795	9120.38	0	0.00	0	0.00
9	The Kumbakonam Central Co-Op Bank Ltd.	3841	2824.76	3841	2824.76	8	34.40	0	0.00
10	The Madurai District Central Co-Operative Bank Ltd.	1459	2002.65	1459	2002.65	1020	1401.85	291	400.40
11	The Nilgiris District Central Co-Operative Bank Ltd.	1579	4586.55	1507	4377.00	0	0.00	0	0.00
12	The Pudukottai District Central Co-Operative Bank Ltd.	1671	2003.20	1589	1905.04	0	0.00	0	0.00
13	The Ramanathapuram District Central Co-Operative Bank Ltd.	2485	2696.68	2485	2696.68	0	0.00	2485	2696.68
14	The Salem District Central Co-Operative Bank Ltd.	11497	11620.90	10922	11039.85	5748	5810.45	4598	4648.36
15	The Sivgangai District Central Co-Operative Bank Ltd.	899	1314.12	899	1314.12	0	0.00	0	0.00
16	The Thanjavur Central Co-Operative Bank Ltd.	2050	1575.73	2050	1575.73	2050	1575.73	0	0.00
17	The Tiruchirapalli District Central Co-Operative Bank Ltd.	11146	9983.07	10845	9960.07	10960	9372.84	186	610.23
18	The Tirunelveli District Central Co-Operative Bank Ltd.	577	2794.73	577	2794.73	577	2794.73	0	0.00
19	The Tiruvannamalai District Central Co-Operative Bank Ltd.	11452	10332.33	11440	10315.96	11452	10332.33	0	0.00
20	The Vellore District Central Cooperative Bank Ltd.	5873	5100.72	5873	5100.72	1450	2900.00	0	0.00
21	The Villupuram District Central Co-Operative Bank Ltd.	2153	3185.60	2153	3185.60	2153	3185.60	0	0.00
22	The Virudhunagar District Central Co-Operative Bank Ltd.	925	1646.60	925	1646.60	0	0.00	0	0.00
23	Thoothukudi District Central Co-Operative Bank Ltd.	1147	5873.01	1147	5873.01	1106	5790.71	41	82.30
	Total	77209	95260.57	75618	93078.14	42326	51372.42	8400	10345.11
	TELANGANA								
1	The Adilabad District Co Operative Central Bank Ltd.	390	425.57	369	402.99	390	425.57	0	0.00

STATEMENT - V - C (contd.)

(Amt. ₹ lakh)

Sr. No.	Name of Bank	Total Bank Loans outstanding against SHGs		Out of Total - Exclusive Women SHGs		Out of Total - NRLM/SGSY SHGs		Out of Total SHGs -NULM/SJSRY SHGs	
		No. of SHGs	Loans O/S	No. of SHGs	Loans O/S	No. of SHGs	Loans O/S	No. of SHGs	Loans O/S
2	The District Co-Operative Central Bank Ltd., Khammam	445	627.09	445	627.09	445	627.09	0	0.00
3	The District Co-Operative Central Bank Ltd., Medak	645	1506.29	645	1506.29	0	0.00	0	0.00
4	The District Co-Operative Central Bank Ltd., Warangal	89	23.94	89	23.94	0	0.00	0	0.00
5	The Karimnagar District Co-Operative Central Bank Ltd.	3193	7250.78	3193	7250.78	3193	7250.78	0	0.00
6	The Mahbubnagar District Co-Operative Central Bank Ltd.	16	20.41	16	20.41	0	0.00	0	0.00
7	The Nalgonda District Co-Operative Central Bank Ltd.	443	438.19	443	438.19	0	0.00	0	0.00
8	The Nizamabad District Co-Operative Central Bank Ltd.	3113	4585.32	3113	4585.32	0	0.00	0	0.00
9	The Telangana State Co-Operative Bank Ltd.	321	718.47	318	713.08	0	0.00	321	718.47
	Total	8655	15596.06	8631	15568.09	4028	8303.44	321	718.47
	Total Southern Region	188047	282085.02	173405	264226.34	68966	104344.63	11282	14694.64
WESTERN REGION									
	GOA								
1	The Goa State Co-Operative Bank Ltd.	445	777.97	430	749.26	0	0.00	0	0.00
	Total	445	777.97	430	749.26	0	0.00	0	0.00
	GUJARAT								
1	Banaskantha District Central Co-Operative Bank	4242	62.96	4239	61.83	4242	62.96	0	0.00
2	Bhavnagar District Co-Operative Bank Ltd	10	70.00	3	28.00	0	0.00	0	0.00
3	Mehsana District Central Co-Operative Bank	126	224.00	125	218.01	0	0.00	0	0.00
4	Panchmahals District Co-Operative Bank Ltd.	0	0.00	0	0.00	0	0.00	0	0.00
5	Rajkot District Co-Operative Bank Ltd.	513	451.80	511	448.71	97	66.63	0	0.00
6	Sabarkantha District Central Co-Operative Bank	116	58.05	115	57.18	0	0.00	0	0.00
7	Surat District Co-Operative Bank Ltd.	212	67.00	212	67.00	0	0.00	0	0.00
8	The Ahmedabad District Co-Operative Bank Ltd.	178	59.21	153	46.03	145	43.90	1	0.85
9	The Amreli Jil Madhyastha Sahakari Bank Ltd.	93	33.55	93	33.55	0	0.00	0	0.00

STATEMENT - V - C (contd.)

(Amt. ₹ lakh)

Sr. No.	Name of Bank	Total Bank Loans outstanding against SHGs		Out of Total - Exclusive Women SHGs		Out of Total - NRLM/SGSY SHGs		Out of Total SHGs -NULM/SJSRY SHGs	
		No. of SHGs	Loans O/S	No. of SHGs	Loans O/S	No. of SHGs	Loans O/S	No. of SHGs	Loans O/S
10	The Bharuch District Central Co-Operative Bank Ltd.	61	319.81	24	130.12	0	0.00	0	0.00
11	The Gujarat State Co-Operative Bank Ltd.	0	0.00	0	0.00	0	0.00	0	0.00
12	The Jamnagar District Co-Operative Bank Ltd.	54	20.69	54	20.69	0	0.00	0	0.00
13	The Junagadh Jill Sahakari Bank Ltd.	0	0.00	0	0.00	0	0.00	0	0.00
14	The Kachchh District Central Co-Operative Bank	0	0.00	0	0.00	0	0.00	0	0.00
15	The Kaira District Central Co-Operative Bank Ltd.	2	0.09	1	0.01	0	0.00	2	0.09
16	The Kodinar Taluka Co-Operative Banking Union Ltd.	207	67.41	207	67.41	0	0.00	0	0.00
17	The Surendranagar District Co-Operative Bank Ltd.	0	0.00	0	0.00	0	0.00	0	0.00
18	Valsad District Central Co-Operative Bank Ltd	5	2.73	5	2.73	0	0.00	0	0.00
	Total	5819	1437.30	5742	1181.27	4484	173.49	3	0.94
MAHARASHTRA									
1	Akola District Central Co-Operative Bank Ltd.	304	135.11	304	135.11	169	92.91	0	0.00
2	Amrawati District Central Co-Operative Bank Ltd.	455	142.32	323	103.00	0	0.00	0	0.00
3	Aurangabad District Central Co-Operative Bank Ltd.	207	106.00	207	106.00	0	15.00	0	0.00
4	Beed District Central Co-Operative Bank Ltd.	436	274.94	218	173.44	258	203.00	0	0.00
5	Bhandara District Central Co-Operative Bank Ltd.	1516	629.75	1504	622.94	651	354.76	0	0.00
6	Buldhana District Central Co-Operative Bank Ltd.	43	41.48	36	24.68	9	17.61	0	0.00
7	Chandrapur District Central Co-Operative Bank Ltd.	3205	921.06	3205	921.06	803	136.42	2402	784.64
8	Dhule & Nandurbar District Central Co-Operativebank Ltd.	363	394.68	336	356.65	78	101.23	0	0.00
9	Gadchiroli District Central Co-Operative Bank Ltd.	2280	1068.74	2246	1059.34	765	365.24	26	9.40
10	Jalna District Central Co-Operative Bank Ltd.	60	57.18	57	49.38	0	0.00	0	0.00
11	Latur District Central Co-Operative Bank Ltd.	1348	570.01	1348	570.01	380	237.91	0	0.00

STATEMENT - V - C (contd.)

(Amt. ₹ lakh)

Sr. No.	Name of Bank	Total Bank Loans outstanding against SHGs		Out of Total - Exclusive Women SHGs		Out of Total - NRLM/SGSY SHGs		Out of Total SHGs -NULM/SJSRY SHGs	
		No. of SHGs	Loans O/S	No. of SHGs	Loans O/S	No. of SHGs	Loans O/S	No. of SHGs	Loans O/S
12	Nagpur District Central Co-Operative Bank Ltd.	0	0.00	0	0.00	0	0.00	0	0.00
13	Nasik District Central Co-Operative Bank Ltd.	48	36.41	48	36.41	48	36.41	0	0.00
14	Osmanabad District Central Co-Operative Bank Ltd.	0	0.00	0	0.00	0	0.00	0	0.00
15	Parbhani District Central Co-Operative Bank Ltd.	1061	653.39	843	432.37	843	432.37	0	0.00
16	Pune District Central Co-Operative Bank Ltd.	947	612.77	940	607.50	94	65.44	0	0.00
17	Raigad District Central Co-Operative Bank Ltd.	3810	958.06	3611	885.99	196	92.41	0	0.00
18	Ratnagiri District Central Co-Operative Bank Ltd.	547	434.25	540	424.87	54	38.25	0	0.00
19	Sangli District Central Co-Operative Bank Ltd.	24410	501.36	22981	401.09	3748	342.00	0	0.00
20	Sholapur District Central Co-Operative Bank Ltd.	158	226.48	158	226.48	0	0.00	158	226.48
21	Sindhudurg District Central Co-Operative Bank Ltd.	4751	4507.87	4150	4179.70	339	185.20	0	0.00
22	The Ahmednagar District Central Co-Operative Bank Ltd.	962	526.57	962	526.57	330	219.34	0	0.00
23	The Gondia District Central Co-Operative Bank Ltd.	288	84.88	248	76.62	0	0.00	0	0.00
24	The Jalgaon District Central Co-Operative Bank Ltd.	211	219.56	211	219.56	0	0.00	0	0.00
25	The Maharashtra State Co-Operative Bank Ltd.	2	3.57	2	3.57	0	0.00	0	0.00
26	The Nanded District Central Co-Operative Bank Ltd.	32	2.29	32	2.29	0	0.00	0	0.00
27	The Satara District Central Co-Operative Bank Ltd.	285	82.56	285	82.56	15	14.85	0	0.00
28	The Thane District Central Co-Operative Bank Ltd.	3152	3048.60	3152	3048.60	80	36.76	0	0.00
29	Wardha District Central Co-Operative Bank Ltd.	392	181.40	347	157.28	126	73.74	0	0.00
	Total	51273	16421.29	48294	15433.07	8986	3060.85	2586	1020.52
	Total Western Region	57537	18636.56	54466	17363.60	13470	3234.34	2589	1021.46
	Grand Total	458051	411175.75	423557	382695.66	141853	135291.79	17385	17054.71

STATEMENT - VI - A (I)

Progress under Microfinance - NPAs against Bank loans to SHGs of Public Sector Com. Banks as on 31 March 2018

(Amt. ₹ lakh)

Sr. No.	Name of Bank	For Total SHGs		Out of Total - Exclusive Women SHGs		For SHGs under NRLM/SGSYY		For SHGs under NULM/SJSRY	
		Amount of NPAs	NPA as %age to Total loans O/S	Amount of NPAs	NPA as %age to Total loans O/S	Amount of NPAs	NPA as %age to Total loans O/S	Amount of NPAs	NPA as %age to Total loans O/S
CENTRAL REGION									
CHHATTISGARH									
1	Allahabad Bank	28.09	2.29	9.94	0.84	12.31	1.06	0.72	2.66
2	Andhra Bank	0.00	0.00	0.00	0.00	0.00	0.00	0.00	0.00
3	Bank of Baroda	83.00	8.42	75.00	8.23	49.00	5.77	0.00	0.00
4	Bank of India	0.00	0.00	0.00	0.00	0.00	0.00	0.00	0.00
5	Bank of Maharashtra	14.30	6.29	7.53	4.07	6.88	5.00	0.00	0.00
6	Canara Bank	9.00	2.43	4.00	1.57	0.00	0.00	0.00	0.00
7	Central Bank of India	37.99	1.32	12.63	1.80	12.63	1.80	0.00	0.00
8	Corporation Bank	0.31	0.15	0.31	0.18	0.31	0.87	0.00	0.00
9	Dena Bank	215.35	9.62	140.32	7.02	135.92	6.80	9.04	6.68
10	IDBI Bank Limited	10.61	6.36	10.46	6.68	7.78	19.52	0.00	0.00
11	Indian Bank	4.00	4.17	4.00	4.26	1.00	1.69	0.00	0.00
12	Indian Overseas Bank	6.01	1.47	6.01	1.47	6.01	1.63	0.00	0.00
13	Oriental Bank of Commerce	47.18	31.85	0.00	0.00	37.51	37.29	2.89	21.36
14	Punjab and Sind Bank	0.34	1.84	0.12	1.40	0.08	0.93	0.26	2.64
15	Punjab National Bank	418.30	19.08	199.98	13.95	94.89	6.84	7.46	13.22
16	State Bank of India	515.00	15.25	451.00	15.21	283.00	15.24	9.00	2.19
17	Syndicate Bank	19.83	13.53	13.50	11.38	13.00	14.33	0.50	1.79
18	UCO Bank	748.70	58.27	600.64	57.86	425.23	60.68	317.57	58.39
19	Union Bank of India	84.00	16.15	57.00	13.16	76.00	16.31	6.00	16.22
20	Vijaya Bank	0.00	0.00	0.00	0.00	0.00	0.00	0.00	0.00
	Total	2242.01	13.18	1592.44	12.66	1161.55	11.11	353.44	22.23
MADHYA PRADESH									
1	Allahabad Bank	413.96	24.79	174.64	14.58	286.91	22.12	0.20	1.61
2	Andhra Bank	0.00	0.00	0.00	0.00	0.00	0.00	0.00	0.00
3	Bank of Baroda	65.00	22.34	54.00	20.38	56.00	58.95	0.00	0.00
4	Bank of India	1229.00	17.81	777.00	15.20	385.00	14.21	467.00	19.69
5	Bank of Maharashtra	148.70	35.40	98.05	35.63	3.78	5.57	0.00	0.00
6	Canara Bank	123.00	37.85	117.00	36.91	0.00	0.00	0.00	0.00
7	Central Bank of India	221.17	8.13	60.42	8.97	60.42	8.97	0.00	0.00
8	Corporation Bank	3.66	17.55	3.66	43.83	0.00	0.00	0.00	0.00
9	Dena Bank	47.16	73.62	31.15	73.78	33.32	79.88	0.00	0.00
10	IDBI Bank Limited	163.87	8.37	163.87	9.11	2.04	82.93	0.00	0.00

STATEMENT - VI - A (I) (contd.)

(Amt. ₹ lakh)

Sr. No.	Name of Bank	For Total SHGs		Out of Total - Exclusive Women SHGs		For SHGs under NRLM/SGSYY		For SHGs under NULM/SJSRY	
		Amount of NPAs	NPA as %age to Total loans O/S	Amount of NPAs	NPA as %age to Total loans O/S	Amount of NPAs	NPA as %age to Total loans O/S	Amount of NPAs	NPA as %age to Total loans O/S
11	Indian Bank	17.00	2.04	17.00	2.08	0.00	0.00	0.00	0.00
12	Indian Overseas Bank	0.00	0.00	0.00	0.00	0.00	0.00	0.00	0.00
13	Oriental Bank of Commerce	45.65	69.84	16.72	94.78	32.14	94.09	5.26	37.95
14	Punjab and Sind Bank	31.00	65.50	8.96	58.72	5.32	50.14	25.68	69.93
15	Punjab National Bank	237.05	14.81	103.47	15.98	46.42	13.44	0.00	0.00
16	State Bank of India	952.00	38.59	851.00	39.33	524.00	38.61	74.00	42.05
17	Syndicate Bank	56.02	48.92	56.02	51.67	19.82	56.18	22.41	44.78
18	UCO Bank	1729.46	80.85	1332.02	80.62	951.87	91.14	752.38	71.42
19	Union Bank of India	653.00	26.14	444.00	39.47	581.00	43.07	19.00	24.68
20	Vijaya Bank	7.63	15.91	7.63	16.55	6.32	14.11	1.31	100.00
	Total	6144.33	25.38	4316.61	26.47	2994.36	32.71	1367.24	35.80
UTTARAKHAND									
1	Allahabad Bank	52.67	25.43	6.26	12.59	6.49	14.15	0.00	0.00
2	Bank of Baroda	14.00	13.46	14.00	14.00	9.00	16.67	0.00	0.00
3	Bank of India	2.00	66.67	0.00	0.00	0.00	0.00	0.00	0.00
4	Bank of Maharashtra	0.00	0.00	0.00	0.00	0.00	0.00	0.00	0.00
5	Canara Bank	67.00	32.52	58.00	30.21	0.00	0.00	1.00	33.33
6	Central Bank of India	0.00	0.00	0.00	0.00	0.00	0.00	0.00	0.00
7	Corporation Bank	0.00	0.00	0.00	0.00	0.00	0.00	0.00	0.00
8	Dena Bank	1.50	48.39	1.50	48.39	1.50	48.39	0.00	0.00
9	IDBI Bank Limited	109.26	90.23	109.26	92.08	0.00	0.00	0.00	0.00
10	Indian Bank	1.00	50.00	1.00	50.00	0.00	0.00	0.00	0.00
11	Indian Overseas Bank	20.40	22.87	20.40	22.87	20.40	23.70	0.00	0.00
12	Oriental Bank of Commerce	19.36	39.64	3.87	94.85	0.00	0.00	4.30	80.52
13	Punjab and Sind Bank	8.72	25.95	5.70	21.23	5.70	20.92	3.02	47.56
14	Punjab National Bank	291.36	55.57	68.43	43.33	0.00	0.00	0.00	0.00
15	State Bank of India	204.00	37.36	204.00	37.43	112.00	37.33	1.00	50.00
16	Syndicate Bank	0.00	0.00	0.00	0.00	0.00	0.00	0.00	0.00
17	UCO Bank	1954.34	76.08	1722.18	77.71	836.09	87.44	1082.89	69.83
18	Union Bank of India	0.00	0.00	0.00	0.00	0.00	0.00	0.00	0.00
19	Vijaya Bank	0.00	0.00	0.00	0.00	0.00	0.00	0.00	0.00
	Total	2745.61	60.94	2214.60	62.47	991.18	65.32	1092.21	68.95

STATEMENT - VI - A (I) (contd.)

(Amt. ₹ lakh)

Sr. No.	Name of Bank	For Total SHGs		Out of Total - Exclusive Women SHGs		For SHGs under NRLM/SGSY		For SHGs under NULM/SJSRY	
		Amount of NPAs	NPA as %age to Total loans O/S	Amount of NPAs	NPA as %age to Total loans O/S	Amount of NPAs	NPA as %age to Total loans O/S	Amount of NPAs	NPA as %age to Total loans O/S
UTTAR PRADESH									
1	Allahabad Bank	3055.62	12.92	986.01	9.03	1789.20	14.00	2.35	3.31
2	Andhra Bank	0.20	10.64	0.20	10.64	0.20	10.64	0.00	0.00
3	Bank of Baroda	715.00	8.68	591.00	7.52	201.00	7.14	0.00	0.00
4	Bank of India	1255.00	34.69	593.00	27.54	904.00	35.55	351.00	32.65
5	Bank of Maharashtra	4.07	16.31	4.07	63.20	1.02	50.50	0.00	0.00
6	Canara Bank	432.00	61.36	414.00	62.16	5.00	8.47	10.00	35.71
7	Central Bank of India	62.97	20.78	9.38	11.25	9.38	11.25	0.00	0.00
8	Corporation Bank	0.25	0.94	0.25	3.50	0.25	4.11	0.00	0.00
9	Dena Bank	41.63	61.14	8.30	69.63	29.48	85.13	0.45	10.71
10	IDBI Bank Limited	8.52	0.35	7.42	0.31	1.10	54.46	0.00	0.00
11	Indian Bank	38.00	8.94	37.00	8.87	0.00	0.00	0.00	0.00
12	Indian Overseas Bank	52.34	15.45	52.34	15.93	52.34	15.69	0.00	0.00
13	Oriental Bank of Commerce	177.46	67.03	16.30	89.71	86.86	74.63	10.81	44.05
14	Punjab and Sind Bank	130.43	57.40	124.32	73.16	128.05	69.03	2.38	5.71
15	Punjab National Bank	2066.76	49.27	346.68	48.52	78.62	37.88	0.00	0.00
16	State Bank of India	1183.00	52.41	971.00	49.92	651.00	52.46	22.00	12.79
17	Syndicate Bank	421.50	64.87	421.50	68.32	252.87	62.66	108.07	82.32
18	UCO Bank	1903.88	78.67	1681.94	79.38	825.83	91.22	1043.54	71.57
19	Union Bank of India	0.00	0.00	0.00	0.00	0.00	0.00	0.00	0.00
20	United Bank of India	9.00	1.05	9.00	1.07	1.00	0.14	0.00	0.00
21	Vijaya Bank	2.35	3.72	0.34	0.77	0.34	0.98	0.00	0.00
	Total	11559.98	22.78	6274.05	20.05	5017.54	22.26	1550.60	49.58
	Total Central Region	22691.93	23.52	14397.70	22.60	10164.63	23.28	4363.49	43.11
EASTERN REGION									
ANDAMAN & NICOBAR									
1	Allahabad Bank	0.00	0.00	0.00	0.00	0.00	0.00	0.00	0.00
2	Bank of Baroda	0.00	0.00	0.00	0.00	0.00	0.00	0.00	0.00
3	Dena Bank	0.00	0.00	0.00	0.00	0.00	0.00	0.00	0.00
4	IDBI Bank Limited	0.00	0.00	0.00	0.00	0.00	0.00	0.00	0.00
5	Indian Bank	0.00	0.00	0.00	0.00	0.00	0.00	0.00	0.00
6	Punjab National Bank	0.21	100.00	0.00	0.00	0.00	0.00	0.00	0.00
7	State Bank of India	1.00	4.76	1.00	4.76	0.00	0.00	0.00	0.00

STATEMENT - VI - A (I) (contd.)

(Amt. ₹ lakh)

Sr. No.	Name of Bank	For Total SHGs		Out of Total - Exclusive Women SHGs		For SHGs under NRLM/SGSYY		For SHGs under NULM/SJSRY	
		Amount of NPAs	NPA as %age to Total loans O/S	Amount of NPAs	NPA as %age to Total loans O/S	Amount of NPAs	NPA as %age to Total loans O/S	Amount of NPAs	NPA as %age to Total loans O/S
8	Syndicate Bank	0.00	0.00	0.00	0.00	0.00	0.00	0.00	0.00
9	UCO Bank	5.29	93.63	3.21	89.92	0.00	0.00	5.29	93.63
10	Vijaya Bank	0.71	21.98	0.71	21.98	0.71	21.98	0.00	0.00
	Total	7.21	2.96	4.92	2.04	0.71	13.58	5.29	70.82
	BIHAR								
1	Allahabad Bank	382.00	10.61	146.72	5.34	252.00	8.80	0.54	4.59
2	Andhra Bank	0.00	0.00	0.00	0.00	0.00	0.00	0.00	0.00
3	Bank of Baroda	436.00	4.70	245.00	2.72	368.00	4.63	11.00	3.08
4	Bank of India	201.00	2.58	201.00	2.58	201.00	2.58	0.00	0.00
5	Bank of Maharashtra	0.00	0.00	0.00	0.00	0.00	0.00	0.00	0.00
6	Canara Bank	288.00	6.28	223.00	5.16	6.00	0.34	15.00	38.46
7	Central Bank of India	290.34	1.77	78.24	3.62	78.24	3.62	0.00	0.00
8	Corporation Bank	0.00	0.00	0.00	0.00	0.00	0.00	0.00	0.00
9	Dena Bank	2.47	62.85	2.47	77.19	2.47	62.85	0.00	0.00
10	IDBI Bank Limited	0.00	0.00	0.00	0.00	0.00	0.00	0.00	0.00
11	Indian Bank	30.00	3.01	29.00	2.97	1.00	20.00	0.00	0.00
12	Indian Overseas Bank	0.00	0.00	0.00	0.00	0.00	0.00	0.00	0.00
13	Oriental Bank of Commerce	0.04	1.53	0.00	0.00	0.04	100.00	0.00	0.00
14	Punjab and Sind Bank	0.00	0.00	0.00	0.00	0.00	0.00	0.00	0.00
15	Punjab National Bank	3974.43	18.45	1695.51	12.45	379.31	2.89	0.00	0.00
16	State Bank of India	1121.00	2.09	997.00	2.01	617.00	2.09	72.00	11.54
17	Syndicate Bank	15.41	2.74	10.60	2.06	10.60	14.36	0.00	0.00
18	UCO Bank	4031.80	29.00	3402.24	27.35	2683.15	36.44	214.70	93.59
19	Union Bank of India	51.00	18.15	47.00	17.28	48.00	17.52	1.00	100.00
20	United Bank of India	132.00	8.10	130.00	8.34	114.00	9.11	2.00	1.90
21	Vijaya Bank	1.29	2.46	1.29	2.46	1.29	2.46	0.00	0.00
	Total	10956.78	8.14	7209.07	6.84	4762.10	6.40	316.24	22.79
	JHARKHAND								
1	Allahabad Bank	324.60	15.58	117.71	9.84	215.20	17.07	0.72	16.25
2	Andhra Bank	0.00	0.00	0.00	0.00	0.00	0.00	0.00	0.00
3	Bank of Baroda	78.00	18.48	65.00	16.21	78.00	20.05	0.00	0.00
4	Bank of India	91.00	1.97	88.00	2.00	91.00	1.99	0.00	0.00
5	Bank of Maharashtra	0.00	0.00	0.00	0.00	0.00	0.00	0.00	0.00
6	Canara Bank	114.01	3.08	114.01	3.38	84.00	3.10	0.00	0.00

STATEMENT - VI - A (I) (contd.)

(Amt. ₹ lakh)

Sr. No.	Name of Bank	For Total SHGs		Out of Total - Exclusive Women SHGs		For SHGs under NRLM/SGSYY		For SHGs under NULM/SJSRY	
		Amount of NPAs	NPA as %age to Total loans O/S	Amount of NPAs	NPA as %age to Total loans O/S	Amount of NPAs	NPA as %age to Total loans O/S	Amount of NPAs	NPA as %age to Total loans O/S
7	Central Bank of India	17.23	6.58	9.31	13.65	9.31	13.65	0.00	0.00
8	Corporation Bank	0.00	0.00	0.00	0.00	0.00	0.00	0.00	0.00
9	Dena Bank	3.15	12.34	0.18	1.36	1.93	22.18	0.00	0.00
10	IDBI Bank Limited	346.81	59.18	337.67	61.22	7.11	25.18	0.00	0.00
11	Indian Bank	85.00	18.20	83.00	18.12	83.00	18.00	0.00	0.00
12	Indian Overseas Bank	12.54	17.78	12.54	17.78	12.54	23.54	0.00	0.00
13	Oriental Bank of Commerce	8.21	92.45	7.01	100.00	0.00	0.00	0.00	0.00
14	Punjab and Sind Bank	3.37	44.75	0.06	1.42	0.00	0.00	3.37	100.00
15	Punjab National Bank	1006.09	42.21	552.86	43.66	31.24	3.63	0.00	0.00
16	State Bank of India	826.00	14.43	762.00	14.35	454.00	14.42	2.00	20.00
17	Syndicate Bank	12.04	13.97	12.04	15.57	0.00	0.00	0.00	0.00
18	UCO Bank	818.81	85.31	712.43	85.04	602.42	87.75	199.71	82.37
19	Union Bank of India	40.00	19.05	32.00	17.58	38.00	21.11	2.00	18.18
20	United Bank of India	155.00	8.96	153.00	9.15	136.00	9.57	3.00	4.84
21	Vijaya Bank	0.36	0.75	0.36	0.75	0.36	0.75	0.00	0.00
	Total	3942.22	16.84	3059.18	15.33	1844.11	11.59	210.80	50.01
ODISHA									
1	Allahabad Bank	614.82	16.07	312.08	9.33	370.06	11.09	0.00	0.00
2	Andhra Bank	648.97	18.50	625.77	18.08	462.42	15.28	163.35	37.53
3	Bank of Baroda	145.00	10.30	125.00	9.20	116.00	9.25	0.00	0.00
4	Bank of India	387.00	4.61	387.00	4.61	384.00	4.60	3.00	5.88
5	Bank of Maharashtra	0.76	5.40	0.76	5.40	0.00	0.00	0.00	0.00
6	Canara Bank	225.00	7.32	200.00	7.02	16.00	1.61	27.00	41.54
7	Central Bank of India	16.45	0.89	4.76	2.02	4.76	2.02	0.00	0.00
8	Corporation Bank	0.27	0.34	0.27	0.39	0.00	0.00	0.00	0.00
9	Dena Bank	0.39	0.80	0.39	0.81	0.39	0.84	0.00	0.00
10	IDBI Bank Limited	731.66	10.65	708.82	10.60	0.00	0.00	0.00	0.00
11	Indian Bank	425.00	19.54	417.00	19.56	51.00	4.55	0.00	0.00
12	Indian Overseas Bank	980.17	20.28	980.17	20.40	980.17	20.52	0.00	0.00
13	Oriental Bank of Commerce	49.88	31.78	2.16	15.36	23.71	26.35	0.34	12.55
14	Punjab and Sind Bank	0.00	0.00	0.00	0.00	0.00	0.00	0.00	0.00

STATEMENT - VI - A (I) (contd.)

(Amt. ₹ lakh)

Sr. No.	Name of Bank	For Total SHGs		Out of Total - Exclusive Women SHGs		For SHGs under NRLM/SGSYY		For SHGs under NULM/SJSRY	
		Amount of NPAs	NPA as %age to Total loans O/S	Amount of NPAs	NPA as %age to Total loans O/S	Amount of NPAs	NPA as %age to Total loans O/S	Amount of NPAs	NPA as %age to Total loans O/S
15	Punjab National Bank	583.10	25.88	121.89	17.36	35.73	4.43	1.50	3.35
16	State Bank of India	3519.00	16.03	3167.00	15.91	1935.00	16.02	154.00	22.81
17	Syndicate Bank	58.53	4.45	37.42	3.33	32.62	13.55	0.96	0.95
18	UCO Bank	10091.48	50.89	8529.91	49.62	7286.96	48.68	1777.48	86.92
19	Union Bank of India	1037.00	27.88	972.00	27.27	978.00	29.85	48.00	13.11
20	United Bank of India	403.00	9.15	397.00	9.14	361.00	9.37	6.00	5.00
21	Vijaya Bank	74.94	67.13	69.36	66.35	69.36	66.35	0.00	0.00
	Total	19992.42	22.25	17058.76	21.23	13107.18	22.32	2181.63	53.79
	WEST BENGAL								
1	Allahabad Bank	344.81	0.87	210.60	0.54	236.87	0.62	0.59	0.17
2	Andhra Bank	0.00	0.00	0.00	0.00	0.00	0.00	0.00	0.00
3	Bank of Baroda	174.00	8.64	145.00	7.66	124.00	7.12	1.00	4.76
4	Bank of India	236.00	3.44	187.00	2.81	155.00	2.88	12.00	17.39
5	Bank of Maharashtra	0.00	0.00	0.00	0.00	0.00	0.00	0.00	0.00
6	Canara Bank	75.00	1.96	70.00	1.95	3.00	0.22	1.00	4.35
7	Central Bank of India	244.15	1.00	50.22	0.76	50.22	0.76	0.00	0.00
8	Corporation Bank	0.45	1.62	0.20	0.75	0.00	0.00	0.00	0.00
9	Dena Bank	0.00	0.00	0.00	0.00	0.00	0.00	0.00	0.00
10	IDBI Bank Limited	1.84	0.03	1.84	0.04	0.00	0.00	0.00	0.00
11	Indian Bank	260.00	14.49	255.00	14.51	22.00	1.93	0.00	0.00
12	Indian Overseas Bank	32.69	2.22	32.69	2.28	32.69	2.31	0.00	0.00
13	Oriental Bank of Commerce	1.99	5.40	0.00	0.00	1.84	25.84	0.00	0.00
14	Punjab and Sind Bank	11.11	55.33	0.01	10.00	0.00	0.00	11.11	55.33
15	Punjab National Bank	485.40	3.89	276.14	3.51	98.46	0.99	0.00	0.00
16	State Bank of India	1168.00	2.37	1056.00	2.30	642.00	2.37	43.00	5.99
17	Syndicate Bank	48.42	1.81	48.42	2.40	28.17	4.44	4.40	2.16
18	UCO Bank	2611.65	13.46	2339.17	13.78	513.57	4.24	479.64	69.49
19	Union Bank of India	0.00	0.00	0.00	0.00	0.00	0.00	0.00	0.00
20	United Bank of India	2028.00	5.13	1987.00	5.07	1652.00	4.36	27.00	7.58
21	Vijaya Bank	0.47	0.29	0.47	0.30	0.47	0.31	0.00	0.00
	Total	7723.98	3.68	6659.76	3.75	3560.29	2.47	579.74	20.89
	Total Eastern Region	42622.61	9.30	33991.69	8.87	23274.39	7.94	3293.70	38.09

STATEMENT - VI - A (I) (contd.)

(Amt. ₹ lakh)

Sr. No.	Name of Bank	For Total SHGs		Out of Total - Exclusive Women SHGs		For SHGs under NRLM/SGSYY		For SHGs under NULM/SJSRY	
		Amount of NPAs	NPA as %age to Total loans O/S	Amount of NPAs	NPA as %age to Total loans O/S	Amount of NPAs	NPA as %age to Total loans O/S	Amount of NPAs	NPA as %age to Total loans O/S
NORTH EASTERN REGION									
ARUNACHAL PRADESH									
1	Bank of Baroda	0.00	0.00	0.00	0.00	0.00	0.00	0.00	0.00
2	Bank of India	0.00	0.00	0.00	0.00	0.00	0.00	0.00	0.00
3	Bank of Maharashtra	5.47	100.00	5.47	100.00	0.00	0.00	0.00	0.00
4	Canara Bank	0.00	0.00	0.00	0.00	0.00	0.00	0.00	0.00
5	Indian Bank	0.00	0.00	0.00	0.00	0.00	0.00	0.00	0.00
6	Oriental Bank of Commerce	1.50	100.00	0.00	0.00	0.00	0.00	0.00	0.00
7	Punjab and Sind Bank	0.00	0.00	0.00	0.00	0.00	0.00	0.00	0.00
8	Punjab National Bank	25.61	43.60	24.61	43.40	22.43	45.12	0.00	0.00
9	State Bank of India	29.00	40.85	29.00	40.85	16.00	41.03	0.00	0.00
10	Syndicate Bank	3.00	16.74	0.00	0.00	0.00	0.00	0.00	0.00
11	UCO Bank	0.00	0.00	0.00	0.00	0.00	0.00	0.00	0.00
12	Vijaya Bank	1.92	18.30	1.41	14.13	1.41	14.13	0.00	0.00
	Total	66.50	39.98	60.49	41.96	39.84	39.88	0.00	0.00
ASSAM									
1	Allahabad Bank	276.08	11.52	130.54	6.51	211.75	10.19	0.00	0.00
2	Bank of Baroda	15.00	8.72	9.00	5.77	6.00	37.50	0.00	0.00
3	Bank of India	15.00	7.77	11.00	7.14	0.00	0.00	0.00	0.00
4	Bank of Maharashtra	1.02	2.67	1.02	12.93	1.02	17.17	0.00	0.00
5	Canara Bank	107.00	47.77	92.00	44.88	1.00	5.26	1.00	33.33
6	Central Bank of India	43.78	4.88	3.26	1.36	3.26	1.36	0.00	0.00
7	Corporation Bank	0.00	0.00	0.00	0.00	0.00	0.00	0.00	0.00
8	Dena Bank	1.36	7.23	1.36	7.64	0.63	3.49	0.00	0.00
9	IDBI Bank Limited	85.07	1.38	30.81	0.57	8.04	2.92	0.00	0.00
10	Indian Bank	13.00	9.42	13.00	9.63	8.00	14.81	0.00	0.00
11	Indian Overseas Bank	29.24	10.08	29.24	10.08	29.24	10.15	0.00	0.00
12	Oriental Bank of Commerce	0.84	50.91	0.00	0.00	0.00	0.00	0.00	0.00
13	Punjab and Sind Bank	0.00	0.00	0.00	0.00	0.00	0.00	0.00	0.00
14	Punjab National Bank	479.04	66.88	168.78	66.43	55.21	41.62	3.76	100.00
15	State Bank of India	571.00	34.40	571.00	34.40	314.00	34.39	9.00	30.00
16	Syndicate Bank	14.69	16.93	14.69	16.93	0.00	0.00	0.00	0.00

STATEMENT - VI - A (I) (contd.)

(Amt. ₹ lakh)

Sr. No.	Name of Bank	For Total SHGs		Out of Total - Exclusive Women SHGs		For SHGs under NRLM/SGSYY		For SHGs under NULM/SJSRY	
		Amount of NPAs	NPA as %age to Total loans O/S	Amount of NPAs	NPA as %age to Total loans O/S	Amount of NPAs	NPA as %age to Total loans O/S	Amount of NPAs	NPA as %age to Total loans O/S
17	UCO Bank	2525.35	49.50	2436.73	50.11	2243.19	47.68	135.97	56.41
18	Union Bank of India	371.00	24.70	253.00	33.25	298.00	25.85	52.00	98.11
19	United Bank of India	696.00	9.60	682.00	9.49	622.00	9.64	8.00	12.70
20	Vijaya Bank	10.08	14.91	9.57	22.04	9.57	22.04	0.00	0.00
	Total	5254.55	19.51	4457.00	18.95	3810.91	22.99	209.73	50.39
MANIPUR									
1	Allahabad Bank	0.00	0.00	0.00	0.00	0.00	0.00	0.00	0.00
2	Bank of Baroda	0.00	0.00	0.00	0.00	0.00	0.00	0.00	0.00
3	Bank of India	0.00	0.00	0.00	0.00	0.00	0.00	0.00	0.00
4	Bank of Maharashtra	0.00	0.00	0.00	0.00	0.00	0.00	0.00	0.00
5	Canara Bank	0.00	0.00	0.00	0.00	0.00	0.00	0.00	0.00
6	Central Bank of India	0.00	0.00	0.00	0.00	0.00	0.00	0.00	0.00
7	Dena Bank	0.00	0.00	0.00	0.00	0.00	0.00	0.00	0.00
8	IDBI Bank Limited	0.00	0.00	0.00	0.00	0.00	0.00	0.00	0.00
9	Indian Bank	0.00	0.00	0.00	0.00	0.00	0.00	0.00	0.00
10	Indian Overseas Bank	0.00	0.00	0.00	0.00	0.00	0.00	0.00	0.00
11	Punjab and Sind Bank	0.00	0.00	0.00	0.00	0.00	0.00	0.00	0.00
12	Punjab National Bank	0.00	0.00	0.00	0.00	0.00	0.00	0.00	0.00
13	State Bank of India	9.00	7.50	9.00	7.50	5.00	7.58	0.00	0.00
14	UCO Bank	9.42	37.06	7.76	37.78	5.41	41.78	4.01	100.00
15	Vijaya Bank	0.00	0.00	0.00	0.00	0.00	0.00	0.00	0.00
	Total	18.42	8.35	16.76	7.92	10.41	7.32	4.01	66.72
MEGHALAYA									
1	Bank of Baroda	0.00	0.00	0.00	0.00	0.00	0.00	0.00	0.00
2	Bank of India	0.00	0.00	0.00	0.00	0.00	0.00	0.00	0.00
3	Bank of Maharashtra	0.00	0.00	0.00	0.00	0.00	0.00	0.00	0.00
4	Canara Bank	0.00	0.00	0.00	0.00	0.00	0.00	0.00	0.00
5	Central Bank of India	0.00	0.00	0.00	0.00	0.00	0.00	0.00	0.00
6	Indian Bank	3.00	100.00	3.00	100.00	0.00	0.00	0.00	0.00
7	Indian Overseas Bank	0.00	0.00	0.00	0.00	0.00	0.00	0.00	0.00
8	Punjab National Bank	0.00	0.00	0.00	0.00	0.00	0.00	0.00	0.00

STATEMENT - VI - A (I) (contd.)

(Amt. ₹ lakh)

Sr. No.	Name of Bank	For Total SHGs		Out of Total - Exclusive Women SHGs		For SHGs under NRLM/SGSYY		For SHGs under NULM/SJSRY	
		Amount of NPAs	NPA as %age to Total loans O/S	Amount of NPAs	NPA as %age to Total loans O/S	Amount of NPAs	NPA as %age to Total loans O/S	Amount of NPAs	NPA as %age to Total loans O/S
9	State Bank of India	28.00	40.58	28.00	40.58	15.00	39.47	0.00	0.00
10	Syndicate Bank	0.00	0.00	0.00	0.00	0.00	0.00	0.00	0.00
11	Uco Bank	20.47	89.23	18.94	94.04	14.16	99.58	5.45	69.34
12	Vijaya Bank	0.00	0.00	0.00	0.00	0.00	0.00	0.00	0.00
	Total	51.47	46.60	49.94	53.98	29.16	55.37	5.45	69.34
	MIZORAM								
1	Allahabad Bank	0.00	0.00	0.00	0.00	0.00	0.00	0.00	0.00
2	Bank of Baroda	0.00	0.00	0.00	0.00	0.00	0.00	0.00	0.00
3	Bank of Maharashtra	0.00	0.00	0.00	0.00	0.00	0.00	0.00	0.00
4	Canara Bank	0.00	0.00	0.00	0.00	0.00	0.00	0.00	0.00
5	Central Bank of India	0.00	0.00	0.00	0.00	0.00	0.00	0.00	0.00
6	Dena Bank	0.00	0.00	0.00	0.00	0.00	0.00	0.00	0.00
7	IDBI Bank Limited	0.00	0.00	0.00	0.00	0.00	0.00	0.00	0.00
8	State Bank of India	4.00	21.05	4.00	21.05	0.00	0.00	1.00	50.00
9	Syndicate Bank	0.00	0.00	0.00	0.00	0.00	0.00	0.00	0.00
10	UCO Bank	29.87	59.99	19.92	52.91	0.00	0.00	29.87	97.11
	Total	33.87	44.55	23.92	38.04	0.00	0.00	30.87	91.44
	NAGALAND								
1	Allahabad Bank	4.47	61.91	2.55	52.04	3.47	59.62	0.00	0.00
2	Bank of Baroda	3.00	15.79	3.00	16.67	3.00	27.27	0.00	0.00
3	Bank of India	0.00	0.00	0.00	0.00	0.00	0.00	0.00	0.00
4	Bank of Maharashtra	0.00	0.00	0.00	0.00	0.00	0.00	0.00	0.00
5	Canara Bank	0.00	0.00	0.00	0.00	0.00	0.00	0.00	0.00
6	Central Bank of India	1.57	4.81	0.00	0.00	0.00	0.00	0.00	0.00
7	Dena Bank	0.00	0.00	0.00	0.00	0.00	0.00	0.00	0.00
8	IDBI Bank Limited	0.00	0.00	0.00	0.00	0.00	0.00	0.00	0.00
9	Indian Bank	0.00	0.00	0.00	0.00	0.00	0.00	0.00	0.00
10	Indian Overseas Bank	0.00	0.00	0.00	0.00	0.00	0.00	0.00	0.00
11	Punjab and Sind Bank	0.00	0.00	0.00	0.00	0.00	0.00	0.00	0.00
12	Punjab National Bank	0.00	0.00	0.00	0.00	0.00	0.00	0.00	0.00
13	State Bank of India	21.00	5.29	21.00	5.29	11.00	5.05	0.00	0.00
14	UCO Bank	26.36	44.10	17.15	39.25	1.15	6.04	25.21	61.88
15	Vijaya Bank	6.11	19.36	5.85	21.13	5.85	21.13	0.00	0.00
	Total	62.51	10.43	49.55	9.15	24.47	8.01	25.21	61.88

STATEMENT - VI - A (I) (contd.)

(Amt. ₹ lakh)

Sr. No.	Name of Bank	For Total SHGs		Out of Total - Exclusive Women SHGs		For SHGs under NRLM/SGSYY		For SHGs under NULM/SJSRY	
		Amount of NPAs	NPA as %age to Total loans O/S	Amount of NPAs	NPA as %age to Total loans O/S	Amount of NPAs	NPA as %age to Total loans O/S	Amount of NPAs	NPA as %age to Total loans O/S
SIKKIM									
1	Bank of Baroda	0.00	0.00	0.00	0.00	0.00	0.00	0.00	0.00
2	Canara Bank	0.00	0.00	0.00	0.00	0.00	0.00	0.00	0.00
3	Central Bank of India	0.29	0.42	0.00	0.00	0.00	0.00	0.00	0.00
4	Dena Bank	0.00	0.00	0.00	0.00	0.00	0.00	0.00	0.00
5	IDBI Bank Limited	0.00	0.00	0.00	0.00	0.00	0.00	0.00	0.00
6	Indian Bank	0.00	0.00	0.00	0.00	0.00	0.00	0.00	0.00
7	Indian Overseas Bank	0.00	0.00	0.00	0.00	0.00	0.00	0.00	0.00
8	Oriental Bank of Commerce	0.00	0.00	0.00	0.00	0.00	0.00	0.00	0.00
9	Punjab National Bank	0.00	0.00	0.00	0.00	0.00	0.00	0.00	0.00
10	State Bank of India	26.00	7.28	26.00	7.28	14.00	7.14	0.00	0.00
11	UCO Bank	4.79	38.54	2.96	59.56	0.00	0.00	4.66	37.89
12	Union Bank of India	30.00	1.42	25.00	2.02	30.00	2.32	0.00	0.00
13	Vijaya Bank	0.00	0.00	0.00	0.00	0.00	0.00	0.00	0.00
	Total	61.08	2.18	53.96	2.91	44.00	2.92	4.66	0.56
TRIPURA									
1	Bank of Baroda	0.00	0.00	0.00	0.00	0.00	0.00	0.00	0.00
2	Bank of India	0.00	0.00	0.00	0.00	0.00	0.00	0.00	0.00
3	Bank of Maharashtra	0.00	0.00	0.00	0.00	0.00	0.00	0.00	0.00
4	Canara Bank	0.00	0.00	0.00	0.00	0.00	0.00	0.00	0.00
5	Central Bank of India	0.00	0.00	0.00	0.00	0.00	0.00	0.00	0.00
6	IDBI Bank Limited	0.00	0.00	0.00	0.00	0.00	0.00	0.00	0.00
7	Indian Bank	0.00	0.00	0.00	0.00	0.00	0.00	0.00	0.00
8	Indian Overseas Bank	0.00	0.00	0.00	0.00	0.00	0.00	0.00	0.00
9	Punjab and Sind Bank	0.00	0.00	0.00	0.00	0.00	0.00	0.00	0.00
10	Punjab National Bank	0.00	0.00	0.00	0.00	0.00	0.00	0.00	0.00
11	State Bank of India	465.00	59.31	465.00	59.31	256.00	59.40	0.00	0.00
12	UCO Bank	119.45	65.23	106.71	65.62	75.31	81.07	40.72	47.40
13	United Bank of India	381.00	13.20	370.00	13.22	330.00	13.14	6.00	7.06
14	Vijaya Bank	0.00	0.00	0.00	0.00	0.00	0.00	0.00	0.00
	Total	965.45	24.82	941.71	24.93	661.31	21.71	46.72	27.34
	Total North Eastern Region	6513.85	18.72	5653.33	18.72	4620.10	21.24	326.65	21.74

STATEMENT - VI - A (I) (contd.)

(Amt. ₹ lakh)

Sr. No.	Name of Bank	For Total SHGs		Out of Total - Exclusive Women SHGs		For SHGs under NRLM/SGSYY		For SHGs under NULM/SJSRY	
		Amount of NPAs	NPA as %age to Total loans O/S	Amount of NPAs	NPA as %age to Total loans O/S	Amount of NPAs	NPA as %age to Total loans O/S	Amount of NPAs	NPA as %age to Total loans O/S
NORTHERN REGION									
CHANDIGARH									
1	Bank of Baroda	0.00	0.00	0.00	0.00	0.00	0.00	0.00	0.00
2	Bank of Maharashtra	0.00	0.00	0.00	0.00	0.00	0.00	0.00	0.00
3	Canara Bank	8.00	100.00	8.00	100.00	0.00	0.00	0.00	0.00
4	Dena Bank	0.00	0.00	0.00	0.00	0.00	0.00	0.00	0.00
5	IDBI Bank Limited	0.00	0.00	0.00	0.00	0.00	0.00	0.00	0.00
6	Indian Bank	0.00	0.00	0.00	0.00	0.00	0.00	0.00	0.00
7	Oriental Bank of Commerce	0.00	0.00	0.00	0.00	0.00	0.00	0.00	0.00
8	Punjab and Sind Bank	0.00	0.00	0.00	0.00	0.00	0.00	0.00	0.00
9	Punjab National Bank	0.00	0.00	0.00	0.00	0.00	0.00	0.00	0.00
10	State Bank of India	3.00	60.00	0.00	0.00	0.00	0.00	0.00	0.00
11	UCO Bank	0.59	26.94	0.59	83.10	0.00	0.00	0.59	26.94
12	Union Bank of India	7.00	26.92	7.00	28.00	7.00	28.00	0.00	0.00
	Total	18.59	40.03	15.59	41.41	7.00	26.05	0.59	23.89
HARYANA									
1	Allahabad Bank	57.24	61.19	20.09	37.61	12.57	29.06	0.00	0.00
2	Andhra Bank	0.00	0.00	0.00	0.00	0.00	0.00	0.00	0.00
3	Bank of Baroda	3.00	42.86	3.00	60.00	2.00	100.00	0.00	0.00
4	Bank of India	28.00	12.12	1.00	0.85	0.00	0.00	0.00	0.00
5	Bank of Maharashtra	0.00	0.00	0.00	0.00	0.00	0.00	0.00	0.00
6	Canara Bank	19.00	13.97	17.00	13.49	4.00	7.55	2.00	33.33
7	Central Bank of India	6.07	9.57	0.00	0.00	0.00	0.00	0.00	0.00
8	Corporation Bank	0.34	1.58	0.34	1.84	0.34	2.66	0.00	0.00
9	Dena Bank	1.97	18.91	1.86	18.04	1.97	32.67	0.00	0.00
10	IDBI Bank Limited	8.78	18.24	8.10	17.08	0.00	0.00	0.00	0.00
11	Indian Bank	1.00	3.85	1.00	4.00	0.00	0.00	0.00	0.00
12	Indian Overseas Bank	1.05	7.20	1.05	7.20	1.05	7.20	0.00	0.00
13	Oriental Bank of Commerce	211.73	88.31	116.26	94.88	72.05	77.87	7.16	100.00
14	Punjab and Sind Bank	62.66	72.53	47.16	69.37	45.59	69.28	17.07	82.94
15	Punjab National Bank	1075.65	54.49	390.63	44.73	84.46	14.35	0.00	0.00
16	State Bank of India	500.00	62.03	500.00	62.03	275.00	62.08	17.00	48.57

STATEMENT - VI - A (I) (contd.)

(Amt. ₹ lakh)

Sr. No.	Name of Bank	For Total SHGs		Out of Total - Exclusive Women SHGs		For SHGs under NRLM/SGSYY		For SHGs under NULM/SJSRY	
		Amount of NPAs	NPA as %age to Total loans O/S	Amount of NPAs	NPA as %age to Total loans O/S	Amount of NPAs	NPA as %age to Total loans O/S	Amount of NPAs	NPA as %age to Total loans O/S
17	Syndicate Bank	32.98	14.33	20.37	9.92	32.98	14.33	0.00	0.00
18	UCO Bank	111.44	56.96	90.02	56.27	23.26	40.00	87.80	66.65
19	Union Bank of India	28.00	16.67	15.00	10.34	14.00	28.57	2.00	2.04
20	Vijaya Bank	0.00	0.00	0.00	0.00	0.00	0.00	0.00	0.00
	Total	2148.91	48.57	1232.88	42.70	569.27	31.03	133.03	41.85
HIMACHAL PRADESH									
1	Allahabad Bank	0.00	0.00	0.00	0.00	0.00	0.00	0.00	0.00
2	Andhra Bank	0.00	0.00	0.00	0.00	0.00	0.00	0.00	0.00
3	Bank of Baroda	0.75	6.17	0.75	6.17	0.00	0.00	0.00	0.00
4	Bank of India	11.00	15.28	4.00	17.39	0.00	0.00	0.00	0.00
5	Bank of Maharashtra	0.00	0.00	0.00	0.00	0.00	0.00	0.00	0.00
6	Canara Bank	19.00	16.96	14.00	16.28	3.00	5.17	0.00	0.00
7	Central Bank of India	0.00	0.00	0.00	0.00	0.00	0.00	0.00	0.00
8	Corporation Bank	0.99	41.08	0.99	41.08	0.99	41.08	0.00	0.00
9	Dena Bank	0.00	0.00	0.00	0.00	0.00	0.00	0.00	0.00
10	IDBI Bank Limited	0.00	0.00	0.00	0.00	0.00	0.00	0.00	0.00
11	Indian Bank	0.00	0.00	0.00	0.00	0.00	0.00	0.00	0.00
12	Oriental Bank of Commerce	1.94	11.67	0.00	0.00	0.82	9.01	0.00	0.00
13	Punjab and Sind Bank	4.21	9.56	1.22	3.07	1.22	2.97	2.99	100.00
14	Punjab National Bank	189.53	11.66	60.88	6.20	30.09	3.93	0.00	0.00
15	State Bank of India	131.00	14.92	116.00	14.81	72.00	14.91	0.00	0.00
16	Syndicate Bank	2.30	17.65	2.30	20.25	0.00	0.00	0.00	0.00
17	UCO Bank	130.81	14.04	104.00	20.74	100.92	12.45	9.03	20.52
18	Vijaya Bank	0.00	0.00	0.00	0.00	0.00	0.00	0.00	0.00
	Total	491.53	12.84	304.14	12.09	209.04	9.32	12.02	12.52
JAMMU AND KASHMIR									
1	Allahabad Bank	0.85	27.60	0.00	0.00	0.00	0.00	0.00	0.00
2	Bank of Baroda	0.00	0.00	0.00	0.00	0.00	0.00	0.00	0.00
3	Canara Bank	1.00	100.00	0.00	0.00	0.00	0.00	0.00	0.00
4	Central Bank of India	1.54	16.28	0.00	0.00	0.00	0.00	0.00	0.00
5	Corporation Bank	0.00	0.00	0.00	0.00	0.00	0.00	0.00	0.00
6	Indian Bank	0.00	0.00	0.00	0.00	0.00	0.00	0.00	0.00
7	Oriental Bank of Commerce	0.00	0.00	0.00	0.00	0.00	0.00	0.00	0.00
8	Punjab and Sind Bank	3.56	32.10	1.10	16.22	3.56	32.10	0.00	0.00

STATEMENT - VI - A (I) (contd.)

(Amt. ₹ lakh)

Sr. No.	Name of Bank	For Total SHGs		Out of Total - Exclusive Women SHGs		For SHGs under NRLM/SGSYY		For SHGs under NULM/SJSRY	
		Amount of NPAs	NPA as %age to Total loans O/S	Amount of NPAs	NPA as %age to Total loans O/S	Amount of NPAs	NPA as %age to Total loans O/S	Amount of NPAs	NPA as %age to Total loans O/S
9	Punjab National Bank	9.88	2.43	6.12	4.18	0.47	0.38	0.00	0.00
10	State Bank of India	58.00	22.05	54.00	21.95	32.00	22.07	0.00	0.00
11	UCO Bank	21.25	32.85	15.11	36.68	0.12	100.00	21.13	32.79
	Total	96.08	12.47	76.33	16.93	36.15	12.51	21.13	32.79
NEW DELHI									
1	Allahabad Bank	0.00	0.00	0.00	0.00	0.00	0.00	0.00	0.00
2	Bank of Baroda	0.00	0.00	0.00	0.00	0.00	0.00	0.00	0.00
3	Bank of India	0.00	0.00	0.00	0.00	0.00	0.00	0.00	0.00
4	Bank Of Maharashtra	0.00	0.00	0.00	0.00	0.00	0.00	0.00	0.00
5	Canara Bank	1.00	1.85	1.00	1.96	0.00	0.00	0.00	0.00
6	Central Bank of India	0.00	0.00	0.00	0.00	0.00	0.00	0.00	0.00
7	Corporation Bank	0.00	0.00	0.00	0.00	0.00	0.00	0.00	0.00
8	Dena Bank	0.00	0.00	0.00	0.00	0.00	0.00	0.00	0.00
9	IDBI Bank Limited	0.00	0.00	0.00	0.00	0.00	0.00	0.00	0.00
10	Indian Bank	14.00	82.35	14.00	82.35	0.00	0.00	0.00	0.00
11	Indian Overseas Bank	0.00	0.00	0.00	0.00	0.00	0.00	0.00	0.00
12	Oriental Bank of Commerce	0.00	0.00	0.00	0.00	0.00	0.00	0.00	0.00
13	Punjab and Sind Bank	0.00	0.00	0.00	0.00	0.00	0.00	0.00	0.00
14	Punjab National Bank	42.21	49.76	29.92	71.77	0.22	100.00	0.00	0.00
15	State Bank of India	26.00	13.07	26.00	13.07	0.00	0.00	2.00	33.33
16	Syndicate Bank	0.00	0.00	0.00	0.00	0.00	0.00	0.00	0.00
17	UCO Bank	0.35	100.00	0.35	100.00	0.00	0.00	0.35	100.00
18	Union Bank of India	1.00	100.00	0.00	0.00	0.00	0.00	0.00	0.00
19	Vijaya Bank	0.00	0.00	0.00	0.00	0.00	0.00	0.00	0.00
	Total	84.56	14.86	71.27	14.71	0.22	1.49	2.35	22.64
PUNJAB									
1	Allahabad Bank	3.28	25.35	0.00	0.00	0.00	0.00	0.00	0.00
2	Andhra Bank	0.00	0.00	0.00	0.00	0.00	0.00	0.00	0.00
3	Bank of Baroda	1.00	4.00	1.00	4.17	1.00	5.56	0.00	0.00
4	Bank of India	3.00	27.27	2.00	25.00	0.00	0.00	0.00	0.00
5	Bank of Maharashtra	0.00	0.00	0.00	0.00	0.00	0.00	0.00	0.00
6	Canara Bank	39.00	38.24	33.00	35.11	0.00	0.00	0.00	0.00
7	Central Bank of India	0.27	2.93	0.00	0.00	0.00	0.00	0.00	0.00

STATEMENT - VI - A (I) (contd.)

(Amt. ₹ lakh)

Sr. No.	Name of Bank	For Total SHGs		Out of Total - Exclusive Women SHGs		For SHGs under NRLM/SGSYY		For SHGs under NULM/SJSRY	
		Amount of NPAs	NPA as %age to Total loans O/S	Amount of NPAs	NPA as %age to Total loans O/S	Amount of NPAs	NPA as %age to Total loans O/S	Amount of NPAs	NPA as %age to Total loans O/S
8	Corporation Bank	0.00	0.00	0.00	0.00	0.00	0.00	0.00	0.00
9	Dena Bank	0.28	12.17	0.28	12.17	0.28	13.66	0.00	0.00
10	IDBI Bank Limited	0.26	1.13	0.00	0.00	0.00	0.00	0.00	0.00
11	Indian Bank	0.00	0.00	0.00	0.00	0.00	0.00	0.00	0.00
12	Indian Overseas Bank	4.26	22.53	4.26	22.53	4.26	22.53	0.00	0.00
13	Oriental Bank of Commerce	112.58	81.41	31.77	84.88	11.37	69.93	0.00	0.00
14	Punjab and Sind Bank	291.65	76.79	248.80	75.91	290.35	80.23	1.30	7.25
15	Punjab National Bank	749.10	40.78	236.19	36.51	81.42	23.08	0.00	0.00
16	State Bank of India	476.00	64.41	431.00	63.01	262.00	64.53	7.00	77.78
17	Syndicate Bank	0.00	0.00	0.00	0.00	0.00	0.00	0.00	0.00
18	UCO Bank	43.36	44.49	33.65	44.13	3.59	12.73	6.95	27.70
19	Union Bank of India	0.00	0.00	0.00	0.00	0.00	0.00	0.00	0.00
20	Vijaya Bank	6.52	38.69	2.47	26.19	2.47	26.19	0.00	0.00
	Total	1730.56	50.09	1024.42	51.08	656.74	53.50	15.25	28.75
	RAJASTHAN								
1	Allahabad Bank	29.89	44.63	23.94	41.10	14.54	29.27	0.00	0.00
2	Andhra Bank	0.54	2.75	0.54	2.75	0.00	0.00	0.54	50.47
3	Bank of Baroda	312.00	8.33	289.00	8.23	98.00	3.65	0.00	0.00
4	Bank of India	84.00	75.00	69.00	77.53	78.00	84.78	0.00	0.00
5	Bank of Maharashtra	0.92	50.00	0.00	0.00	0.00	0.00	0.00	0.00
6	Canara Bank	4.00	14.81	4.00	16.67	0.00	0.00	0.00	0.00
7	Central Bank of India	11.65	4.16	1.74	5.17	1.74	5.17	0.00	0.00
8	Corporation Bank	0.00	0.00	0.00	0.00	0.00	0.00	0.00	0.00
9	Dena Bank	2.61	28.34	1.48	24.75	1.64	19.90	0.00	0.00
10	IDBI Bank Limited	31.50	2.20	30.65	2.21	0.00	0.00	0.00	0.00
11	Indian Bank	0.00	0.00	0.00	0.00	0.00	0.00	0.00	0.00
12	Indian Overseas Bank	8.11	15.61	8.11	15.61	8.11	15.61	0.00	0.00
13	Oriental Bank of Commerce	26.55	54.46	9.55	78.93	11.93	56.35	0.00	0.00
14	Punjab and Sind Bank	33.36	75.19	13.90	75.01	13.90	60.54	19.46	90.89
15	Punjab National Bank	0.00	0.00	0.00	0.00	0.00	0.00	0.00	0.00
16	State Bank of India	3854.00	60.53	3242.00	57.22	2120.00	60.54	10.00	40.00
17	Syndicate Bank	0.00	0.00	0.00	0.00	0.00	0.00	0.00	0.00

STATEMENT - VI - A (I) (contd.)

(Amt. ₹ lakh)

Sr. No.	Name of Bank	For Total SHGs		Out of Total - Exclusive Women SHGs		For SHGs under NRLM/SGSY		For SHGs under NULM/SJSRY	
		Amount of NPAs	NPA as %age to Total loans O/S	Amount of NPAs	NPA as %age to Total loans O/S	Amount of NPAs	NPA as %age to Total loans O/S	Amount of NPAs	NPA as %age to Total loans O/S
18	UCO Bank	626.47	67.66	438.65	64.43	409.82	79.15	203.09	55.05
19	Union Bank of India	0.00	0.00	0.00	0.00	0.00	0.00	0.00	0.00
20	Vijaya Bank	0.00	0.00	0.00	0.00	0.00	0.00	0.00	0.00
	Total	5025.60	38.09	4132.56	35.56	2757.68	39.23	233.09	54.66
	Total Northern Region	9595.83	36.50	6857.19	34.28	4236.10	33.44	417.46	43.01
SOUTHERN REGION									
	ANDHRA PRADESH								
1	Allahabad Bank	102.07	2.24	29.34	0.74	29.34	0.84	0.00	0.00
2	Andhra Bank	5371.35	1.12	5364.16	1.12	3578.72	0.92	1785.44	2.00
3	Bank of Baroda	506.00	2.45	311.00	1.54	421.00	7.46	28.00	3.27
4	Bank of India	258.00	1.14	207.00	0.94	119.00	1.23	0.00	0.00
5	Bank of Maharashtra	2.16	0.21	1.49	0.31	0.17	0.02	0.00	0.00
6	Canara Bank	1214.00	1.54	1076.00	1.41	143.00	0.50	0.00	0.00
7	Central Bank of India	120.60	0.79	39.25	0.85	39.25	0.85	0.00	0.00
8	Corporation Bank	405.25	1.70	366.42	1.84	245.41	1.63	0.00	0.00
9	Dena Bank	0.00	0.00	0.00	0.00	0.00	0.00	0.00	0.00
10	IDBI Bank Limited	0.00	0.00	0.00	0.00	0.00	0.00	0.00	0.00
11	Indian Bank	3363.00	2.07	3296.00	2.07	1597.00	1.84	7.00	0.15
12	Indian Overseas Bank	4068.18	10.55	4068.18	10.68	4068.18	10.74	0.00	0.00
13	Oriental Bank of Commerce	11.63	2.80	0.00	0.00	0.37	0.26	0.00	0.00
14	Punjab and Sind Bank	0.00	0.00	0.00	0.00	0.00	0.00	0.00	0.00
15	Punjab National Bank	168.51	6.82	130.00	8.24	2.00	1.23	0.00	0.00
16	State Bank of India	8558.00	1.68	7844.00	1.71	4707.00	1.68	657.00	3.10
17	Syndicate Bank	6065.23	3.42	6065.23	3.86	18.05	2.75	0.00	0.00
18	UCO Bank	94.01	2.26	76.69	2.15	4.33	0.56	13.91	47.41
19	Union Bank of India	25115.00	12.37	24949.00	12.39	23630.00	63.40	1319.00	0.80
20	Vijaya Bank	160.27	1.17	145.44	1.09	145.44	1.09	0.00	0.00
	Total	55583.26	3.16	53969.20	3.25	38748.26	4.24	3810.35	1.36
	KARNATAKA								
1	Allahabad Bank	5.74	4.36	1.15	2.61	0.00	0.00	0.00	0.00
2	Andhra Bank	11.56	7.33	11.56	7.73	4.06	4.24	7.50	13.96
3	Bank of Baroda	83.00	17.74	73.00	16.04	68.00	18.18	0.00	0.00
4	Bank of India	500.00	19.12	178.00	9.16	473.00	25.78	0.00	0.00
5	Bank of Maharashtra	34.58	25.77	21.14	19.69	0.00	0.00	0.00	0.00

STATEMENT - VI - A (I) (contd.)

(Amt. ₹ lakh)

Sr. No.	Name of Bank	For Total SHGs		Out of Total - Exclusive Women SHGs		For SHGs under NRLM/SGSYY		For SHGs under NULM/SJSRY	
		Amount of NPAs	NPA as %age to Total loans O/S	Amount of NPAs	NPA as %age to Total loans O/S	Amount of NPAs	NPA as %age to Total loans O/S	Amount of NPAs	NPA as %age to Total loans O/S
6	Canara Bank	7332.00	8.80	6384.00	8.03	26.00	0.23	73.00	30.29
7	Central Bank of India	34.45	3.46	6.29	2.71	6.29	2.71	0.00	0.00
8	Corporation Bank	954.26	0.51	728.86	0.44	575.87	0.44	0.00	0.00
9	Dena Bank	42.77	40.05	42.10	41.34	39.66	62.04	2.67	19.93
10	IDBI Bank Limited	105.95	0.06	105.55	0.07	4.55	0.01	0.00	0.00
11	Indian Bank	362.00	19.05	355.00	19.07	206.00	22.25	0.00	0.00
12	Indian Overseas Bank	1006.09	21.21	1006.09	21.32	1006.09	21.36	0.00	0.00
13	Oriental Bank of Commerce	12.42	10.46	2.70	31.91	3.03	23.52	0.08	0.49
14	Punjab and Sind Bank	0.00	0.00	0.00	0.00	0.00	0.00	0.00	0.00
15	Punjab National Bank	150.53	36.37	26.85	24.88	13.90	26.16	0.00	0.00
16	State Bank of India	10619.00	14.45	9517.00	14.24	5840.00	14.44	110.00	25.88
17	Syndicate Bank	1288.76	1.84	1288.76	1.97	0.00	0.00	668.32	40.51
18	UCO Bank	175.97	31.78	126.83	31.84	4.12	2.94	120.88	52.65
19	Union Bank of India	212.00	0.21	201.00	0.20	88.00	0.16	113.00	0.25
20	Vijaya Bank	2170.92	3.80	1908.44	3.49	1845.04	3.39	63.40	36.22
	Total	25102.00	3.32	21984.32	3.21	10203.61	2.69	1158.85	2.40
	KERALA								
1	Allahabad Bank	12.87	17.73	0.00	0.00	0.00	0.00	0.00	0.00
2	Andhra Bank	5.27	2.09	2.90	1.17	2.90	1.96	0.00	0.00
3	Bank of Baroda	63.00	4.37	54.00	3.89	54.00	4.16	0.00	0.00
4	Bank of India	645.00	8.17	625.00	8.53	21.00	1.06	0.00	0.00
5	Bank of Maharashtra	24.13	21.86	24.13	29.68	0.00	0.00	0.00	0.00
6	Canara Bank	2347.00	4.05	2250.00	4.03	42.00	0.13	4.00	40.00
7	Central Bank of India	116.71	0.63	13.00	0.67	13.00	0.67	0.00	0.00
8	Corporation Bank	1481.43	27.86	1150.39	25.59	379.08	11.58	0.00	0.00
9	Dena Bank	0.00	0.00	0.00	0.00	0.00	0.00	0.00	0.00
10	IDBI Bank Limited	85.87	0.61	83.63	0.66	0.65	0.07	0.00	0.00
11	Indian Bank	402.00	1.61	394.00	1.61	7.00	0.49	0.00	0.00
12	Indian Overseas Bank	1568.64	9.75	1568.64	9.85	1568.64	9.86	0.00	0.00
13	Oriental Bank of Commerce	1.71	7.48	0.00	0.00	0.00	0.00	0.00	0.00
14	Punjab And Sind Bank	2.18	100.00	2.17	100.00	0.00	0.00	2.18	100.00
15	Punjab National Bank	2301.77	29.38	271.22	14.44	10.74	0.83	0.00	0.00

STATEMENT - VI - A (I) (contd.)

(Amt. ₹ lakh)

Sr. No.	Name of Bank	For Total SHGs		Out of Total - Exclusive Women SHGs		For SHGs under NRLM/SGSYY		For SHGs under NULM/SJSRY	
		Amount of NPAs	NPA as %age to Total loans O/S	Amount of NPAs	NPA as %age to Total loans O/S	Amount of NPAs	NPA as %age to Total loans O/S	Amount of NPAs	NPA as %age to Total loans O/S
16	State Bank of India	860.00	8.42	765.00	8.32	473.00	8.43	9.00	1.82
17	Syndicate Bank	301.41	2.68	301.41	2.83	0.00	0.00	35.30	19.77
18	UCO Bank	159.15	17.10	104.29	13.67	18.47	4.43	98.58	62.93
19	Union Bank of India	999.00	2.83	805.00	2.37	789.00	2.58	35.00	1.09
20	Vijaya Bank	140.35	2.76	128.53	2.63	128.53	2.63	0.00	0.00
	Total	11517.49	5.30	8543.31	4.59	3508.01	3.46	184.06	3.50
	LAKSHADWEEP								
1	Syndicate Bank	0.00	0.00	0.00	0.00	0.00	0.00	0.00	0.00
2	UCO Bank	0.36	78.26	0.00	0.00	0.36	78.26	0.00	0.00
	Total	0.36	78.26	0.00	0.00	0.36	78.26	0.00	0.00
	PUDUCHERRY								
1	Andhra Bank	8.13	3.06	8.13	3.08	0.96	1.97	7.17	3.33
2	Bank of Baroda	9.00	10.98	9.00	10.98	8.00	13.33	0.00	0.00
3	Bank of India	14.00	2.89	14.00	2.89	0.00	0.00	0.00	0.00
4	Central Bank of India	81.96	99.79	0.00	0.00	0.00	0.00	0.00	0.00
5	Corporation Bank	17.78	6.17	17.17	7.39	17.09	7.43	0.00	0.00
6	Dena Bank	0.00	0.00	0.00	0.00	0.00	0.00	0.00	0.00
7	IDBI Bank Limited	0.00	0.00	0.00	0.00	0.00	0.00	0.00	0.00
8	Indian Bank	1079.00	32.43	1057.00	32.42	1073.00	42.34	2.00	2.60
9	Indian Overseas Bank	207.95	25.43	207.95	25.43	207.95	25.43	0.00	0.00
10	Oriental Bank of Commerce	0.00	0.00	0.00	0.00	0.00	0.00	0.00	0.00
11	Punjab National Bank	0.00	0.00	0.00	0.00	0.00	0.00	0.00	0.00
12	State Bank of India	25.00	5.43	25.00	5.43	14.00	5.53	7.00	35.00
13	Syndicate Bank	4.21	20.39	4.21	20.39	4.21	20.39	0.00	0.00
14	UCO Bank	99.47	56.81	65.06	50.38	3.59	10.81	77.32	98.91
15	Vijaya Bank	15.69	10.91	15.69	11.71	15.69	11.71	0.00	0.00
	Total	1562.19	23.44	1423.21	22.32	1344.49	32.53	93.49	23.95
	TAMIL NADU								
1	Allahabad Bank	106.40	57.51	49.22	52.63	49.22	65.28	0.00	0.00
2	Andhra Bank	78.88	11.45	74.32	11.00	31.73	8.08	42.59	15.05
3	Bank of Baroda	154.00	10.05	140.00	9.85	103.00	10.47	0.00	0.00
4	Bank of India	1518.00	7.07	1401.00	7.69	217.00	11.62	41.00	6.34
5	Bank of Maharashtra	180.48	98.00	159.55	98.80	45.09	99.21	0.00	0.00
6	Canara Bank	3505.00	6.22	3128.00	5.93	10.00	0.35	187.00	29.73
7	Central Bank of India	2583.93	26.13	1537.33	40.77	1537.33	40.77	0.00	0.00

STATEMENT - VI - A (I) (contd.)

(Amt. ₹ lakh)

Sr. No.	Name of Bank	For Total SHGs		Out of Total - Exclusive Women SHGs		For SHGs under NRLM/SGSYY		For SHGs under NULM/SJSRY	
		Amount of NPAs	NPA as %age to Total loans O/S	Amount of NPAs	NPA as %age to Total loans O/S	Amount of NPAs	NPA as %age to Total loans O/S	Amount of NPAs	NPA as %age to Total loans O/S
8	Corporation Bank	830.14	11.12	704.36	11.33	246.60	6.40	0.00	0.00
9	Dena Bank	125.88	42.78	86.83	39.38	69.81	42.31	36.55	45.04
10	IDBI Bank Limited	181.09	1.45	153.74	1.25	26.16	8.94	0.00	0.00
11	Indian Bank	16488.00	9.75	16158.00	9.75	7305.00	11.36	707.00	7.46
12	Indian Overseas Bank	29226.46	37.85	29224.68	38.07	29224.68	38.46	0.00	0.00
13	Oriental Bank of Commerce	42.69	18.84	28.43	32.97	2.19	3.32	1.90	8.12
14	Punjab and Sind Bank	0.00	0.00	0.00	0.00	0.00	0.00	0.00	0.00
15	Punjab National Bank	0.00	0.00	0.00	0.00	0.00	0.00	0.00	0.00
16	State Bank of India	1623.00	23.51	1623.00	23.54	893.00	23.52	171.00	15.24
17	Syndicate Bank	4302.46	30.44	4302.46	32.09	0.00	0.00	122.37	47.48
18	UCO Bank	897.68	64.54	728.58	62.95	227.59	52.07	73.99	85.91
19	Union Bank of India	0.00	0.00	0.00	0.00	0.00	0.00	0.00	0.00
20	Vijaya Bank	346.72	17.64	332.12	17.48	211.66	12.33	120.46	65.47
	Total	62190.81	16.30	59831.62	16.54	40200.06	25.01	1503.86	11.06
	TELANGANA								
1	Allahabad Bank	145.74	5.53	122.58	5.03	121.58	5.21	0.00	0.00
2	Andhra Bank	5312.91	3.08	5304.07	3.08	3535.66	2.52	1768.41	5.55
3	Bank of Baroda	301.00	8.08	265.00	7.54	271.00	8.14	0.00	0.00
4	Bank of India	111.00	5.38	111.00	5.38	35.00	3.96	0.00	0.00
5	Bank of Maharashtra	22.57	3.09	12.02	2.33	13.93	2.64	0.00	0.00
6	Canara Bank	1961.00	4.49	1882.00	4.40	141.00	1.88	0.00	0.00
7	Central Bank of India	261.52	1.77	140.41	1.96	140.41	1.96	0.00	0.00
8	Corporation Bank	541.29	5.56	515.58	6.53	280.79	6.39	0.00	0.00
9	Dena Bank	16.18	1.38	16.18	1.41	3.11	52.80	8.23	1.47
10	IDBI Bank Limited	1538.73	99.18	1538.73	99.60	0.00	0.00	0.00	0.00
11	Indian Bank	390.00	1.19	382.00	1.19	15.00	1.04	0.00	0.00
12	Indian Overseas Bank	1734.19	15.10	1734.19	15.26	1734.19	15.35	0.00	0.00
13	Oriental Bank of Commerce	4.66	3.24	0.00	0.00	0.56	2.06	0.00	0.00
14	Punjab National Bank	551.52	9.58	452.58	10.55	99.32	6.08	0.00	0.00
15	State Bank of India	24685.00	8.77	22535.00	8.84	13577.00	8.77	401.00	6.88
16	Syndicate Bank	1909.75	4.24	1909.75	4.58	26.14	85.90	0.00	0.00

STATEMENT - VI - A (I) (contd.)

(Amt. ₹ lakh)

Sr. No.	Name of Bank	For Total SHGs		Out of Total - Exclusive Women SHGs		For SHGs under NRLM/SGSYY		For SHGs under NULM/SJSRY	
		Amount of NPAs	NPA as %age to Total loans O/S	Amount of NPAs	NPA as %age to Total loans O/S	Amount of NPAs	NPA as %age to Total loans O/S	Amount of NPAs	NPA as %age to Total loans O/S
17	UCO Bank	121.34	3.83	105.60	3.62	1.63	0.36	7.44	98.94
18	Vijaya Bank	146.19	2.93	142.63	2.88	136.58	2.92	6.05	2.17
	Total	39754.59	6.23	37169.32	6.26	20132.90	5.90	2191.13	5.05
	Total Southern Region	195710.70	5.21	182920.98	5.24	114137.69	6.00	8941.74	2.28
WESTERN REGION									
	DAMAN AND DIU								
1	Dena Bank	0.00	0.00	0.00	0.00	0.00	0.00	0.00	0.00
2	Oriental Bank of Commerce	0.00	0.00	0.00	0.00	0.00	0.00	0.00	0.00
3	State Bank of India	0.00	0.00	0.00	0.00	0.00	0.00	0.00	0.00
	Total	0.00	0.00	0.00	0.00	0.00	0.00	0.00	0.00
	DADRA NAGAR HAVELI								
1	Canara Bank	0.00	0.00	0.00	0.00	0.00	0.00	0.00	0.00
2	Dena Bank	0.00	0.00	0.00	0.00	0.00	0.00	0.00	0.00
3	Idbi Bank Limited	0.00	0.00	0.00	0.00	0.00	0.00	0.00	0.00
4	State Bank of India	1.00	50.00	0.00	0.00	0.00	0.00	0.00	0.00
	Total	1.00	1.47	0.00	0.00	0.00	0.00	0.00	0.00
	GOA								
1	Bank of Baroda	0.00	0.00	0.00	0.00	0.00	0.00	0.00	0.00
2	Bank of India	23.00	6.50	22.00	7.28	22.00	8.49	0.00	0.00
3	Bank of Maharashtra	1.04	6.52	1.04	6.64	0.00	0.00	0.00	0.00
4	Canara Bank	14.00	6.36	11.00	5.61	0.00	0.00	0.00	0.00
5	Central Bank of India	0.00	0.00	0.00	0.00	0.00	0.00	0.00	0.00
6	Corporation Bank	0.00	0.00	0.00	0.00	0.00	0.00	0.00	0.00
7	Dena Bank	1.50	2.60	1.50	2.61	1.50	3.07	0.00	0.00
8	IDBI Bank Limited	0.00	0.00	0.00	0.00	0.00	0.00	0.00	0.00
9	Indian Bank	0.00	0.00	0.00	0.00	0.00	0.00	0.00	0.00
10	Indian Overseas Bank	0.00	0.00	0.00	0.00	0.00	0.00	0.00	0.00
11	Oriental Bank of Commerce	3.01	100.00	3.01	100.00	3.01	100.00	0.00	0.00
12	Punjab National Bank	0.00	0.00	0.00	0.00	0.00	0.00	0.00	0.00
13	State Bank of India	59.00	14.68	59.00	14.68	32.00	14.48	0.00	0.00
14	Syndicate Bank	0.00	0.00	0.00	0.00	0.00	0.00	0.00	0.00
15	UCO Bank	1.93	8.46	0.39	3.31	0.00	0.00	1.93	9.69
16	Vijaya Bank	0.00	0.00	0.00	0.00	0.00	0.00	0.00	0.00
	Total	103.48	6.75	97.94	7.09	58.51	6.36	1.93	8.29

STATEMENT - VI - A (I) (contd.)

(Amt. ₹ lakh)

Sr. No.	Name of Bank	For Total SHGs		Out of Total - Exclusive Women SHGs		For SHGs under NRLM/SGSYY		For SHGs under NULM/SJSRY	
		Amount of NPAs	NPA as %age to Total loans O/S	Amount of NPAs	NPA as %age to Total loans O/S	Amount of NPAs	NPA as %age to Total loans O/S	Amount of NPAs	NPA as %age to Total loans O/S
GUJARAT									
1	Allahabad Bank	0.00	0.00	0.00	0.00	0.00	0.00	0.00	0.00
2	Andhra Bank	0.00	0.00	0.00	0.00	0.00	0.00	0.00	0.00
3	Bank of Baroda	302.00	6.18	275.00	6.52	257.00	6.19	0.00	0.00
4	Bank of India	50.00	7.89	35.00	7.97	28.00	5.54	3.00	23.08
5	Bank of Maharashtra	11.45	20.88	5.51	12.75	3.59	86.30	0.00	0.00
6	Canara Bank	9.00	64.29	9.00	69.23	0.00	0.00	0.00	0.00
7	Central Bank of India	10.96	2.62	3.60	2.83	3.60	2.83	0.00	0.00
8	Corporation Bank	6.11	10.87	3.14	6.78	3.14	6.99	0.00	0.00
9	Dena Bank	590.03	21.28	533.96	20.31	492.48	19.53	22.91	34.86
10	IDBI Bank Limited	0.00	0.00	0.00	0.00	0.00	0.00	0.00	0.00
11	Indian Bank	79.00	16.67	77.00	16.56	4.00	13.79	0.00	0.00
12	Indian Overseas Bank	9.42	10.40	9.42	10.75	9.42	11.78	0.00	0.00
13	Oriental Bank of Commerce	0.99	23.97	0.81	71.05	0.00	0.00	0.00	0.00
14	Punjab and Sind Bank	0.00	0.00	0.00	0.00	0.00	0.00	0.00	0.00
15	Punjab National Bank	11.06	13.43	2.12	16.28	0.00	0.00	0.00	0.00
16	State Bank of India	275.00	13.49	250.00	13.84	151.00	13.47	1.00	6.67
17	Syndicate Bank	11.13	14.35	11.13	14.35	8.00	58.44	3.13	22.86
18	UCO Bank	84.36	39.88	63.53	38.21	13.84	70.65	56.34	55.02
19	Union Bank of India	91.00	11.94	78.00	11.57	87.00	12.61	3.00	7.89
20	Vijaya Bank	0.16	0.88	0.00	0.00	0.00	0.00	0.00	0.00
	Total	1541.67	12.23	1357.22	12.53	1061.07	11.36	89.38	32.73
MAHARASHTRA									
1	Allahabad Bank	85.52	11.28	18.37	3.92	19.10	4.62	0.00	0.00
2	Andhra Bank	6.47	4.46	6.47	4.50	3.04	2.80	3.43	9.77
3	Bank of Baroda	289.00	1.69	226.00	1.37	191.00	1.32	0.00	0.00
4	Bank of India	638.00	10.38	525.00	9.21	261.00	7.42	97.00	15.20
5	Bank of Maharashtra	3088.36	25.75	1582.17	21.10	649.71	18.52	77.02	16.16
6	Canara Bank	299.00	26.18	288.00	27.02	2.00	1.42	17.00	22.37
7	Central Bank of India	446.99	15.58	166.75	25.18	166.75	25.18	0.00	0.00
8	Corporation Bank	27.67	18.01	10.31	8.75	3.67	5.38	0.00	0.00
9	Dena Bank	388.60	28.88	318.45	27.37	197.66	21.95	33.04	22.11
10	IDBI Bank Limited	3125.46	32.27	3032.89	31.98	242.92	30.82	0.00	0.00
11	Indian Bank	161.00	11.34	158.00	11.35	9.00	12.16	0.00	0.00

STATEMENT - VI - A (I) (contd.)

(Amt. ₹ lakh)

Sr. No.	Name of Bank	For Total SHGs		Out of Total - Exclusive Women SHGs		For SHGs under NRLM/SGSYY		For SHGs under NULM/SJSRY	
		Amount of NPAs	NPA as %age to Total loans O/S	Amount of NPAs	NPA as %age to Total loans O/S	Amount of NPAs	NPA as %age to Total loans O/S	Amount of NPAs	NPA as %age to Total loans O/S
12	Indian Overseas Bank	13.92	1.70	13.92	1.70	13.92	1.72	0.00	0.00
13	Oriental Bank of Commerce	1.50	9.64	0.71	44.38	0.00	0.00	1.17	14.22
14	Punjab and Sind Bank	0.00	0.00	0.00	0.00	0.00	0.00	0.00	0.00
15	Punjab National Bank	211.08	48.07	111.14	56.38	28.10	15.91	0.37	5.05
16	State Bank of India	8267.00	47.43	7425.00	47.43	4547.00	47.43	216.00	14.42
17	Syndicate Bank	138.46	19.45	138.46	21.05	30.10	46.67	28.09	74.89
18	UCO Bank	526.72	56.68	425.49	58.89	125.19	49.82	377.43	60.89
19	Union Bank of India	409.00	16.57	390.00	16.56	332.00	20.62	72.00	9.00
20	Vijaya Bank	43.75	11.41	43.34	11.92	39.54	13.57	3.80	5.27
	Total	18167.50	23.93	14880.47	22.92	6861.70	18.30	926.35	20.48
	Total Western Region	19813.65	21.98	16335.63	21.16	7981.28	16.69	1017.66	21.12
	Grand Total	296948.57	6.65	260156.52	6.40	164414.19	7.09	18360.70	4.39

STATEMENT - VI - A (I) (contd.)

(Amt. ₹ lakh)

Sr. No.	Name of Bank	For Total SHGs		Out of Total - Exclusive Women SHGs		For SHGs under NRLM/SGSY		For SHGs under NULM/SJSRY	
		Amount of NPAs	NPA as %age to Total loans O/S	Amount of NPAs	NPA as %age to Total loans O/S	Amount of NPAs	NPA as %age to Total loans O/S	Amount of NPAs	NPA as %age to Total loans O/S
PUBLIC SECTOR COMMERCIAL BANKS-ALL INDIA POSITION									
1	Allahabad Bank	6046.72	6.94	2361.74	3.43	3630.61	5.22	5.12	0.53
2	Andhra Bank	11444.28	1.74	11398.12	1.74	7619.69	1.43	3778.43	3.09
3	Bank of Baroda	3751.75	4.89	2972.75	4.05	2484.00	5.15	40.00	2.63
4	Bank of India	7299.00	7.06	5438.00	5.79	3374.00	6.43	974.00	19.26
5	Bank of Maharashtra	3540.01	23.63	1923.95	20.43	725.19	14.38	77.02	14.83
6	Canara Bank	18212.01	5.37	16397.01	5.05	486.00	0.54	338.00	28.24
7	Central Bank of India	4612.59	4.08	2136.59	7.28	2136.59	7.28	0.00	0.00
8	Corporation Bank	4270.20	1.81	3502.25	1.70	1753.54	1.11	0.00	0.00
9	Dena Bank	1482.83	17.50	1188.31	15.45	1013.75	16.67	112.89	10.89
10	IDBI Bank Limited	6535.28	2.77	6323.44	3.11	300.35	0.36	0.00	0.00
11	Indian Bank	23215.00	5.75	22751.00	5.75	10382.00	6.46	716.00	3.57
12	Indian Overseas Bank	38981.66	24.69	38979.88	24.90	38979.88	25.10	0.00	0.00
13	Oriental Bank of Commerce	783.52	36.81	239.30	68.22	287.43	38.54	33.91	20.83
14	Punjab and Sind Bank	582.59	60.43	453.52	63.20	493.77	64.87	88.82	43.77
15	Punjab National Bank	15028.19	21.20	5276.00	14.08	1193.03	3.73	13.09	1.82
16	State Bank of India	70662.00	6.70	64025.00	6.71	38844.00	6.70	1995.00	5.95
17	Syndicate Bank	14706.13	4.53	14658.27	4.99	476.56	17.33	993.55	35.94
18	UCO Bank	29726.38	36.37	25312.74	35.69	17401.17	36.59	7275.85	71.28
19	Union Bank of India	29128.00	8.28	28275.00	8.19	26996.00	20.43	1672.00	0.78
20	United Bank of India	3804.00	6.53	3728.00	6.47	3216.00	5.95	52.00	6.46
21	Vijaya Bank	3136.43	3.73	2815.65	3.48	2620.63	3.27	195.02	25.28
	Total	296948.57	6.65	260156.52	6.40	164414.19	7.09	18360.70	4.39

STATEMENT - VI - A (II)

Progress under Microfinance - NPAs against Bank loans to SHGs of Private Sector Com. Banks as on 31 March 2018

(Amt. ₹ lakh)

Sr. No.	Name of Bank	For Total SHGs		Out of Total - Exclusive Women SHGs		For SHGs under NRLM/SGSY		For SHGs under NULM/SJSRY	
		Amount of NPAs	NPA as %age to Total loans O/S	Amount of NPAs	NPA as %age to Total loans O/S	Amount of NPAs	NPA as %age to Total loans O/S	Amount of NPAs	NPA as %age to Total loans O/S
CENTRAL REGION									
CHHATTISGARH									
1	Axis Bank Limited	3.52	44.96	3.52	44.96	3.52	53.09	0.00	0.00
2	DCB Bank Limited	0.00	0.00	0.00	0.00	0.00	0.00	0.00	0.00
3	HDFC Bank Ltd.	0.00	0.00	0.00	0.00	0.00	0.00	0.00	0.00
4	Karnataka Bank Ltd	0.00	0.00	0.00	0.00	0.00	0.00	0.00	0.00
5	Karur Vysya Bank Ltd	0.00	0.00	0.00	0.00	0.00	0.00	0.00	0.00
6	South Indian Bank Ltd	0.00	0.00	0.00	0.00	0.00	0.00	0.00	0.00
7	Yes Bank Ltd.	0.00	0.00	0.00	0.00	0.00	0.00	0.00	0.00
	Total	3.52	0.07	3.52	0.07	3.52	53.09	0.00	0.00
MADHYA PRADESH									
1	Axis Bank Limited	0.00	0.00	0.00	0.00	0.00	0.00	0.00	0.00
2	Catholic Syrian Bank Ltd	0.00	0.00	0.00	0.00	0.00	0.00	0.00	0.00
3	DCB Bank Limited	0.00	0.00	0.00	0.00	0.00	0.00	0.00	0.00
4	HDFC Bank Ltd.	1.81	1.19	1.81	1.19	0.00	0.00	0.00	0.00
5	ICICI Bank Limited	164.12	5.25	161.36	5.17	2.76	100.00	0.00	0.00
6	South Indian Bank Ltd	0.00	0.00	0.00	0.00	0.00	0.00	0.00	0.00
7	YES Bank Ltd.	0.00	0.00	0.00	0.00	0.00	0.00	0.00	0.00
	Total	165.93	3.77	163.17	3.71	2.76	79.77	0.00	0.00
UTTARAKHAND									
1	HDFC Bank Ltd.	0.00	0.00	0.00	0.00	0.00	0.00	0.00	0.00
2	ICICI Bank Limited	0.00	0.00	0.00	0.00	0.00	0.00	0.00	0.00
3	Karnataka Bank Ltd	0.00	0.00	0.00	0.00	0.00	0.00	0.00	0.00
4	Nainital Bank Ltd	7.10	15.07	5.90	13.38	7.10	15.07	0.00	0.00
5	YES Bank Ltd.	51.46	24.94	51.46	24.94	0.00	0.00	0.00	0.00
	Total	58.56	9.10	57.36	18.27	7.10	15.07	0.00	0.00
UTTAR PRADESH									
1	HDFC Bank Ltd.	0.00	0.00	0.00	0.00	0.00	0.00	0.00	0.00
2	ICICI Bank Limited	0.00	0.00	0.00	0.00	0.00	0.00	0.00	0.00
3	Indusind Bank Ltd	0.00	0.00	0.00	0.00	0.00	0.00	0.00	0.00
4	Karnataka Bank Ltd	0.00	0.00	0.00	0.00	0.00	0.00	0.00	0.00
5	Kotak Mahindra Bank Ltd.	0.00	0.00	0.00	0.00	0.00	0.00	0.00	0.00
6	Nainital Bank Ltd	10.89	93.88	9.59	93.11	10.89	93.88	0.00	0.00

STATEMENT - VI - A (II) (contd.)

(Amt. ₹ lakh)

Sr. No.	Name of Bank	For Total SHGs		Out of Total - Exclusive Women SHGs		For SHGs under NRLM/SGSY		For SHGs under NULM/SJSRY	
		Amount of NPAs	NPA as %age to Total loans O/S	Amount of NPAs	NPA as %age to Total loans O/S	Amount of NPAs	NPA as %age to Total loans O/S	Amount of NPAs	NPA as %age to Total loans O/S
7	South Indian Bank Ltd	0.00	0.00	0.00	0.00	0.00	0.00	0.00	0.00
8	YES Bank Ltd.	601.03	39.57	601.03	39.57	0.00	0.00	0.00	0.00
	Total	611.92	30.06	610.62	31.94	10.89	93.88	0.00	0.00
	Total Central Region	839.93	7.09	834.67	7.32	24.27	35.28	0.00	0.00
EASTERN REGION									
BIHAR									
1	HDFC Bank Ltd.	0.09	0.61	0.09	0.61	0.00	0.00	0.00	0.00
2	ICICI Bank Limited	0.00	0.00	0.00	0.00	0.00	0.00	0.00	0.00
3	YES Bank Ltd.	0.00	0.00	0.00	0.00	0.00	0.00	0.00	0.00
	Total	0.09	0.58	0.09	0.58	0.00	0.00	0.00	0.00
JHARKHAND									
1	HDFC Bank Ltd.	0.00	0.00	0.00	0.00	0.00	0.00	0.00	0.00
2	ICICI Bank Limited	0.00	0.00	0.00	0.00	0.00	0.00	0.00	0.00
3	Karnataka Bank Ltd	0.00	0.00	0.00	0.00	0.00	0.00	0.00	0.00
4	YES Bank Ltd.	3.57	60.30	3.57	60.30	0.00	0.00	0.00	0.00
	Total	3.57	58.81	3.57	58.81	0.00	0.00	0.00	0.00
ODISHA									
1	Axis Bank Limited	6.35	17.46	6.35	17.46	6.35	17.71	0.00	0.00
2	DCB Bank Limited	0.00	0.00	0.00	0.00	0.00	0.00	0.00	0.00
3	HDFC Bank Ltd.	6.18	0.27	6.18	0.27	0.00	0.00	0.00	0.00
4	ICICI Bank Limited	0.00	0.00	0.00	0.00	0.00	0.00	0.00	0.00
5	Karnataka Bank Ltd	0.00	0.00	0.00	0.00	0.00	0.00	0.00	0.00
6	Karur Vysya Bank Ltd	0.00	0.00	0.00	0.00	0.00	0.00	0.00	0.00
7	YES Bank Ltd.	0.00	0.00	0.00	0.00	0.00	0.00	0.00	0.00
	Total	12.53	0.06	12.53	0.06	6.35	17.71	0.00	0.00
WEST BENGAL									
1	HDFC Bank Ltd.	0.00	0.00	0.00	0.00	0.00	0.00	0.00	0.00
2	ICICI Bank Limited	0.00	0.00	0.00	0.00	0.00	0.00	0.00	0.00
3	IDFC Bank Limited	0.00	0.00	0.00	0.00	0.00	0.00	0.00	0.00
4	Karnataka Bank Ltd	0.00	0.00	0.00	0.00	0.00	0.00	0.00	0.00
5	YES Bank Ltd.	0.00	0.00	0.00	0.00	0.00	0.00	0.00	0.00
	Total	0.00	0.00	0.00	0.00	0.00	0.00	0.00	0.00
	Total Eastern Region	16.19	0.08	16.19	0.08	6.35	17.71	0.00	0.00
NORTH EASTERN REGION									
ASSAM									
1	HDFC Bank Ltd.	0.00	0.00	0.00	0.00	0.00	0.00	0.00	0.00
2	ICICI Bank Limited	0.00	0.00	0.00	0.00	0.00	0.00	0.00	0.00

STATEMENT - VI - A (II) (contd.)

(Amt. ₹ lakh)

Sr. No.	Name of Bank	For Total SHGs		Out of Total - Exclusive Women SHGs		For SHGs under NRLM/SGSY		For SHGs under NULM/SJSRY	
		Amount of NPAs	NPA as %age to Total loans O/S	Amount of NPAs	NPA as %age to Total loans O/S	Amount of NPAs	NPA as %age to Total loans O/S	Amount of NPAs	NPA as %age to Total loans O/S
3	Indusind Bank Ltd	0.00	0.00	0.00	0.00	0.00	0.00	0.00	0.00
	Total	0.00	0.00	0.00	0.00	0.00	0.00	0.00	0.00
MEGHALAYA									
1	HDFC Bank Ltd.	0.00	0.00	0.00	0.00	0.00	0.00	0.00	0.00
	Total	0.00	0.00	0.00	0.00	0.00	0.00	0.00	0.00
NAGALAND									
1	ICICI Bank Limited	0.29	100.00	0.00	0.00	0.29	100.00	0.00	0.00
	Total	0.29	100.00	0.00	0.00	0.29	100.00	0.00	0.00
SIKKIM									
1	HDFC Bank Ltd.	0.00	0.00	0.00	0.00	0.00	0.00	0.00	0.00
	Total	0.00	0.00	0.00	0.00	0.00	0.00	0.00	0.00
TRIPURA									
1	HDFC Bank Ltd.	0.00	0.00	0.00	0.00	0.00	0.00	0.00	0.00
	Total	0.00	0.00	0.00	0.00	0.00	0.00	0.00	0.00
	Total North Eastern Region	0.29	1.13	0.00	0.00	0.29	100.00	0.00	0.00
NORTHERN REGION									
CHANDIGARH									
1	Catholic Syrian Bank Ltd	0.00	0.00	0.00	0.00	0.00	0.00	0.00	0.00
	Total	0.00	0.00	0.00	0.00	0.00	0.00	0.00	0.00
HARYANA									
1	Axis Bank Limited	0.15	2.53	0.15	2.53	0.15	2.53	0.00	0.00
2	HDFC Bank Ltd.	2.72	12.43	2.72	12.43	0.00	0.00	0.00	0.00
3	ICICI Bank Limited	0.00	0.00	0.00	0.00	0.00	0.00	0.00	0.00
4	Karnataka Bank Ltd	0.00	0.00	0.00	0.00	0.00	0.00	0.00	0.00
5	South Indian Bank Ltd	0.00	0.00	0.00	0.00	0.00	0.00	0.00	0.00
6	YES Bank Ltd.	13.17	9.56	13.17	9.56	0.00	0.00	0.00	0.00
	Total	16.04	9.54	16.04	9.62	0.15	2.53	0.00	0.00
HIMACHAL PRADESH									
1	ICICI Bank Limited	0.00	0.00	0.00	0.00	0.00	0.00	0.00	0.00
2	YES Bank Ltd.	0.00	0.00	0.00	0.00	0.00	0.00	0.00	0.00
	Total	0.00	0.00	0.00	0.00	0.00	0.00	0.00	0.00
JAMMU AND KASHMIR									
1	HDFC Bank Ltd.	0.00	0.00	0.00	0.00	0.00	0.00	0.00	0.00
2	ICICI Bank Limited	0.00	0.00	0.00	0.00	0.00	0.00	0.00	0.00
3	Jammu & Kashmir Bank Ltd	14.55	0.23	14.45	0.26	13.65	0.40	0.40	0.85
	Total	14.55	0.23	14.45	0.26	13.65	0.40	0.40	0.85

STATEMENT - VI - A (II) (contd.)

(Amt. ₹ lakh)

Sr. No.	Name of Bank	For Total SHGs		Out of Total - Exclusive Women SHGs		For SHGs under NRLM/SGSY		For SHGs under NULM/SJSRY	
		Amount of NPAs	NPA as %age to Total loans O/S	Amount of NPAs	NPA as %age to Total loans O/S	Amount of NPAs	NPA as %age to Total loans O/S	Amount of NPAs	NPA as %age to Total loans O/S
NEW DELHI									
1	Catholic Syrian Bank Ltd	0.00	0.00	0.00	0.00	0.00	0.00	0.00	0.00
2	HDFC Bank Ltd.	0.00	0.00	0.00	0.00	0.00	0.00	0.00	0.00
3	ICICI Bank Limited	0.00	0.00	0.00	0.00	0.00	0.00	0.00	0.00
	Karnataka Bank Ltd	0.00	0.00	0.00	0.00	0.00	0.00	0.00	0.00
	South Indian Bank Ltd	0.00	0.00	0.00	0.00	0.00	0.00	0.00	0.00
	Total	0.00	0.00	0.00	0.00	0.00	0.00	0.00	0.00
PUNJAB									
1	HDFC Bank Ltd.	0.00	0.00	0.00	0.00	0.00	0.00	0.00	0.00
2	ICICI Bank Limited	0.00	0.00	0.00	0.00	0.00	0.00	0.00	0.00
3	Karnataka Bank Ltd	0.00	0.00	0.00	0.00	0.00	0.00	0.00	0.00
	YES Bank Ltd.	66.22	58.33	66.22	58.33	0.00	0.00	0.00	0.00
	Total	66.22	57.58	66.22	58.33	0.00	0.00	0.00	0.00
RAJASTHAN									
1	Catholic Syrian Bank Ltd	0.00	0.00	0.00	0.00	0.00	0.00	0.00	0.00
2	City Union Bank Limited	0.00	0.00	0.00	0.00	0.00	0.00	0.00	0.00
3	HDFC Bank Ltd.	1.13	4.75	1.13	4.75	0.00	0.00	0.00	0.00
4	ICICI Bank Limited	474.34	3.12	382.03	2.53	211.30	93.83	0.00	0.00
5	Karnataka Bank Ltd	0.00	0.00	0.00	0.00	0.00	0.00	0.00	0.00
	YES Bank Ltd.	0.00	0.00	0.00	0.00	0.00	0.00	0.00	0.00
	Total	475.47	3.09	383.16	2.52	211.30	93.83	0.00	0.00
	Total Northern Region	572.28	2.60	479.87	2.27	225.10	6.24	0.40	0.85
SOUTHERN REGION									
ANDHRA PRADESH									
1	Catholic Syrian Bank Ltd	0.00	0.00	0.00	0.00	0.00	0.00	0.00	0.00
2	City Union Bank Limited	5.60	0.79	0.00	0.00	0.00	0.00	0.00	0.00
3	HDFC Bank Ltd.	0.00	0.00	0.00	0.00	0.00	0.00	0.00	0.00
4	ICICI Bank Limited	19.70	100.00	19.70	100.00	0.00	0.00	0.00	0.00
5	Karnataka Bank Ltd	0.00	0.00	0.00	0.00	0.00	0.00	0.00	0.00
6	Karur Vysya Bank Ltd	0.28	26.92	0.28	26.92	0.00	0.00	0.00	0.00
7	Kotak Mahindra Bank Ltd.	253.63	69.74	253.63	69.74	0.00	0.00	0.00	0.00
8	South Indian Bank Ltd	0.00	0.00	0.00	0.00	0.00	0.00	0.00	0.00

STATEMENT - VI - A (II) (contd.)

(Amt. ₹ lakh)

Sr. No.	Name of Bank	For Total SHGs		Out of Total - Exclusive Women SHGs		For SHGs under NRLM/SGSY		For SHGs under NULM/SJSRY	
		Amount of NPAs	NPA as %age to Total loans O/S	Amount of NPAs	NPA as %age to Total loans O/S	Amount of NPAs	NPA as %age to Total loans O/S	Amount of NPAs	NPA as %age to Total loans O/S
9	Tamilnad Mercantile Bank Ltd	0.00	0.00	0.00	0.00	0.00	0.00	0.00	0.00
	Total	279.21	16.96	273.61	24.09	0.00	0.00	0.00	0.00
KARNATAKA									
1	Catholic Syrian Bank Ltd	0.00	0.00	0.00	0.00	0.00	0.00	0.00	0.00
2	City Union Bank Limited	0.00	0.00	0.00	0.00	0.00	0.00	0.00	0.00
3	DCB Bank Limited	0.00	0.00	0.00	0.00	0.00	0.00	0.00	0.00
4	HDFC Bank Ltd.	413.41	1.51	413.41	1.51	0.00	0.00	0.00	0.00
5	ICICI Bank Limited	2569.75	14.16	2569.75	14.16	0.00	0.00	0.00	0.00
6	Karnataka Bank Ltd	61.34	3.04	46.18	2.79	10.73	18.03	1.36	2.11
7	Karur Vysya Bank Ltd	0.43	11.88	0.43	11.88	0.43	11.88	0.00	0.00
8	Kotak Mahindra Bank Ltd.	6.76	56.24	6.76	56.24	2.22	63.98	0.00	0.00
9	Ratnakar Bank Ltd	0.00	0.00	0.00	0.00	0.00	0.00	0.00	0.00
10	South Indian Bank Ltd	0.00	0.00	0.00	0.00	0.00	0.00	0.00	0.00
11	Tamilnad Mercantile Bank Ltd	0.00	0.00	0.00	0.00	0.00	0.00	0.00	0.00
12	Yes Bank Ltd.	725.58	43.87	725.58	43.87	0.00	0.00	0.00	0.00
	Total	3777.27	7.05	3762.11	7.07	13.38	20.09	1.36	2.11
KERALA									
1	Catholic Syrian Bank Ltd	14.24	37.40	12.49	38.53	7.17	63.23	0.00	0.00
2	City Union Bank Limited	2.41	100.00	0.00	0.00	0.00	0.00	0.00	0.00
3	HDFC Bank Ltd.	81.69	0.23	81.69	0.23	0.00	0.00	0.00	0.00
4	ICICI Bank Limited	38.33	0.28	38.33	0.28	0.00	0.00	0.00	0.00
5	Karnataka Bank Ltd	0.00	0.00	0.00	0.00	0.00	0.00	0.00	0.00
6	Karur Vysya Bank Ltd	0.00	0.00	0.00	0.00	0.00	0.00	0.00	0.00
7	South Indian Bank Ltd	6.32	3.30	2.42	1.57	0.00	0.00	0.00	0.00
8	Tamilnad Mercantile Bank Ltd	6.09	13.87	5.19	12.06	0.33	100.00	0.00	0.00
9	The Dhanalakshmi Bank Ltd	544.00	1.27	544.00	1.28	7.72	1.14	0.00	0.00
10	YES Bank Ltd.	0.00	0.00	0.00	0.00	0.00	0.00	0.00	0.00
	Total	693.08	0.74	684.12	0.74	15.22	2.21	0.00	0.00

STATEMENT - VI - A (II) (contd.)

(Amt. ₹ lakh)

Sr. No.	Name of Bank	For Total SHGs		Out of Total - Exclusive Women SHGs		For SHGs under NRLM/SGSY		For SHGs under NULM/SJSRY	
		Amount of NPAs	NPA as %age to Total loans O/S	Amount of NPAs	NPA as %age to Total loans O/S	Amount of NPAs	NPA as %age to Total loans O/S	Amount of NPAs	NPA as %age to Total loans O/S
PUDUCHERRY									
1	Catholic Syrian Bank Ltd	0.00	0.00	0.00	0.00	0.00	0.00	0.00	0.00
2	City Union Bank Limited	0.00	0.00	0.00	0.00	0.00	0.00	0.00	0.00
3	HDFC Bank Ltd.	1.37	0.23	1.37	0.23	0.00	0.00	0.00	0.00
4	Karur Vysya Bank Ltd	0.00	0.00	0.00	0.00	0.00	0.00	0.00	0.00
5	South Indian Bank Ltd	0.00	0.00	0.00	0.00	0.00	0.00	0.00	0.00
6	Tamilnad Mercantile Bank Ltd	0.00	0.00	0.00	0.00	0.00	0.00	0.00	0.00
	Total	1.37	0.23	1.37	0.23	0.00	0.00	0.00	0.00
TAMIL NADU									
1	Catholic Syrian Bank Ltd	15.98	100.00	14.21	100.00	14.93	100.00	1.05	100.00
2	City Union Bank Limited	175.22	45.38	109.64	40.71	21.24	49.27	1.63	28.20
3	DCB Bank Limited	0.00	0.00	0.00	0.00	0.00	0.00	0.00	0.00
4	HDFC Bank Ltd.	414.49	1.12	414.49	1.12	0.00	0.00	0.00	0.00
5	ICICI Bank Limited	4106.31	4.35	4088.79	4.34	28.17	100.00	0.00	0.00
6	Karnataka Bank Ltd	0.00	0.00	0.00	0.00	0.00	0.00	0.00	0.00
7	Karur Vysya Bank Ltd	13.39	7.50	13.11	18.44	6.74	11.46	0.00	0.00
8	Kotak Mahindra Bank Ltd.	34.42	100.00	34.42	100.00	0.00	0.00	0.00	0.00
9	South Indian Bank Ltd	2.16	13.33	1.29	8.88	0.00	0.00	0.00	0.00
10	Tamilnad Mercantile Bank Ltd	815.83	66.12	766.38	66.50	85.43	99.73	0.00	0.00
11	YES Bank Ltd.	2.29	0.10	2.29	0.10	0.00	0.00	0.00	0.00
	Total	5580.09	4.12	5444.62	4.03	156.51	67.85	2.68	27.97
TELANGANA									
1	Catholic Syrian Bank Ltd	0.00	0.00	0.00	0.00	0.00	0.00	0.00	0.00
2	HDFC Bank Ltd.	0.00	0.00	0.00	0.00	0.00	0.00	0.00	0.00
3	ICICI Bank Limited	0.00	0.00	0.00	0.00	0.00	0.00	0.00	0.00
4	Karur Vysya Bank Ltd	0.00	0.00	0.00	0.00	0.00	0.00	0.00	0.00
5	Kotak Mahindra Bank Ltd.	55.39	90.51	55.39	90.51	0.00	0.00	0.00	0.00

STATEMENT - VI - A (II) (contd.)

(Amt. ₹ lakh)

Sr. No.	Name of Bank	For Total SHGs		Out of Total - Exclusive Women SHGs		For SHGs under NRLM/SGSY		For SHGs under NULM/SJSRY	
		Amount of NPAs	NPA as %age to Total loans O/S	Amount of NPAs	NPA as %age to Total loans O/S	Amount of NPAs	NPA as %age to Total loans O/S	Amount of NPAs	NPA as %age to Total loans O/S
6	South Indian Bank Ltd	0.00	0.00	0.00	0.00	0.00	0.00	0.00	0.00
	Total	55.39	3.79	55.39	3.80	0.00	0.00	0.00	0.00
	Total Southern Region	10386.41	3.63	10221.22	3.59	185.11	18.79	4.04	5.46
WESTERN REGION									
DADRA NAGAR HAVELI									
1	Catholic Syrian Bank Ltd	0.00	0.00	0.00	0.00	0.00	0.00	0.00	0.00
	Total	0.00	0.00	0.00	0.00	0.00	0.00	0.00	0.00
GOA									
1	HDFC Bank Ltd.	0.17	0.04	0.17	0.04	0.00	0.00	0.00	0.00
	Total	0.17	0.04	0.17	0.04	0.00	0.00	0.00	0.00
GUJARAT									
1	Catholic Syrian Bank Ltd	0.00	0.00	0.00	0.00	0.00	0.00	0.00	0.00
2	City Union Bank Limited	0.00	0.00	0.00	0.00	0.00	0.00	0.00	0.00
3	DCB Bank Limited	0.00	0.00	0.00	0.00	0.00	0.00	0.00	0.00
4	HDFC Bank Ltd.	1.92	0.27	1.92	0.27	0.00	0.00	0.00	0.00
5	ICICI Bank Limited	444.59	12.40	444.59	12.40	0.00	0.00	0.00	0.00
	Total	446.51	10.28	446.51	10.28	0.00	0.00	0.00	0.00
MAHARASHTRA									
1	Catholic Syrian Bank Ltd	0.00	0.00	0.00	0.00	0.00	0.00	0.00	0.00
2	City Union Bank Limited	0.00	0.00	0.00	0.00	0.00	0.00	0.00	0.00
3	HDFC Bank Ltd.	397.10	3.29	397.10	3.29	0.00	0.00	0.00	0.00
4	ICICI Bank Limited	307.50	0.59	304.80	0.58	6.49	100.00	0.11	100.00
5	Karnataka Bank Ltd	0.00	0.00	0.00	0.00	0.00	0.00	0.00	0.00
6	Ratnakar Bank Ltd	0.00	0.00	0.00	0.00	0.00	0.00	0.00	0.00
7	South Indian Bank Ltd	0.00	0.00	0.00	0.00	0.00	0.00	0.00	0.00
8	Tamilnad Mercantile Bank Ltd	0.00	0.00	0.00	0.00	0.00	0.00	0.00	0.00
9	YES Bank Ltd.	205.03	6.70	205.03	6.70	0.00	0.00	0.00	0.00
	Total	909.63	1.35	906.93	1.34	6.49	65.62	0.11	19.30
	Total Western Region	1356.31	1.87	1353.61	1.87	6.49	65.62	0.11	19.30
	Grand Total	13171.41	3.19	12905.56	3.15	447.61	9.51	4.55	3.69

STATEMENT - VI - A (II) (contd.)

(Amt. ₹ lakh)

Sr. No.	Name of Bank	For Total SHGs		Out of Total - Exclusive Women SHGs		For SHGs under NRLM/SGSY		For SHGs under NULM/SJSRY	
		Amount of NPAs	NPA as %age to Total loans O/S	Amount of NPAs	NPA as %age to Total loans O/S	Amount of NPAs	NPA as %age to Total loans O/S	Amount of NPAs	NPA as %age to Total loans O/S
PRIVATE SECTOR COMMERCIAL BANKS-ALL INDIA POSITION									
1	Axis Bank Limited	10.02	19.72	10.02	19.72	10.02	20.40	0.00	0.00
2	Catholic Syrian Bank Ltd	30.22	55.91	26.70	57.26	22.10	84.13	1.05	100.00
3	City Union Bank Limited	183.23	16.66	109.64	21.69	21.24	49.27	1.63	28.20
4	DCB Bank Limited	0.00	0.00	0.00	0.00	0.00	0.00	0.00	0.00
5	HDFC Bank Ltd.	1322.08	1.12	1322.08	1.12	0.00	0.00	0.00	0.00
6	ICICI Bank Limited	8124.93	4.05	8009.35	3.99	249.01	94.71	0.11	100.00
7	Jammu & Kashmir Bank Ltd	14.55	0.23	14.45	0.26	13.65	0.40	0.40	0.85
8	Karnataka Bank Ltd	61.34	1.63	46.18	1.78	10.73	17.33	1.36	2.11
9	Karur Vysya Bank Ltd	14.10	7.61	13.82	18.24	7.17	11.49	0.00	0.00
10	Kotak Mahindra Bank Ltd.	350.20	74.30	350.20	74.30	2.22	63.98	0.00	0.00
11	Nainital Bank Ltd	17.99	30.65	15.49	28.47	17.99	30.65	0.00	0.00
12	Ratnakar Bank Ltd	0.00	0.00	0.00	0.00	0.00	0.00	0.00	0.00
13	South Indian Bank Ltd	8.48	4.02	3.71	2.15	0.00	0.00	0.00	0.00
14	Tamilnad Mercantile Bank Ltd	821.92	64.32	771.57	64.54	85.76	99.73	0.00	0.00
15	The Dhanalakshmi Bank Ltd	544.00	1.27	544.00	1.28	7.72	1.14	0.00	0.00
16	YES Bank Ltd.	1668.35	13.49	1668.35	13.49	0.00	0.00	0.00	0.00
	Total Pvt.Sec. Com.Banks - VI - A (ii)	13171.41	3.19	12905.56	3.15	447.61	9.51	4.55	3.69
	Total Public Sec. Com.Banks - VI - A (i)	296948.57	6.65	260156.52	6.40	164414.19	7.09	18360.70	4.39
	Grant Total - Commercial Banks	310119.98	6.36	273062.08	6.10	164861.80	7.09	18365.25	4.39

STATEMENT - VI - B

Progress under Microfinance - NPAs against Bank loans to SHGs of Regional Rural Banks as on 31 March 2018

(Amt. ₹ lakh)

Sr. No.	Name of Bank	For Total SHGs		Out of Total - Exclusive Women SHGs		For SHGs under NRLM/SGSYY		For SHGs under NULM/SJSRY	
		Amount of NPAs	NPA as %age to Total loans O/S	Amount of NPAs	NPA as %age to Total loans O/S	Amount of NPAs	NPA as %age to Total loans O/S	Amount of NPAs	NPA as %age to Total loans O/S
CENTRAL REGION									
CHHATTISGARH									
1	Chhattisgarh Rajya Gramin Bank	2087.68	9.13	1888.26	8.55	2087.68	9.13	0.00	0.00
	Total	2087.68	9.13	1888.26	8.55	2087.68	9.13	0.00	0.00
MADHYA PRADESH									
1	Central Madhya Pradesh Gramin Bank	1107.01	23.97	805.86	19.33	805.86	19.33	0.00	0.00
2	Madhyanchal Gramin Bank	366.00	17.96	176.00	10.08	366.00	17.96	0.00	0.00
3	Narmada Jhabua Gramin Bank	860.04	9.94	773.62	9.58	860.04	10.66	0.00	0.00
	Total	2333.05	15.24	1755.48	12.55	2031.90	14.23	0.00	0.00
UTTARAKHAND									
1	Uttarakhand Gramin Bank	316.36	20.74	8.54	1.64	206.49	25.91	38.95	22.48
	Total	316.36	20.74	8.54	1.64	206.49	25.91	38.95	22.48
UTTAR PRADESH									
1	Allahabad UP Gramin Bank	8360.11	67.92	3048.75	56.01	6117.41	65.87	0.00	0.00
2	Baroda Uttar Pradesh Gramin Bank	4566.55	22.48	3839.00	28.25	3552.80	25.20	11.00	44.39
3	Gramin Bank of Aryavart	4908.08	56.97	1344.86	51.50	4112.46	57.49	5.34	86.83
4	Kashi Gombi Samyut Gramin Bank	2531.12	36.28	1300.78	32.96	1959.90	40.89	0.00	0.00
5	Prathama Bank	491.92	8.33	323.12	7.10	2.11	0.39	0.00	0.00
6	Purvanchal Bank	1474.05	23.02	1474.05	23.02	1474.05	23.02	0.00	0.00
7	Sarva U.P. Gramin Bank	609.25	24.76	225.33	17.81	550.32	31.57	2.51	10.88
	Total	22941.08	36.43	11555.89	30.56	17769.05	40.36	18.85	34.91
	Total Central Region	27678.17	26.96	15208.17	20.44	22095.12	26.96	57.80	7.13
EASTERN REGION									
BIHAR									
1	Bihar Gramin Bank	281.90	0.65	281.90	0.65	281.90	0.65	0.00	0.00
2	Madhya Bihar Gramin Bank	2451.00	2.50	2451.00	2.50	2451.00	2.50	0.00	0.00
3	Uttar Bihar Gramin Bank	10429.27	25.22	9522.52	24.49	10429.27	25.22	0.00	0.00
	Total	13162.17	7.21	12255.42	6.80	13162.17	7.21	0.00	0.00
JHARKHAND									
1	Jharkhand Gramin Bank	111.00	1.74	85.00	1.42	111.00	1.74	0.00	0.00
2	Vananchal Gramin Bank	1457.00	23.68	1369.00	23.42	1167.00	21.78	0.00	0.00
	Total	1568.00	12.50	1454.00	12.27	1278.00	10.89	0.00	0.00

STATEMENT - VI - B (contd.)

(Amt. ₹ lakh)

Sr. No.	Name of Bank	For Total SHGs		Out of Total - Exclusive Women SHGs		For SHGs under NRLM/SGSYY		For SHGs under NULM/SJSRY	
		Amount of NPAs	NPA as %age to Total loans O/S	Amount of NPAs	NPA as %age to Total loans O/S	Amount of NPAs	NPA as %age to Total loans O/S	Amount of NPAs	NPA as %age to Total loans O/S
ODISHA									
1	Odisha Gramya Bank	3786.12	5.72	3786.12	5.72	3786.12	5.74	0.00	0.00
2	Utkal Grameen Bank	7678.77	19.60	6864.27	19.33	6819.41	17.92	0.00	0.00
	Total	11464.89	10.89	10650.39	10.48	10605.53	10.19	0.00	0.00
WEST BENGAL									
1	Bangiya Gramin Vikash Bank	4309.65	2.59	4133.00	2.59	4130.00	2.59	179.65	2.59
2	Paschim Banga Gramin Bank	4923.64	4.90	4529.73	4.93	4571.82	5.02	0.00	0.00
3	Uttar Banga Kshetriya Gramin Bank	1021.60	2.68	1021.60	2.68	609.82	2.92	411.78	2.39
	Total	10254.89	3.36	9684.33	3.34	9311.64	3.43	591.43	2.45
	Total Eastern Region	36449.95	6.02	34044.14	5.84	34357.34	6.03	591.43	2.43
NORTH EASTERN REGION									
ARUNACHAL PRADESH									
1	Arunachal Pradesh Rural Bank	22.39	29.53	0.00	0.00	22.39	29.53	0.00	0.00
	Total	22.39	29.53	0.00	0.00	22.39	29.53	0.00	0.00
ASSAM									
1	Assam Gramin Vikash Bank	5424.58	14.13	5418.92	14.75	1747.00	15.31	0.00	0.00
2	Langpi Dehangi Rural Bank	76.79	4.58	71.73	5.28	4.68	1.37	0.00	0.00
	Total	5501.37	13.73	5490.65	14.41	1751.68	14.90	0.00	0.00
MANIPUR									
1	Manipur Rural Bank	140.37	22.42	140.37	22.42	19.84	21.19	0.00	0.00
	Total	140.37	22.42	140.37	22.42	19.84	21.19	0.00	0.00
MEGHALAYA									
1	Meghalaya Rural Bank	86.74	14.16	2.65	1.71	40.05	13.55	0.00	0.00
	Total	86.74	14.16	2.65	1.71	40.05	13.55	0.00	0.00
MIZORAM									
1	Mizoram Rural Bank	355.76	14.47	26.85	3.92	44.57	11.06	4.66	4.43
	Total	355.76	14.47	26.85	3.92	44.57	11.06	4.66	4.43
NAGALAND									
1	Nagaland Rural Bank	22.50	7.49	20.36	6.82	0.00	0.00	0.00	0.00
	Total	22.50	7.49	20.36	6.82	0.00	0.00	0.00	0.00
TRIPURA									
1	Tripura Gramin Bank	3577.96	69.35	2306.73	51.38	125.76	22.27	0.00	0.00
	Total	3577.96	69.35	2306.73	51.38	125.76	22.27	0.00	0.00
	Total North Eastern Region	9707.09	19.69	7987.61	18.01	2004.29	15.20	4.66	2.44
NORTHERN REGION									
HARYANA									
1	Sarva Haryana Gramin Bank	1140.41	15.92	589.81	9.50	787.62	14.50	0.00	0.00
	Total	1140.41	15.92	589.81	9.50	787.62	14.50	0.00	0.00

STATEMENT - VI - B (contd.)

(Amt. ₹ lakh)

Sr. No.	Name of Bank	For Total SHGs		Out of Total - Exclusive Women SHGs		For SHGs under NRLM/SGSYY		For SHGs under NULM/SJSRY	
		Amount of NPAs	NPA as %age to Total loans O/S	Amount of NPAs	NPA as %age to Total loans O/S	Amount of NPAs	NPA as %age to Total loans O/S	Amount of NPAs	NPA as %age to Total loans O/S
HIMACHAL PRADESH									
1	Himachal Pradesh Gramin Bank	269.00	15.73	269.00	15.73	269.00	15.73	0.00	0.00
	Total	269.00	15.73	269.00	15.73	269.00	15.73	0.00	0.00
JAMMU AND KASHMIR									
1	Ellaquai Dehati Bank	93.02	27.61	14.82	10.67	93.02	27.61	0.00	0.00
2	J & K Grameen Bank	25.43	2.86	25.43	2.86	2.75	0.35	0.00	0.00
	Total	118.45	9.65	40.25	3.91	95.77	8.55	0.00	0.00
PUNJAB									
1	Malwa Gramin Bank	37.08	10.90	27.97	8.56	14.53	18.70	0.00	0.00
2	Punjab Gramin Bank	132.28	12.52	69.71	7.64	0.00	0.00	0.00	0.00
3	Sutlej Gramin Bank	14.29	19.26	13.19	18.58	0.00	0.00	0.00	0.00
	Total	183.65	12.48	110.87	8.46	14.53	4.17	0.00	0.00
RAJASTHAN									
1	Baroda Rajasthan Kshetriya Gramin Bank	2397.44	28.76	1812.76	29.70	761.93	24.75	11.38	11.95
2	Rajasthan Marudhara Gramin Bank	866.96	35.07	746.18	33.14	124.19	13.55	0.00	0.00
	Total	3264.40	30.21	2558.94	30.62	886.12	22.18	11.38	8.39
	Total Northern Region	4975.91	22.23	3568.87	19.17	2053.04	16.29	11.38	8.15
SOUTHERN REGION									
ANDHRA PRADESH									
1	Andhra Pragathi Grameena Bank	7976.52	3.42	7976.52	3.42	0.00	0.00	0.00	0.00
2	Chaitanya Godavari Grameena Bank	404.71	0.59	404.71	0.59	312.58	0.61	0.00	0.00
3	Saptagiri Grameena Bank	1323.92	0.94	1308.67	1.05	7.15	0.50	4.95	1.05
	Total	9705.15	2.19	9689.90	2.27	319.73	0.61	4.95	1.05
KARNATAKA									
1	Karnataka Vikas Grameena Bank	3236.13	22.35	3103.02	22.81	2275.42	19.74	670.38	29.46
2	Kaveri Grameena Bank	4496.12	14.86	3728.15	13.62	2825.03	17.22	231.10	35.53
3	Pragathi Krishna Gramin Bank	1920.00	1.36	1570.00	1.15	860.00	0.68	537.00	19.04
	Total	9652.25	5.20	8401.17	4.74	5960.45	3.87	1438.48	25.03
KERALA									
1	Kerala Gramin Bank	879.00	2.72	791.00	2.72	143.00	0.86	0.00	0.00
	Total	879.00	2.72	791.00	2.72	143.00	0.86	0.00	0.00
PUDUCHERRY									
1	Puduvai Bharathiyar Grama Bank	204.71	5.89	188.63	5.55	0.00	0.00	0.00	0.00
	Total	204.71	5.89	188.63	5.55	0.00	0.00	0.00	0.00

STATEMENT - VI - B (contd.)

(Amt. ₹ lakh)

Sr. No.	Name of Bank	For Total SHGs		Out of Total - Exclusive Women SHGs		For SHGs under NRLM/SGSYY		For SHGs under NULM/SJSRY	
		Amount of NPAs	NPA as %age to Total loans O/S	Amount of NPAs	NPA as %age to Total loans O/S	Amount of NPAs	NPA as %age to Total loans O/S	Amount of NPAs	NPA as %age to Total loans O/S
TAMIL NADU									
1	Pallavan Grama Bank	1535.84	3.33	1484.02	3.35	401.54	3.36	0.00	0.00
2	Pandyan Grama Bank	2376.91	37.42	2122.43	36.05	464.84	75.24	9.36	6.79
	Total	3912.75	7.45	3606.45	7.19	866.38	6.89	9.36	2.40
TELANGANA									
	Andhra Pradesh Grameena Vikas Bank	3936.58	0.70	3936.58	0.70	2361.23	0.72	479.52	0.71
	Telangana Grameena Bank	6769.52	4.15	6769.52	4.15	3733.24	4.12	1.02	0.51
	Total	10706.10	1.48	10706.10	1.48	6094.47	1.45	480.54	0.71
	Total Southern Region	35059.96	2.44	33383.25	2.37	13384.03	2.04	1933.33	2.59
WESTERN REGION									
GUJARAT									
1	Baroda Gujarat Gramin Bank	2638.00	16.08	2638.00	16.08	0.00	0.00	0.00	0.00
2	Dena Gujarat Gramin Bank	97.84	3.81	96.86	3.78	17.58	1.95	0.00	0.00
3	Saurashtra Gramin Bank	69.58	11.96	65.81	11.84	60.01	11.90	0.00	0.00
	Total	2805.42	14.35	2800.67	14.34	77.59	5.51	0.00	0.00
MAHARASHTRA									
1	Maharashtra Gramin Bank	2950.83	10.10	2950.83	10.10	2506.53	11.21	0.00	0.00
2	Vidharbha Konkan Gramin Bank	1976.09	27.16	921.26	21.40	921.26	21.40	0.00	0.00
	Total	4926.92	13.50	3872.09	11.55	3427.79	12.86	0.00	0.00
	Total Western Region	7732.34	13.80	6672.76	12.58	3505.38	12.49	0.00	0.00
	Grand Total	121603.42	5.35	100864.80	4.62	77399.20	5.68	2598.60	2.60

STATEMENT - VI - C

Progress under Microfinance - NPAs against Bank loans to SHGs of Co-operative Banks as on 31 March 2018

(Amt. ₹ lakh)

Sr. No.	Name of Bank	For Total SHGs		Out of Total - Exclusive Women SHGs		For SHGs under NRLM/SGSY		For SHGs under NULM/SJSRY	
		Amount of NPAs	NPA as %age to Total loans O/S	Amount of NPAs	NPA as %age to Total loans O/S	Amount of NPAs	NPA as %age to Total loans O/S	Amount of NPAs	NPA as %age to Total loans O/S
CENTRAL REGION									
CHHATTISGARH									
1	District Central Co-Operative Bank Ltd., Bilaspur	0.00	0.00	0.00	0.00	0.00	0.00	0.00	0.00
2	District Central Co-Operative Bank Ltd., Durg	0.00	0.00	0.00	0.00	0.00	0.00	0.00	0.00
3	Jila Sahakari Kendriya Bank Maryadit, Ambikapur	0.00	0.00	0.00	0.00	0.00	0.00	0.00	0.00
4	Jila Sahakari Kendriya Bank Maryadit, Jagdalpur	120.89	38.85	120.89	38.85	0.00	0.00	0.00	0.00
5	Jila Sahakari Kendriya Bank Maryadit, Raipur	2.27	2.98	2.27	2.98	0.00	0.00	0.00	0.00
6	Rajnandgaon Kendriya Sahakari Bank Maryadit, Rajnandgaon	89.51	12.03	89.51	12.03	89.51	12.03	0.00	0.00
	Total	212.67	15.54	212.67	15.62	89.51	9.13	0.00	0.00
MADHYA PRADESH									
1	Indore Premier Co-Operative Bank Limited, Indore	1.07	100.00	1.07	100.00	0.00	0.00	0.00	0.00
2	Jilla Sahakari Kendriya Bank Maryadit, Betul	0.00	0.00	0.00	0.00	0.00	0.00	0.00	0.00
3	Jilla Sahakari Kendriya Bank Maryadit, Chhindwara	0.00	0.00	0.00	0.00	0.00	0.00	0.00	0.00
4	Jilla Sahakari Kendriya Bank Maryadit, Khandwa	39.47	92.07	19.26	85.00	39.47	100.00	0.00	0.00
5	Jilla Sahakari Kendriya Bank Maryadit, Khargone	0.00	0.00	0.00	0.00	0.00	0.00	0.00	0.00
6	Jilla Sahakari Kendriya Bank Maryadit, Shajapur	6.00	75.00	0.00	0.00	6.00	75.00	0.00	0.00
7	Jilla Sahakari Kendriya Bank Maryadit, Vidisha	0.73	100.00	0.00	0.00	0.00	0.00	0.00	0.00
	Total	47.27	44.51	20.33	25.65	45.47	72.21	0.00	0.00
UTTARAKHAND									
1	Almora Zilla Sahakari Bank Ltd.	27.46	31.36	27.46	31.36	27.46	31.36	0.00	0.00
2	Chamoli Zilla Sahakari Bank Ltd., Chamoli	24.00	8.59	5.00	2.24	24.00	8.59	0.00	0.00
3	District Cooperative Bank Ltd., Dehradun	17.26	21.60	2.10	11.76	17.26	21.60	0.00	0.00
4	Nainital District Co-Operative Bank Ltd., Haldwani	64.75	25.77	19.75	11.63	64.75	25.77	0.00	0.00
5	Pithoragarh Zila Sahakari Bank Ltd., Pithoragarh	0.00	0.00	0.00	0.00	0.00	0.00	0.00	0.00
6	Tehri Garhwal Zila Sahkari Bank Ltd., Tehri	118.35	18.32	97.74	23.67	58.69	18.25	32.64	17.18
7	The Uttarkashi Zila Sahkari Bank Ltd., Uttarkashi	453.78	56.54	26.96	14.95	0.00	0.00	0.00	0.00

STATEMENT - VI - C (contd.)

(Amt. ₹ lakh)

Sr. No.	Name of Bank	For Total SHGs		Out of Total - Exclusive Women SHGs		For SHGs under NRLM/SGSY		For SHGs under NULM/SJSRY	
		Amount of NPAs	NPA as %age to Total loans O/S	Amount of NPAs	NPA as %age to Total loans O/S	Amount of NPAs	NPA as %age to Total loans O/S	Amount of NPAs	NPA as %age to Total loans O/S
8	Udhamsinghnagar District Cooperative Bank Ltd., Rudrapur	30.40	53.70	20.25	63.28	30.40	53.70	0.00	0.00
9	Zila Sahkari Bank Ltd., Garhwal (Kotdwar)	25.76	97.69	25.76	97.69	25.76	97.69	0.00	0.00
10	Zila Sahkari Bank Ltd., Haridwar	89.95	83.23	63.73	93.98	78.26	82.50	0.00	0.00
	Total	851.71	36.43	288.75	23.70	326.58	25.63	32.64	17.18
UTTAR PRADESH									
1	Agra District Central Co-Operative Bank Ltd.	1.59	100.00	0.00	0.00	0.00	0.00	0.00	0.00
2	Aligarh Jila Sahkari Bank Ltd.	0.96	100.00	0.11	100.00	0.00	0.00	0.00	0.00
3	Allahabad District Co-Operative Bank Ltd.	11.77	100.00	0.00	0.00	0.00	0.00	0.00	0.00
4	Banda District Co-Operative Bank Ltd.	6.78	56.93	6.25	72.42	6.78	56.93	0.00	0.00
5	Bijnor Jilla Sahkari Bank Ltd.	0.00	0.00	0.00	0.00	0.00	0.00	0.00	0.00
6	Budaun Jilla Sahkari Bank Ltd.	34.67	62.01	2.55	100.00	34.67	62.01	0.00	0.00
7	District Co-Operative Bank Ltd., Saharanpur	27.31	67.55	19.94	65.96	0.00	0.00	0.00	0.00
8	Etah District Co-Operative Bank Ltd.	0.10	14.93	0.00	0.00	0.10	14.93	0.00	0.00
9	Etawah Jilla Sahkari Bank Ltd.	0.00	0.00	0.00	0.00	0.00	0.00	0.00	0.00
10	Fatehpur District Co-Operative Bank Ltd.	139.76	100.00	60.32	100.00	0.00	0.00	0.00	0.00
11	Firozabad Jilla Sahkari Bank Ltd.	95.66	89.08	86.02	89.27	4.41	27.32	0.00	0.00
12	Ghaziabad Jilla Sahkari Bank Ltd.	0.63	39.87	0.63	49.61	0.00	0.00	0.00	0.00
13	Gorakhpur Jilla Sahkari Bank Ltd.	0.52	100.00	0.52	100.00	0.52	100.00	0.00	0.00
14	Hamirpur District Co-Operative Bank Ltd.	17.00	100.00	6.00	100.00	17.00	100.00	0.00	0.00
15	Jalaun District Co-Operative Bank Ltd.	5.95	100.00	4.78	100.00	1.24	100.00	4.71	100.00
16	Jila Sahakari Bank Ltd., Mau	0.00	0.00	0.00	0.00	0.00	0.00	0.00	0.00
17	Jila Sahakari Bank Ltd., Azamgarh	2.59	28.43	0.00	0.00	2.59	100.00	0.00	0.00
18	Jila Sahakari Bank Ltd., Ghazipur	0.11	100.00	0.00	0.00	0.00	0.00	0.00	0.00
19	Jila Sahkari Bank Ltd., Ballia	0.00	0.00	0.00	0.00	0.00	0.00	0.00	0.00
20	Jila Sahkari Bank Ltd., Barabanki	2.10	35.71	2.10	35.71	0.00	0.00	0.00	0.00
21	Jila Sahkari Bank Ltd., Bareilly	37.21	100.00	4.92	100.00	10.76	100.00	26.45	100.00

STATEMENT - VI - C (contd.)

(Amt. ₹ lakh)

Sr. No.	Name of Bank	For Total SHGs		Out of Total - Exclusive Women SHGs		For SHGs under NRLM/SGSY		For SHGs under NULM/SJSRY	
		Amount of NPAs	NPA as %age to Total loans O/S	Amount of NPAs	NPA as %age to Total loans O/S	Amount of NPAs	NPA as %age to Total loans O/S	Amount of NPAs	NPA as %age to Total loans O/S
22	Jilla Sahkari Bank Ltd., Bulandsahar	12.47	54.93	8.73	54.16	12.47	54.93	0.00	0.00
23	Jilla Sahkari Bank Ltd., Jaunpur	2.90	71.43	0.63	100.00	2.90	71.43	0.00	0.00
24	Jilla Sahkari Bank Ltd., Jhansi	7.52	81.21	6.00	77.52	7.52	81.21	0.00	0.00
25	Jilla Sahkari Bank Ltd., Kanpur	1.78	100.00	1.78	100.00	1.78	100.00	0.00	0.00
26	Jilla Sahkari Bank Ltd., Lakhimpur-Khiri	307.12	99.78	169.42	99.61	99.49	99.33	203.24	100.00
27	Jilla Sahkari Bank Ltd., Lalitpur	142.87	100.00	58.87	100.00	122.60	100.00	0.00	0.00
28	Jilla Sahkari Bank Ltd., Lucknow.	1.12	100.00	0.00	0.00	0.00	0.00	0.00	0.00
29	Jilla Sahkari Bank Ltd., Meerut	9.82	71.68	2.37	100.00	0.00	0.00	0.00	0.00
30	Jilla Sahkari Bank Ltd., Mirzapur	36.17	16.12	28.16	16.09	36.17	16.12	0.00	0.00
31	Jilla Sahkari Bank Ltd., Muradabad	49.64	98.18	0.00	0.00	48.80	100.00	0.00	0.00
32	Jilla Sahkari Bank Ltd., Pratapgarh	43.64	90.63	43.64	90.63	0.00	0.00	0.00	0.00
33	Jilla Sahkari Bank Ltd., Raibareilly	0.53	100.00	0.49	100.00	0.00	0.00	0.00	0.00
34	Jilla Sahkari Bank Ltd., Unnao	1.32	71.74	1.09	100.00	1.32	71.74	0.00	0.00
35	Mathura Jilla Sahkari Bank Ltd.	15.16	100.00	9.60	100.00	15.16	100.00	0.00	0.00
36	Muzaffarnagar District Co-Operative Bank Ltd.	15.48	100.00	4.66	100.00	15.48	100.00	0.00	0.00
37	Pilibhit Jilla Sahkari Bank Ltd.	35.07	94.96	24.16	93.50	15.73	100.00	0.00	0.00
38	Rampur Jilla Sahkari Bank Ltd.	4.04	100.00	4.04	100.00	0.00	0.00	0.00	0.00
39	Sultanpur Jilla Sahkari Bank Ltd.	0.00	0.00	0.00	0.00	0.00	0.00	0.00	0.00
	Total	1071.36	79.47	557.78	74.42	457.49	65.47	234.40	97.29
	Total Central Region	2183.01	42.30	1079.53	31.67	919.05	30.46	267.04	61.97
EASTERN REGION									
ANDAMAN & NICOBAR									
1	The Andaman & Nicobar State Co-Operative Bank Ltd.	73.73	9.37	68.56	9.36	0.00	0.00	0.00	0.00
	Total	73.73	9.37	68.56	9.36	0.00	0.00	0.00	0.00
BIHAR									
1	The Nalanda Central Co-Operative Bank Ltd.	0.00	0.00	0.00	0.00	0.00	0.00	0.00	0.00
	Total	0.00	0.00	0.00	0.00	0.00	0.00	0.00	0.00

STATEMENT - VI - C (contd.)

(Amt. ₹ lakh)

Sr. No.	Name of Bank	For Total SHGs		Out of Total - Exclusive Women SHGs		For SHGs under NRLM/SGSY		For SHGs under NULM/SJSRY	
		Amount of NPAs	NPA as %age to Total loans O/S	Amount of NPAs	NPA as %age to Total loans O/S	Amount of NPAs	NPA as %age to Total loans O/S	Amount of NPAs	NPA as %age to Total loans O/S
JHARKHAND									
1	The Dhanbad Central Co-Operative Bank Ltd.	0.00	0.00	0.00	0.00	0.00	0.00	0.00	0.00
2	The Jharkhand State Co-Operative Bank Ltd.	0.00	0.00	0.00	0.00	0.00	0.00	0.00	0.00
	Total	0.00	0.00	0.00	0.00	0.00	0.00	0.00	0.00
ODISHA									
1	Keonjhar Central Co-Operative Bank Ltd.	81.71	15.63	81.03	15.61	81.71	15.63	0.00	0.00
2	The Angul United Central Co-Operative Bank Ltd.	0.00	0.00	0.00	0.00	0.00	0.00	0.00	0.00
3	The Balasore Bhadrak Central Co-Operative Bank Ltd.	28.15	0.63	28.15	0.63	28.15	0.63	0.00	0.00
4	The Banki Central Co-Operative Bank Ltd.	23.51	9.33	23.51	9.33	0.00	0.00	0.00	0.00
5	The Bhawanipatna Central Co-Operative Bank Ltd.	29.83	86.94	29.83	86.94	29.83	86.94	0.00	0.00
6	The Bolangir District Central Co-Operative Bank Ltd.	54.38	28.07	29.07	17.26	0.00	0.00	0.00	0.00
7	The Koraput Central Co-Operative Bank Ltd.	251.77	16.23	251.77	16.23	51.77	18.10	0.00	0.00
8	The Mayurbhanj District Central Co-Operative Bank Ltd.	148.00	56.15	148.00	56.15	148.00	56.15	0.00	0.00
9	The Sambalpur Dist.Co-Operative Central Bank Ltd.	342.29	58.91	342.29	58.91	267.79	100.00	0.00	0.00
10	The Sundargarh District Central Co-Operative Bank Ltd.	42.49	2.48	42.49	2.48	35.61	2.81	6.88	1.56
	Total	1002.13	8.90	976.14	8.70	642.86	728	6.88	1.56
WEST BENGAL									
1	Balageria Central Co-Operative Bank Ltd.	0.00	0.00	0.00	0.00	0.00	0.00	0.00	0.00
2	Bankura Dist Central Co-Operative Bank Ltd.	739.79	12.50	704.48	11.99	245.33	4.54	0.00	0.00
3	Darjeeling District Central Co-Operative Bank Ltd.	0.00	0.00	0.00	0.00	0.00	0.00	0.00	0.00
4	Hooghly District Central Co-Operative Bank Ltd.	189.76	1.96	189.76	1.96	0.00	0.00	0.00	0.00
5	Howrah District Central Co-Operative Bank Ltd.	71.40	1.85	70.59	1.86	0.00	0.00	0.00	0.00
6	Malda District Central Co-Operative Bank Ltd.	230.68	7.13	179.85	5.66	230.68	7.13	0.00	0.00
7	Murshidabad District Central Co-Operative Bank Ltd.	333.61	4.22	152.60	1.99	0.00	0.00	0.00	0.00

STATEMENT - VI - C (contd.)

(Amt. ₹ lakh)

Sr. No.	Name of Bank	For Total SHGs		Out of Total - Exclusive Women SHGs		For SHGs under NRLM/SGSYY		For SHGs under NULM/SJSRY	
		Amount of NPAs	NPA as %age to Total loans O/S	Amount of NPAs	NPA as %age to Total loans O/S	Amount of NPAs	NPA as %age to Total loans O/S	Amount of NPAs	NPA as %age to Total loans O/S
8	Nadia District Central Co-Operative Bank Ltd.	180.15	1.00	114.88	0.69	0.00	0.00	0.00	0.00
9	Purulia District Central Co-Operative Bank Ltd	7.96	2.74	7.96	2.74	0.48	0.58	7.48	3.59
10	Raiganj Central Co-Operative Bank Ltd.	247.75	10.27	247.75	10.27	0.00	0.00	0.00	0.00
11	Tamluk Ghatal Central Co-Operative Bank Ltd.	21.24	0.59	17.28	0.50	0.00	0.00	0.00	0.00
12	The Burdwan District Central Co-Operative Bank Ltd	271.67	20.73	114.02	12.37	0.00	0.00	0.00	0.00
13	The Dakshin Dinajpur District Central Co-Operative Bank Ltd.	38.53	7.43	38.53	7.43	38.53	8.29	0.00	0.00
14	The Jalpaiguri Central Co-Operative Bank Ltd.	118.22	40.02	103.45	42.02	0.00	0.00	0.00	0.00
15	The Mugberia Central Co-Operative Bank Ltd.	2.02	0.04	2.02	0.04	0.00	0.00	0.00	0.00
16	The West Bengal State Co-Operative Bank Ltd.	882.22	17.58	619.16	14.02	0.00	0.00	0.00	0.00
17	Vidyasagar Central Co-Operative Bank Ltd.	252.40	8.38	198.95	6.72	0.00	0.00	0.00	0.00
	Total	3587.40	5.01	2761.28	4.04	515.02	5.05	7.48	2.93
	Total Eastern Region	4663.26	5.54	3805.98	4.71	1157.88	5.93	14.36	2.06
NORTH EASTERN REGION									
ARUNACHAL PRADESH									
1	The Arunachal Pradesh State Co-Operative Apex Bank Ltd.	0.00	0.00	0.00	0.00	0.00	0.00	0.00	0.00
	Total	0.00	0.00	0.00	0.00	0.00	0.00	0.00	0.00
ASSAM									
1	The Assam Co-Operative Apex Bank Ltd.	476.59	64.37	43.50	17.00	476.59	64.37	0.00	0.00
	Total	476.59	64.37	43.50	17.00	476.59	64.37	0.00	0.00
MANIPUR									
1	The Manipur State Co-Operative Bank Ltd.	0.00	0.00	0.00	0.00	0.00	0.00	0.00	0.00
	Total	0.00	0.00	0.00	0.00	0.00	0.00	0.00	0.00
MEGHALAYA									
1	The Meghalaya Co-Operative Apex Bank Ltd.	137.05	62.82	79.49	55.84	54.00	60.98	0.00	0.00
	Total	137.05	62.82	79.49	55.84	54.00	60.98	0.00	0.00
NAGALAND									
1	The Nagaland State Co-Operative Bank Ltd.	10.00	1.05	10.00	1.05	0.00	0.00	0.00	0.00
	Total	10.00	1.05	10.00	1.05	0.00	0.00	0.00	0.00

STATEMENT - VI - C (contd.)

(Amt. ₹ lakh)

Sr. No.	Name of Bank	For Total SHGs		Out of Total - Exclusive Women SHGs		For SHGs under NRLM/SGSY		For SHGs under NULM/SJSRY	
		Amount of NPAs	NPA as %age to Total loans O/S	Amount of NPAs	NPA as %age to Total loans O/S	Amount of NPAs	NPA as %age to Total loans O/S	Amount of NPAs	NPA as %age to Total loans O/S
SIKKIM									
1	The Sikkim State Co-Operative Bank Ltd.	0.00	0.00	0.00	0.00	0.00	0.00	0.00	0.00
	Total	0.00	0.00	0.00	0.00	0.00	0.00	0.00	0.00
TRIPURA									
1	The Tripura State Co-Operative Bank Ltd.	590.17	20.45	354.10	20.45	0.00	0.00	0.00	0.00
	Total	590.17	20.45	354.10	20.45	0.00	0.00	0.00	0.00
	Total North Eastern Region	1213.81	24.69	487.09	15.22	530.59	60.39	0.00	0.00
NORTHERN REGION									
CHANDIGARH									
1	The Chandigarh State Co-Operative Bank Ltd.	0.00	0.00	0.00	0.00	0.00	0.00	0.00	0.00
	Total	0.00	0.00	0.00	0.00	0.00	0.00	0.00	0.00
HARYANA									
1	The Ambala Central Co-Operative Bank Ltd.	0.00	0.00	0.00	0.00	0.00	0.00	0.00	0.00
2	The Bhiwani Central Co-Operative Bank Ltd.	0.00	0.00	0.00	0.00	0.00	0.00	0.00	0.00
3	The Faridabad Central Co-Operative Bank Ltd.	0.00	0.00	0.00	0.00	0.00	0.00	0.00	0.00
4	The Fatehabad Central Co-Operative Bank Ltd.	94.94	90.46	45.56	88.67	94.94	90.46	0.00	0.00
5	The Gurgaon Central Co-Operative Bank Ltd.	0.00	0.00	0.00	0.00	0.00	0.00	0.00	0.00
6	The Haryana State Co-Operative Apex Bank Ltd.	0.00	0.00	0.00	0.00	0.00	0.00	0.00	0.00
7	The Hissar Central Co-Operative Bank Ltd.	259.38	98.69	181.23	98.14	0.00	0.00	0.00	0.00
8	The Jhajjar Central Co-Operative Bank Ltd.	3.77	100.00	3.77	100.00	0.00	0.00	0.00	0.00
9	The Jind Central Co-Operative Bank Ltd.	22.62	100.00	0.00	0.00	11.31	100.00	0.00	0.00
10	The Karnal Central Co-Operative Bank Ltd.	0.00	0.00	0.00	0.00	0.00	0.00	0.00	0.00
11	The Mahendragarh Central Co-Operative Bank Ltd.	14.13	100.00	1.82	100.00	14.13	100.00	0.00	0.00
12	The Panchakula Central Co-Operative Bank Ltd.	9.01	100.00	9.01	100.00	9.01	100.00	0.00	0.00
13	The Panipat Central Co-Operative Bank Ltd.	5.84	92.26	5.84	92.26	0.00	0.00	0.00	0.00
14	The Rewari Central Co-Operative Bank Ltd.	13.88	57.28	13.88	57.28	13.88	86.05	0.00	0.00
15	The Rohtak Central Co-Operative Bank Ltd.	23.65	100.00	18.87	100.00	23.65	100.00	0.00	0.00
16	The Sirsa Central Co-Operative Bank Ltd.	19.88	80.88	19.88	80.88	0.00	0.00	0.00	0.00

STATEMENT - VI - C (contd.)

(Amt. ₹ lakh)

Sr. No.	Name of Bank	For Total SHGs		Out of Total - Exclusive Women SHGs		For SHGs under NRLM/SGSY		For SHGs under NULM/SJSRY	
		Amount of NPAs	NPA as %age to Total loans O/S	Amount of NPAs	NPA as %age to Total loans O/S	Amount of NPAs	NPA as %age to Total loans O/S	Amount of NPAs	NPA as %age to Total loans O/S
17	The Sonepat Central Co-Operative Bank Ltd.	3.81	59.07	3.22	54.95	3.81	59.07	0.00	0.00
18	The Yamunanagar Central Co-Operative Bank Ltd.	4.10	100.00	0.00	0.00	4.10	100.00	0.00	0.00
	Total	475.01	80.48	303.08	73.19	174.83	88.91	0.00	0.00
HIMACHAL PRADESH									
1	Jogindra Central Co-Operative Bank Ltd.	194.40	35.24	194.40	35.24	4.70	2.64	0.00	0.00
2	The Himachal Pradesh State Co-Operative Bank Ltd.	269.49	12.29	39.61	3.08	39.61	3.08	0.00	0.00
3	The Kangra Central Co-Operative Bank Ltd.	169.16	10.01	99.78	11.80	21.69	2.04	0.00	0.00
	Total	633.05	14.27	333.79	12.45	66.00	2.61	0.00	0.00
JAMMU AND KASHMIR									
1	Baramulla Central Co-Operative Bank Ltd.	41.44	100.00	35.41	100.00	0.00	0.00	0.00	0.00
2	The Anantnag Central Co-Operative Bank Ltd.	2.19	20.58	1.45	25.71	0.00	0.00	0.00	0.00
3	The Jammu Central Co-Operative Bank Ltd.	6.52	34.39	6.52	34.39	6.52	82.12	0.00	0.00
4	The Jammu & Kashmir State Co-Operative Bank Ltd.	2.01	100.00	2.01	100.00	2.01	100.00	0.00	0.00
	Total	52.16	71.40	45.39	73.19	8.53	85.73	0.00	0.00
NEW DELHI									
1	The Delhi State Co-Operative Bank Ltd.	0.00	0.00	0.00	0.00	0.00	0.00	0.00	0.00
	Total	0.00	0.00	0.00	0.00	0.00	0.00	0.00	0.00
PUNJAB									
1	The Amritsar Central Co-Operative Bank Ltd., Amritsar	25.07	62.55	22.89	61.65	0.00	0.00	0.00	0.00
2	The Bhatinda Central Co-Operative Bank Ltd., Bhatinda	12.64	27.12	12.64	27.12	0.00	0.00	0.00	0.00
3	The Faridkot Central Co-Operative Bank Ltd., Faridkot	13.06	61.57	13.06	61.57	0.00	0.00	0.00	0.00
4	The Fatehgarh Sahib Central Co-Operative Bank Ltd., Sirhind	19.10	23.67	19.10	23.67	0.00	0.00	0.00	0.00
5	The Fazilka Central Co-Operative Bank Ltd., Fazilka	7.46	51.59	7.46	51.59	0.00	0.00	0.00	0.00
6	The Ferozepur Central Co-Operative Bank Ltd., Ferozepur	18.89	38.01	18.89	43.61	0.00	0.00	0.00	0.00
7	The Gurdaspur Central Co-Operative Bank Ltd., Gurdaspur	25.59	57.62	25.59	57.62	25.59	57.62	0.00	0.00

STATEMENT - VI - C (contd.)

(Amt. ₹ lakh)

Sr. No.	Name of Bank	For Total SHGs		Out of Total - Exclusive Women SHGs		For SHGs under NRLM/SGSYY		For SHGs under NULM/SJSRY	
		Amount of NPAs	NPA as %age to Total loans O/S	Amount of NPAs	NPA as %age to Total loans O/S	Amount of NPAs	NPA as %age to Total loans O/S	Amount of NPAs	NPA as %age to Total loans O/S
8	The Hoshiarpur Central Co-Operative Bank Ltd., Hoshiarpur	12.37	19.58	4.36	9.47	0.00	0.00	0.00	0.00
9	The Jalandhar Central Co-Operative Bank Ltd., Jalandhar	21.70	27.07	21.47	26.86	0.00	0.00	0.00	0.00
10	The Kapurthala Central Co-Operative Bank Ltd., Kapurthala	0.10	1.98	0.10	1.98	0.00	0.00	0.00	0.00
11	The Ludhiana Central Co-Operative Bank Ltd., Ludhiana	6.38	6.73	6.38	6.73	0.00	0.00	0.00	0.00
12	The Mansa Central Co-Operative Bank Ltd., Mansa	0.89	10.52	0.89	10.52	0.00	0.00	0.00	0.00
13	The Moga Central Co-Operative Bank Ltd., Moga	0.00	0.00	0.00	0.00	0.00	0.00	0.00	0.00
14	The Muktsar Central Co-Operative Bank Ltd., Muktsar	38.71	76.46	38.71	76.46	38.71	76.46	0.00	0.00
15	The Nawanshahr Central Co-Operative Bank Ltd., Nawanshahr	0.00	0.00	0.00	0.00	0.00	0.00	0.00	0.00
16	The Patiala Central Co-Operative Bank Ltd., Patiala	33.30	43.57	33.30	43.57	12.14	100.00	0.00	0.00
17	The Ropar Central Co-Operative Bank Ltd., Ropar	4.90	40.87	4.90	40.87	4.90	40.87	0.00	0.00
18	The Sangrur Central Co-Operative Bank Ltd., Sangrur	21.57	55.22	21.57	55.22	21.57	55.22	0.00	0.00
19	The Sas Nagar Central Co-Op. Bank Ltd., Sas Nagar	1.28	78.05	1.28	78.05	1.28	78.05	0.00	0.00
20	The Taran Taran Central Co-Operative Bank Ltd., Taran Taran	0.00	0.00	0.00	0.00	0.00	0.00	0.00	0.00
	Total	263.01	33.75	252.59	33.59	104.19	65.17	0.00	0.00
	RAJASTHAN								
1	Ajmer Central Co-Operative Bank Ltd.	0.00	0.00	0.00	0.00	0.00	0.00	0.00	0.00
2	Baran Kendriya Sahakari Bank Ltd.	219.59	82.43	204.65	82.54	59.52	72.59	0.00	0.00
3	Chittorgarh Kendriya Sahakari Bank Ltd.	106.06	60.04	101.91	77.36	0.00	0.00	0.00	0.00
4	Dausa Kendriya Sahakari Bank Ltd.	53.84	43.38	39.68	66.41	14.16	22.00	0.00	0.00
5	Hanumangarh Kendriya Sahakari Bank Ltd.	35.70	20.68	35.70	21.19	0.00	0.00	35.70	20.68
6	Jhunjhunu Kendriya Sahakari Bank Ltd.	29.59	8.50	29.59	8.50	0.00	0.00	0.00	0.00

STATEMENT - VI - C (contd.)

(Amt. ₹ lakh)

Sr. No.	Name of Bank	For Total SHGs		Out of Total - Exclusive Women SHGs		For SHGs under NRLM/SGSY		For SHGs under NULM/SJSRY	
		Amount of NPAs	NPA as %age to Total loans O/S	Amount of NPAs	NPA as %age to Total loans O/S	Amount of NPAs	NPA as %age to Total loans O/S	Amount of NPAs	NPA as %age to Total loans O/S
7	Sawai Madhopur Kendriya Sahakari Bank Ltd.	72.01	72.53	61.08	78.03	0.00	0.00	0.00	0.00
8	The Alwar Central Co-Operative Bank Ltd.	141.13	3.70	141.13	3.70	0.00	0.00	0.00	0.00
9	The Banswara Central Co-Operative Bank Ltd.	64.06	44.70	64.06	44.70	64.06	44.70	0.00	0.00
10	The Barmer Central Co-Operative Bank Ltd.	317.08	78.96	317.08	78.96	0.00	0.00	0.00	0.00
11	The Bharatpur Central Co-Operative Bank Ltd.	0.00	0.00	0.00	0.00	0.00	0.00	0.00	0.00
12	The Bundi District Central Co-Operative Bank Ltd.	98.90	39.47	98.90	39.47	0.00	0.00	0.00	0.00
13	The Central Co-Operative Bank Ltd, Bhilwara	30.71	40.78	30.71	42.96	5.31	30.22	0.00	0.00
14	The Central Co-Operative Bank Ltd., Bikaner	74.54	21.37	74.54	21.37	29.69	88.63	0.00	0.00
15	The Central Co-Operative Bank Ltd.,Tonk	28.57	100.00	28.57	100.00	0.00	0.00	11.12	100.00
16	The Churu Central Co-Operative Bank Ltd.	89.54	45.14	71.49	58.22	28.08	100.00	0.00	0.00
17	The Dungarpur Central Co-Operative Bank Ltd.	33.06	12.30	33.06	16.13	0.00	0.00	0.00	0.00
18	The Ganganagar Kendriya Sahakari Bank Ltd.	27.36	12.90	27.36	12.90	0.00	0.00	0.00	0.00
19	The Jaipur Central Co-Operative Bank Ltd.	0.68	0.42	0.68	0.42	0.00	0.00	0.00	0.00
20	The Jaisalmer Central Co-Operative Bank Ltd.	72.72	20.50	72.72	20.50	72.72	20.50	0.00	0.00
21	The Jalore Central Co-Operative Bank Ltd.	65.72	81.87	65.72	94.30	65.72	81.87	0.00	0.00
22	The Jhalawar Kendriya Sahakari Bank Ltd.	201.08	45.79	119.70	36.99	31.12	100.00	0.00	0.00
23	The Jodhpur Central Co-Operative Bank Ltd.	134.91	100.00	129.72	100.00	92.00	100.00	0.00	0.00
24	The Kota Central Co-Operative Bank Ltd.	161.43	76.04	161.43	76.35	6.25	40.66	0.00	0.00
25	The Nagaur Central Co-Operative Bank Ltd.	77.99	30.45	77.99	30.45	77.99	30.45	0.00	0.00
26	The Pali District Central Co-Operative Bank Ltd	175.34	40.23	175.34	40.23	0.00	0.00	0.00	0.00
27	The Sikar Kendriya Sahakari Bank Ltd.	123.85	15.66	123.85	15.66	0.00	0.00	0.00	0.00
28	The Sirohi Central Co-Operative Bank Ltd.	56.27	45.08	56.27	45.08	1.23	81.46	0.00	0.00
29	The Udaipur Central Co-Operative Bank Ltd.	157.33	48.92	157.33	51.71	0.00	0.00	0.00	0.00
	Total	2649.06	25.72	2500.26	25.37	547.85	39.00	46.82	24.44
	Total Northern Region	4072.29	25.17	3435.11	24.96	901.40	20.98	46.82	23.11

STATEMENT - VI - C (contd.)

(Amt. ₹ lakh)

Sr. No.	Name of Bank	For Total SHGs		Out of Total - Exclusive Women SHGs		For SHGs under NRLM/SGSYY		For SHGs under NULM/SJSRY	
		Amount of NPAs	NPA as %age to Total loans O/S	Amount of NPAs	NPA as %age to Total loans O/S	Amount of NPAs	NPA as %age to Total loans O/S	Amount of NPAs	NPA as %age to Total loans O/S
SOUTHERN REGION									
ANDHRA PRADESH									
1	The Anantpur District Co-Operative Central Bank Ltd.	0.00	0.00	0.00	0.00	0.00	0.00	0.00	0.00
2	The Andhra Pradesh State Co-Operative Bank Ltd.	0.00	0.00	0.00	0.00	0.00	0.00	0.00	0.00
3	The Chittoor District Co-Operative Central Bank Ltd.	18.72	7.32	18.72	7.32	0.00	0.00	0.00	0.00
4	The District Co-Operative Central Bank Ltd., Eluru	336.63	16.72	336.63	16.72	0.00	0.00	0.00	0.00
5	The District Cooperative Central Bank Ltd., Kakinada	8.19	8.12	8.19	8.12	0.00	0.00	0.00	0.00
6	The District Cooperative Central Bank Ltd., Kurnool	2.40	1.52	2.40	1.52	2.40	1.52	0.00	0.00
7	The District Co-Operative Central Bank Ltd., Srikakulam	0.00	0.00	0.00	0.00	0.00	0.00	0.00	0.00
8	The District Co-Operative Central Bank Ltd., Visakhapatnam	23.75	2.38	23.75	2.38	16.25	2.71	0.00	0.00
9	The Guntur District Co-Operative Central Bank	98.78	12.64	97.97	12.54	0.00	0.00	0.00	0.00
10	The Krishna District Co-Operative Central Bank Ltd.	509.45	3.32	509.45	3.32	0.00	0.00	0.00	0.00
11	The Nellore District Co-Operative Central Bank Ltd.	2.63	100.00	2.37	100.00	0.00	0.00	0.00	0.00
12	The Prakasam District Co-Operative Central Bank Ltd.	17.50	1.78	17.50	1.78	0.00	0.00	0.00	0.00
	Total	1018.05	4.59	1016.98	4.58	18.65	2.46	0.00	0.00
KARNATAKA									
1	Bagalkot District Central Co-Operative Bank Ltd.	41.95	7.45	33.35	6.67	1.50	1.59	0.00	0.00
2	Mandya District Co-Operative Central Bank Ltd.	74.78	1.39	60.02	1.30	74.78	1.68	0.00	0.00
3	The Bangalore, Bangalore Rural & Ramanagra District Co-Operative Bank Ltd.	196.33	10.88	196.33	10.94	0.00	0.00	0.00	0.00
4	The Belagavi District Central Co-Operative Bank Ltd.	25.65	0.92	7.70	0.34	16.39	0.74	9.26	1.58
5	The Bellary District Co-Operative Central Bank Ltd.	109.34	6.25	109.34	6.38	0.00	0.00	0.00	0.00

STATEMENT - VI - C (contd.)

(Amt. ₹ lakh)

Sr. No.	Name of Bank	For Total SHGs		Out of Total - Exclusive Women SHGs		For SHGs under NRLM/SGSYY		For SHGs under NULM/SJSRY	
		Amount of NPAs	NPA as %age to Total loans O/S	Amount of NPAs	NPA as %age to Total loans O/S	Amount of NPAs	NPA as %age to Total loans O/S	Amount of NPAs	NPA as %age to Total loans O/S
6	The Chikmagalur District Co-Operative Central Bank Ltd.	238.97	24.55	199.67	22.65	0.00	0.00	0.00	0.00
7	The Chitradurga District Co-Operative Central Bank Ltd.	168.66	10.31	162.22	10.02	0.00	0.00	0.00	0.00
8	The Dawangere District Central Co-Operative Bank Ltd.	51.78	3.13	38.85	2.45	0.00	0.00	0.00	0.00
9	The District Co-Operative Central Bank Ltd., Bidar	228.54	1.38	191.10	1.17	0.00	0.00	0.00	0.00
10	The Gulbarga And Yadgir District Co-Operative Central Bank Ltd.	89.29	12.95	89.29	12.95	0.00	0.00	0.00	0.00
11	The Hassan District Co-Operative Central Bank Ltd.	379.28	6.30	360.31	6.24	0.09	0.00	0.00	0.00
12	The Kanara District Central Co- Operative Bank Ltd.	13.64	0.75	13.45	0.79	6.59	0.74	6.86	0.85
13	The Karnataka Central Co-Operative Bank Ltd.,(Dharwad)	11.52	1.59	6.64	1.41	5.76	1.59	0.00	0.00
14	The Kodagu District Co-Operative Central Bank Ltd.	11.90	0.42	2.19	0.10	0.00	0.00	0.00	0.00
15	The Kolar And Chickaballapur District Co-Operative Central Bank Ltd.	23.28	0.07	23.28	0.07	0.00	0.00	0.00	0.00
16	The Mysore And Chamarajnagar District Cooperative Central Bank Ltd.	436.44	32.62	400.05	32.18	74.85	65.53	0.00	0.00
17	The Raichur District Central Co-Operative Bank Ltd.	126.45	11.50	126.45	11.50	58.35	11.90	68.10	11.18
18	The Shimoga District Co-Operative Central Bank Ltd.	50.61	0.72	29.42	0.54	0.00	0.00	0.00	0.00
19	The South Canara District Central Co-Operative Bank Ltd.	130.14	0.78	76.48	0.68	0.00	0.00	0.00	0.00
20	The Tumkur District Central Co-Operative Bank Ltd.	540.57	4.49	540.57	4.49	0.00	0.00	0.00	0.00
21	The Vijayapura District Central Co-Operative Bank Ltd.	8.68	1.20	7.11	1.30	0.00	0.00	0.00	0.00
	Total	2957.80	2.50	2673.82	2.48	238.31	0.88	84.22	2.42
	KERALA								
1	The Alappuzha District Co-Operative Bank Ltd.	191.06	3.65	175.78	3.65	0.00	0.00	0.00	0.00

STATEMENT - VI - C (contd.)

(Amt. ₹ lakh)

Sr. No.	Name of Bank	For Total SHGs		Out of Total - Exclusive Women SHGs		For SHGs under NRLM/SGSYY		For SHGs under NULM/SJSRY	
		Amount of NPAs	NPA as %age to Total loans O/S	Amount of NPAs	NPA as %age to Total loans O/S	Amount of NPAs	NPA as %age to Total loans O/S	Amount of NPAs	NPA as %age to Total loans O/S
2	The Ernakulam District Co-Operative Bank Ltd.	5.96	6.76	4.00	5.13	0.00	0.00	0.00	0.00
3	The Idukki District Co-Operative Bank Ltd.	237.64	4.03	178.52	3.97	237.64	4.03	0.00	0.00
4	The Kannur District Co-Operative Bank Ltd.	19.52	2.00	0.13	0.03	0.00	0.00	0.00	0.00
5	The Kasaragod District Co-Operative Bank Ltd.	9.17	0.97	9.17	1.05	9.17	0.97	0.00	0.00
6	The Kollam District Co-Operative Bank Ltd.	268.00	5.56	137.00	5.57	5.00	3.45	0.00	0.00
7	The Kottayam District Co-Operative Bank Ltd.	0.00	0.00	0.00	0.00	0.00	0.00	0.00	0.00
8	The Kozhikode District Co-Operative Bank Ltd.	118.00	13.08	118.00	14.99	102.00	13.23	16.00	12.21
9	The Malappuram District Co-Operative Bank Ltd.	6.52	1.23	6.52	1.23	3.81	1.14	0.00	0.00
10	The Palakkad District Co-Operative Bank Ltd.	12.87	7.40	9.75	5.71	2.33	1.55	0.31	2.57
11	The Pathanamthitta District Co-Operative Bank Ltd.	195.06	7.77	178.63	7.44	0.00	0.00	0.00	0.00
12	The Thiruvananthapuram District Co-Operative Bank Ltd.	511.01	55.03	511.01	55.03	511.01	55.03	0.00	0.00
13	The Wayanad District Co-Operative Bank Ltd.	266.09	4.41	266.09	4.41	266.09	4.41	0.00	0.00
	Total	1840.90	6.32	1594.60	6.64	1137.05	7.45	16.31	11.40
PUDUCHERRY									
1	The Pondicherry State Co-Operative Bank Ltd.	353.40	21.37	353.40	21.51	351.60	21.35	1.80	27.03
	Total	353.40	21.37	353.40	21.51	351.60	21.35	1.80	27.03
TAMIL NADU									
1	Chennai Central Co-Operative Bank Ltd.	49.69	16.22	49.69	16.22	0.00	0.00	0.00	0.00
2	Dindigul Central Co-Operative Bank Ltd.	634.94	25.50	602.58	24.75	0.00	0.00	0.00	0.00
3	The Coimbatore District Central Co-Operative Bank Ltd.	252.35	5.06	225.12	4.68	87.51	2.80	164.84	8.84
4	The Cuddalore District Central Co-Operative Bank Ltd.	44.09	8.01	41.90	7.77	37.34	7.36	6.75	15.63
5	The Dharmapuri District Central Co-Operative Bank Ltd.	549.56	27.39	549.56	27.39	0.00	0.00	0.00	0.00
6	The Erode District Central Co-Operative Bank Ltd.	248.40	5.58	248.40	5.58	248.40	5.58	0.00	0.00
7	The Kancheepuram Central Co-Op.bank Ltd.	422.85	15.14	422.85	15.14	0.00	0.00	0.00	0.00
8	The Kanyakumari District Central Co-Operative Bank Ltd.	172.31	1.70	155.07	1.70	0.00	0.00	0.00	0.00

STATEMENT - VI - C (contd.)

(Amt. ₹ lakh)

Sr. No.	Name of Bank	For Total SHGs		Out of Total - Exclusive Women SHGs		For SHGs under NRLM/SGSYY		For SHGs under NULM/SJSRY	
		Amount of NPAs	NPA as %age to Total loans O/S	Amount of NPAs	NPA as %age to Total loans O/S	Amount of NPAs	NPA as %age to Total loans O/S	Amount of NPAs	NPA as %age to Total loans O/S
9	The Kumbakonam Central Co-Op Bank Ltd.	763.28	27.02	763.28	27.02	0.00	0.00	0.00	0.00
10	The Madurai District Central Co-Operative Bank Ltd.	370.50	18.50	370.50	18.50	253.30	18.07	74.36	18.57
11	The Nilgiris District Central Co-Operative Bank Ltd.	260.00	5.67	257.00	5.87	0.00	0.00	0.00	0.00
12	The Pudukottai District Central Co-Operative Bank Ltd.	351.72	17.56	334.48	17.56	0.00	0.00	0.00	0.00
13	The Ramanathapuram District Central Co-Operative Bank Ltd.	263.83	9.78	263.83	9.78	0.00	0.00	263.83	9.78
14	The Salem District Central Co-Operative Bank Ltd.	158.97	1.37	151.02	1.37	79.48	1.37	63.58	1.37
15	The Sivganga District Central Co-Operative Bank Ltd.	221.05	16.82	221.05	16.82	0.00	0.00	0.00	0.00
16	The Thanjavur Central Co-Operative Bank Ltd.	365.50	23.20	365.50	23.20	365.50	23.20	0.00	0.00
17	The Tiruchirapalli District Central Co-Operative Bank Ltd.	1487.62	14.90	1487.62	14.94	1365.60	14.57	122.02	20.00
18	The Tirunelveli District Central Co-Operative Bank Ltd.	34.78	1.24	34.78	1.24	34.78	1.24	0.00	0.00
19	The Tiruvannamalai District Central Co-Operative Bank Ltd.	943.41	9.13	943.41	9.15	943.41	9.13	0.00	0.00
20	The Vellore District Central Cooperative Bank Ltd.	915.89	17.96	915.89	17.96	140.67	4.85	0.00	0.00
21	The Villupuram District Central Co-Operative Bank Ltd.	562.34	17.65	562.34	17.65	562.34	17.65	0.00	0.00
22	The Virudhunagar District Central Co-Operative Bank Ltd.	174.32	10.59	174.32	10.59	0.00	0.00	0.00	0.00
23	Thoothukudi District Central Co-Operative Bank Ltd.	11.28	0.19	11.28	0.19	5.68	0.10	5.60	6.80
	Total	9258.68	9.72	9151.47	9.83	4124.01	8.03	700.98	6.78
TELANGANA									
1	The Adilabad District Co Operative Central Bank Ltd.	0.00	0.00	0.00	0.00	0.00	0.00	0.00	0.00
2	The District Co-Operative Central Bank Ltd., Khammam	14.18	2.26	14.18	2.26	14.18	2.26	0.00	0.00
3	The District Co-Operative Central Bank Ltd., Medak	20.21	1.34	20.21	1.34	0.00	0.00	0.00	0.00

STATEMENT - VI - C (contd.)

(Amt. ₹ lakh)

Sr. No.	Name of Bank	For Total SHGs		Out of Total - Exclusive Women SHGs		For SHGs under NRLM/SGSYY		For SHGs under NULM/SJSRY	
		Amount of NPAs	NPA as %age to Total loans O/S	Amount of NPAs	NPA as %age to Total loans O/S	Amount of NPAs	NPA as %age to Total loans O/S	Amount of NPAs	NPA as %age to Total loans O/S
4	The District Co-Operative Central Bank Ltd., Warangal	23.94	100.00	23.94	100.00	0.00	0.00	0.00	0.00
5	The Karimnagar District Co-Operative Central Bank Ltd.	12.93	0.18	12.93	0.18	12.93	0.18	0.00	0.00
6	The Mahbubnagar District Co-Operative Central Bank Ltd.	0.00	0.00	0.00	0.00	0.00	0.00	0.00	0.00
7	The Nalgonda District Co-Operative Central Bank Ltd.	141.00	32.18	141.00	32.18	0.00	0.00	0.00	0.00
8	The Nizamabad District Co-Operative Central Bank Ltd.	356.22	7.77	356.22	7.77	0.00	0.00	0.00	0.00
9	The Telangana State Co-Operative Bank Ltd.	0.00	0.00	0.00	0.00	0.00	0.00	0.00	0.00
	Total	568.48	3.65	568.48	3.65	27.11	0.33	0.00	0.00
	Total Southern Region	15997.31	5.67	15358.75	5.81	5896.73	5.65	803.31	5.47
WESTERN REGION									
GOA									
1	The Goa State Co-Operative Bank Ltd.	53.85	6.92	53.59	7.15	0.00	0.00	0.00	0.00
	Total	53.85	6.92	53.59	7.15	0.00	0.00	0.00	0.00
GUJARAT									
1	Banaskantha District Central Co-Operative Bank	42.10	66.87	40.97	66.26	42.10	66.87	0.00	0.00
2	Bhavnagar District Co-Operative Bank Ltd	22.00	31.43	7.00	25.00	0.00	0.00	0.00	0.00
3	Mehsana District Central Co-Operative Bank	45.35	20.25	45.35	20.80	0.00	0.00	0.00	0.00
4	Panchmahals District Co-Operative Bank Ltd.	0.00	0.00	0.00	0.00	0.00	0.00	0.00	0.00
5	Rajkot District Co-Operative Bank Ltd.	13.37	2.96	13.37	2.98	2.00	3.00	0.00	0.00
6	Sabarkantha District Central Co-Operative Bank	2.58	4.44	2.58	4.51	0.00	0.00	0.00	0.00
7	Surat District Co-Operative Bank Ltd.	0.00	0.00	0.00	0.00	0.00	0.00	0.00	0.00
8	The Ahmedabad District Co-Operative Bank Ltd.	16.27	27.48	16.27	35.35	16.27	37.06	0.00	0.00
9	The Amreli Jill Madhyastha Sahakari Bank Ltd.	3.63	10.82	3.63	10.82	0.00	0.00	0.00	0.00
10	The Bharuch District Central Co-Operative Bank Ltd.	312.30	97.65	129.72	99.69	0.00	0.00	0.00	0.00
11	The Gujarat State Co-Operative Bank Ltd.	0.00	0.00	0.00	0.00	0.00	0.00	0.00	0.00
12	The Jamnagar District Co-Operative Bank Ltd.	10.44	50.46	10.44	50.46	0.00	0.00	0.00	0.00

STATEMENT - VI - C (contd.)

(Amt. ₹ lakh)

Sr. No.	Name of Bank	For Total SHGs		Out of Total - Exclusive Women SHGs		For SHGs under NRLM/SGSY		For SHGs under NULM/SJSRY	
		Amount of NPAs	NPA as %age to Total loans O/S	Amount of NPAs	NPA as %age to Total loans O/S	Amount of NPAs	NPA as %age to Total loans O/S	Amount of NPAs	NPA as %age to Total loans O/S
13	The Junagadh Jill Sahakari Bank Ltd.	0.00	0.00	0.00	0.00	0.00	0.00	0.00	0.00
14	The Kachchh District Central Co-Operative Bank	0.00	0.00	0.00	0.00	0.00	0.00	0.00	0.00
15	The Kaira District Central Co-Operative Bank Ltd.	0.09	100.00	0.01	100.00	0.00	0.00	0.09	100.00
16	The Kodinar Taluka Co-Operative Banking Union Ltd.	0.00	0.00	0.00	0.00	0.00	0.00	0.00	0.00
17	The Surendranagar District Co-Operative Bank Ltd.	0.00	0.00	0.00	0.00	0.00	0.00	0.00	0.00
18	Valsad District Central Co-Operative Bank Ltd	2.49	91.21	2.49	91.21	0.00	0.00	0.00	0.00
	Total	470.62	32.74	271.83	23.01	60.37	34.80	0.09	9.57
MAHARASHTRA									
1	Akola District Central Co-Operative Bank Ltd.	48.58	35.96	48.58	35.96	17.96	19.33	0.00	0.00
2	Amrawati District Central Co-Operative Bank Ltd.	89.52	62.90	64.36	62.49	0.00	0.00	0.00	0.00
3	Aurangabad District Central Co-Operative Bank Ltd.	45.57	42.99	45.57	42.99	0.00	0.00	0.00	0.00
4	Beed District Central Co-Operative Bank Ltd.	274.94	100.00	173.44	100.00	203.00	100.00	0.00	0.00
5	Bhandara District Central Co-Operative Bank Ltd.	267.09	42.41	261.03	41.90	129.93	36.62	0.00	0.00
6	Buldhana District Central Co-Operative Bank Ltd.	41.48	100.00	24.68	100.00	17.61	100.00	0.00	0.00
7	Chandrapur District Central Co-Operative Bank Ltd.	287.00	31.16	287.00	31.16	54.00	39.58	233.00	29.70
8	Dhule & Nandurbar District Central Co-Operativebank Ltd.	117.88	29.87	94.44	26.48	101.23	100.00	0.00	0.00
9	Gadchiroli District Central Co-Operative Bank Ltd.	84.45	7.90	76.42	7.21	5.70	1.56	0.00	0.00
10	Jalna District Central Co-Operative Bank Ltd.	21.69	37.93	20.45	41.41	0.00	0.00	0.00	0.00
11	Latur District Central Co-Operative Bank Ltd.	110.49	19.38	110.49	19.38	14.92	6.27	0.00	0.00
12	Nagpur District Central Co-Operative Bank Ltd.	0.00	0.00	0.00	0.00	0.00	0.00	0.00	0.00
13	Nasik District Central Co-Operative Bank Ltd.	36.32	99.75	36.32	99.75	36.32	99.75	0.00	0.00
14	Osmanabad District Central Co-Operative Bank Ltd.	0.00	0.00	0.00	0.00	0.00	0.00	0.00	0.00
15	Parbhani District Central Co-Operative Bank Ltd.	0.00	0.00	0.00	0.00	0.00	0.00	0.00	0.00
16	Pune District Central Co-Operative Bank Ltd.	102.74	16.77	97.47	16.04	58.42	89.27	0.00	0.00

STATEMENT - VI - C (contd.)

(Amt. ₹ lakh)

Sr. No.	Name of Bank	For Total SHGs		Out of Total - Exclusive Women SHGs		For SHGs under NRLM/SGSYY		For SHGs under NULM/SJSRY	
		Amount of NPAs	NPA as %age to Total loans O/S	Amount of NPAs	NPA as %age to Total loans O/S	Amount of NPAs	NPA as %age to Total loans O/S	Amount of NPAs	NPA as %age to Total loans O/S
17	Raigad District Central Co-Operative Bank Ltd.	0.00	0.00	0.00	0.00	0.00	0.00	0.00	0.00
18	Ratnagiri District Central Co-Operative Bank Ltd.	10.42	2.40	5.01	1.18	0.00	0.00	0.00	0.00
19	Sangli District Central Co-Operative Bank Ltd.	54.60	10.89	41.54	10.36	16.04	4.69	0.00	0.00
20	Sholapur District Central Co-Operative Bank Ltd.	205.00	90.52	205.00	90.52	0.00	0.00	205.00	90.52
21	Sindhudurg District Central Co-Operative Bank Ltd.	1.38	0.03	1.38	0.03	0.00	0.00	0.00	0.00
22	The Ahmednagar District Central Co-Operative Bank Ltd.	194.01	36.84	194.01	36.84	81.65	37.23	0.00	0.00
23	The Gondia District Central Co-Operative Bank Ltd.	60.73	71.55	52.16	68.08	0.00	0.00	0.00	0.00
24	The Jalgaon District Central Co-Operative Bank Ltd.	190.38	86.71	190.38	86.71	0.00	0.00	0.00	0.00
25	The Maharashtra State Co-Operative Bank Ltd.	0.00	0.00	0.00	0.00	0.00	0.00	0.00	0.00
26	The Nanded District Central Co-Operative Bank Ltd.	2.29	100.00	2.29	100.00	0.00	0.00	0.00	0.00
27	The Satara District Central Co-Operative Bank Ltd.	0.00	0.00	0.00	0.00	0.00	0.00	0.00	0.00
28	The Thane District Central Co-Operative Bank Ltd.	0.00	0.00	0.00	0.00	0.00	0.00	0.00	0.00
29	Wardha District Central Co-Operative Bank Ltd.	181.40	100.00	157.28	100.00	73.74	100.00	0.00	0.00
	Total	2427.96	14.79	2189.30	14.19	810.52	26.48	438.00	42.92
	Total Western Region	2952.43	15.84	2514.72	14.48	870.89	26.93	438.09	42.89
	Grand Total	31082.11	7.56	26681.18	6.97	10276.54	7.60	1569.62	9.20

STATEMENT - VII

Bank Loans provided to MFIs and their Non-performing Assets (NPAs) - 2017-18

(Amt. ₹ lakh)

Sr. No.	Name of Bank	Loan disbursed by Banks to MFIs during the year 2017-18		Outstanding Bank Loans against MFIs as on 31 March 2018		Gross NPAs of Bank loans to MFIs		
		No. of MFI accounts	Amount disbursed	No. of MFI accounts	Amount	Amount	No. of MFI accounts	% to total outstanding loans
A	COMMERCIAL BANKS - PUBLIC SECTOR BANKS							
1	Allahabad Bank	0	0.00	8	1675.26	1675.26	8	100.00
2	Andhra Bank	14	67500.00	25	84130.00	4999.78	5	5.94
3	Bank of India	18	82322.00	48	106222.00	0.00	0	0.00
4	Bank of Maharashtra	20	10368.68	59	70338.50	253.40	2	0.36
5	Canara Bank	31	25170.00	125	56191.61	5515.20	33	9.81
6	Corporation Bank	0	0.00	4	554.51	150.04	2	27.06
7	Dena Bank	1	2500.00	47	70804.58	0.00	0	0.00
8	Idbi Bank Limited	14	30100.00	31	57773.94	4666.28	6	8.08
9	Indian Bank	32	110449.00	62	85341.00	193.00	1	0.23
10	Indian Overseas Bank	73	8901.17	374	36889.19	10831.93	71	29.36
11	Oriental Bank of Commerce	3	7500.00	3	7146.00	0.00	0	0.00
12	Punjab and Sind Bank	3	2000.00	12	13818.53	0.00	0	0.00
13	Punjab National Bank	1	3420.00	11	35600.67	20206.67	9	56.76
14	State Bank Of India	81	564839.00	191	221250.00	10501.00	41	4.75
15	Syndicate Bank	6	6748.86	17	11728.07	0.00	0	0.00
16	UCO Bank	4	1375.00	44	18591.39	35.82	2	0.19
17	Union Bank of India	8	300.47	89	859.89	43.05	19	5.01
18	United Bank of India	14	870.00	18	1105.00	46.00	4	4.16
19	Vijaya Bank	12	24250.00	28	56697.00	943.00	3	1.66
	Sub Total - Public Sector Com. Banks	335	948614.18	1196	936717.14	60060.43	206	6.41
B	COMMERCIAL BANKS - PRIVATE SECTOR COM.BANKS							
1	Axis Bank Limited	13	78100.00	30	193692.86	9091.54	4	4.69
2	Bandhan Bank Limited	12	68800.00	21	119731.75	0.00	0	0.00
3	Catholic Syrian Bank Ltd	1	789.68	13	6332.15	8.33	3	0.13
4	City Union Bank Limited	1	300.00	6	750.89	0.00	0	0.00
5	DCB Bank Limited	8	9740.00	8	14533.21	0.00	0	0.00
6	Federal Bank Ltd	59	12643.02	212	39344.80	2855.18	257	7.26
7	HDFC Bank Ltd.	15	488329.00	16	276432.67	0.00	0	0.00
8	ICICI Bank Limited	5	70000.00	9	100250.50	11949.10	2	11.92
9	IDFC Bank Limited	5	66600.00	9	56539.68	0.00	0	0.00
10	Indusind Bank Ltd	10	127450.00	14	162953.61	0.00	0	0.00
11	Karnataka Bank Ltd	0	0.00	11	6034.95	0.00	0	0.00
12	Kotak Mahindra Bank Ltd.	106	69584.98	228	171008.79	0.00	0	0.00
13	Ratnakar Bank Ltd	12	98300.00	18	122206.00	64.43	1	0.05
14	South Indian Bank Ltd	26	22170.12	117	107862.30	1985.20	2	1.84
15	Tamilnad Mercantile Bank Ltd	0	0.00	3	195.72	0.00	0	0.00
16	The Dhanalakshmi Bank Ltd	3	1045.00	14	8155.04	467.00	2	5.73

STATEMENT - VII (contd.)

(Amt. ₹ lakh)

Sr. No.	Name of Bank	Loan disbursed by Banks to MFIs during the year 2017-18		Outstanding Bank Loans against MFIs as on 31 March 2018		Gross NPAs of Bank loans to MFIs		
		No. of MFI accounts	Amount disbursed	No. of MFI accounts	Amount	Amount	No. of MFI accounts	% to total outstanding loans
17	Yes Bank Ltd.	27	128319.00	34	242060.00	0.00	0	0.00
	Sub Total - Pvt. Sector Com. Banks	303	1242170.80	763	1628084.92	26420.78	271	1.62
C	COMMERCIAL BANKS - FOREIGN BANKS							
1	Citi Bank	3	22575.00	3	39150.00	0.00	0	0.00
	Sub Total - Foreign Banks	3	22575.00	3	39150.00	0.00	0	0.00
	Total - All Commercial Banks	641	2213359.98	1962	2603952.06	86481.21	477	3.32
D	COOPERATIVE BANKS							
1	Dindigul Central Co-Operative Bank Ltd.	76	1209.23	76	1365.09	75.50	76	5.53
2	Jila Sahakari Kendriya Bank Maryadit, Raipur	35	76.16	35	76.16	0.00	0	0.00
3	Surat District Co-Operative Bank Ltd.	147	76.00	147	76.00	0.00	0	0.00
4	The Amreli Jilla Madhyastha Sahakari Bank Ltd.	14	7.00	93	33.55	3.63	12	10.82
5	The Assam Co-Operative Apex Bank Ltd.	1	94.00	14	640.10	259.64	11	40.56
6	The District Co-Operative Central Bank Ltd., Medak	354	1193.93	645	1506.29	20.21	15	1.34
7	The Gurgaon Central Co-Operative Bank Ltd.	2	3.70	12	15.61	0.00	0	0.00
8	The Idukki District Co-Operative Bank Ltd.	0	0.00	1	217.86	0.00	0	0.00
9	The Kannur District Co-Operative Bank Ltd.	54	237.17	439	975.89	19.52	75	2.00
10	The Karnataka Central Co-Operative Bank Ltd., (Dharwad)	558	957.08	757	725.49	0.00	0	0.00
11	The Moga Central Co-Operative Bank Ltd., Moga	0	0.00	60	21.24	0.00	0	0.00
12	The Sonapat Central Co-Operative Bank Ltd.	4	6.81	4	6.45	3.81	3	59.07
13	Yavatmal District Central Co-Operative Bank Ltd.	3	9.00	370	1191.37	1190.28	367	99.91
	Sub Total - Cooperative Banks	1248	3870.08	2653	6851.10	1572.59	559	22.95
E	REGIONAL RURAL BANKS							
1	Allahabad Up Gramin Bank	1	50.00	1	0.87	0.00	0	0.00
2	Karnataka Vikas Grameena Bank	3	2340.00	3	1317.10	0.00	0	0.00
3	Kashi Gomti Samyut Gramin Bank	1	500.00	1	450.00	0.00	0	0.00
4	Kaveri Grameena Bank	0	0.00	1	60.69	0.00	0	0.00
5	Kerala Gramin Bank	0	0.00	2	9.00	9.00	2	100.00
6	Maharashtra Gramin Bank	1	50.00	1	5.00	0.00	0	0.00

STATEMENT - VII (contd.)

(Amt. ₹ lakh)

Sr. No.	Name of Bank	Loan disbursed by Banks to MFIs during the year 2017-18		Outstanding Bank Loans against MFIs as on 31 March 2018		Gross NPAs of Bank loans to MFIs		
		No. of MFI accounts	Amount disbursed	No. of MFI accounts	Amount	Amount	No. of MFI accounts	% to total outstanding loans
7	Manipur Rural Bank	0	0.00	3	70.79	0.00	0	0.00
8	Narmada Jhabua Gramin Bank	0	0.00	1	24.81	0.00	0	0.00
9	Odisha Gramya Bank	0	0.00	1	42.79	42.79	1	100.00
10	Pallavan Grama Bank	6	2650.00	16	2769.71	0.00	0	0.00
11	Saurashtra Gramin Bank	1	3.00	1	2.26	0.00	0	0.00
12	Utkal Grameen Bank	0	0.00	327	1662.54	1662.54	327	100.00
	Sub Total - Regional Rural Banks	13	5593	358	6415.56	1714.33	330	26.72
	Total - (Com.Banks (Pub., Pvt, & Foreign)+RRBS+Coops.)	1902	2222823.06	4973	2617218.72	89768.13	1366	3.43
F	Financial Institutions							
1	Sidbi	20	328700.00	100	613374.12	24256.33	29	3.95
G	Grand total of Lending to MFIs	1922	2551523.06	5073	3230592.84	114024.46	1395	3.53

STATEMENT - VIII - A

NABARD Support for Training and Capacity Building for SHG-BLP during 2017-18

(No. of Participants)

Sr. No.	State	Bankers		Trainers		NGOs		Govt. officials		SHG leaders/ members		Exposure visits		Field visits of BLBCs to SHGs		Trng for Elected Members of PRIs	
		During 2017-18	Cumulative	During 2017-18	Cumulative	During 2017-18	Cumulative	During 2017-18	Cumulative	During 2017-18	Cumulative	During 2017-18	Cumulative	During 2017-18	Cumulative	During 2017-18	Cumulative
NORTHERN REGION																	
1	Haryana	765	9047	0	70	717	2150	0	685	1609	14026	0	34	341	4180	0	1457
2	Himachal Pradesh	1173	5130	0	0	244	4748	0	4364	1220	24865	262	5426	0	2074	0	0
3	Jammu & Kashmir	470	5131	0	0	200	1286	0	196	0	6533	247	736	0	1311	0	445
4	New Delhi	0	265	0	0	0	434	0	0	0	335	0	21	0	70	0	0
5	Punjab	982	7334	0	72	49	1304	0	705	340	9789	0	38	0	3440	0	1465
6	Rajasthan	658	21155	0	38	660	6120	0	24278	1343	12252	357	499	0	2226	0	50
	Sub Total	4048	48062	0	180	1870	16042	0	30228	4512	67800	866	6754	341	13301	0	3417
NORTH EASTERN REGION																	
7	Arunachal Pradesh	0	221	0	0	0	356	0	1715	0	2233	0	0	0	0	0	0
8	Assam	630	6992	0	123	175	4688	0	6009	1156	161300	276	340	0	870	0	1704
9	Manipur	178	573	0	0	0	70	0	44	1127	6390	0	0	219	219	0	0
10	Meghalaya	0	673	0	0	0	85	0	68	668	5171	0	126	162	162	0	36
11	Mizoram	45	496	0	0	35	255	0	0	268	5238	0	0	0	0	0	0
12	Nagaland	0	201	0	0	40	437	0	14	377	5221	0	80	41	41	0	57
13	Sikkim	0	158	0	0	0	215	0	137	0	2295	0	159	0	0	0	0
14	Tripura	0	525	0	18	0	400	0	515	0	11778	0	0	0	0	0	21
	Sub Total	853	9839	0	141	250	6506	0	8502	3596	199626	276	705	422	1292	0	1818
EASTERN REGION																	
15	A & N Islands	103	1011	0	282	0	165	0	405	391	16291	0	18	15	15	0	478
16	Bihar	765	10760	0	0	60	3719	0	160	237	26685	30	1272	0	1362	0	520
17	Jharkhand	613	2699	0	132	337	3004	0	189	8293	31408	0	372	47	1037	0	1920
18	Odisha	456	14457	0	0	190	6635	0	14597	10060	147159	0	163	395	2786	0	3530
19	West Bengal	404	100489	0	0	210	58601	0	669	4860	758772	120	208	0	1121	0	262
	Sub Total	2341	129416	0	414	797	72124	0	16020	23841	980315	150	2033	457	6321	0	6710
CENTRAL REGION																	
20	Chhattisgarh	801	9956	0	114	101	1950	0	2057	4425	68439	334	537	0	1254	0	60
21	Madhya Pradesh	560	19625	0	415	213	667	1474	4465	2056	42002	0	71	0	6383	0	314
22	Uttar Pradesh	4642	45223	0	690	549	21961	0	3269	8844	135584	0	3555	0	9116	0	249
23	Uttarakhand	427	4157	0	172	204	2564	0	180	912	9356	0	166	767	2499	0	27
	Sub Total	6430	78961	0	1391	1067	27142	1474	9971	16237	255381	334	4329	767	19252	0	650
WESTERN REGION																	
24	Goa	125	841	0	0	0	218	0	1	30	2430	0	89	0	126	0	26
25	Gujarat	1154	20028	0	1058	256	2681	0	725	54	19182	0	1318	0	5056	0	2231
26	Maharashtra	1595	24802	0	463	1427	5333	0	1767	14235	147175	0	3886	0	13742	0	3939
	Sub Total	2874	45671	0	1521	1683	8232	0	2493	14319	168787	0	5293	0	18924	0	6196
SOUTHERN REGION																	
27	Andhra Pradesh	0	11556	0	0	0	417	0	4506	0	12299	0	438	0	0	0	0
28	Karnataka	2176	26992	0	1930	0	1348	0	4923	1349	168500	289	898	0	5230	0	365
29	Kerala	0	7276	0	60	0	1250	0	193	800	68962	0	410	0	291	0	34
30	Tamil Nadu	1075	29512	0	98	271	5268	0	205	3258	143125	0	125	0	13199	0	319
31	Telangana	0	28	0	0	0	0	0	0	0	0	0	0	0	0	0	0
	Sub Total	3251	75364	0	2088	271	8283	0	9827	5407	392886	289	1871	0	18720	0	718
32	BIRD, Bolpur	139	7312	0	90	404	2492	0	413	0	2562	0	18	0	0	0	0
33	BIRD, Lucknow	634	3829	0	19	76	2934	0	706	0	475	0	0	0	0	0	0
34	BIRD, Mangalore	231	5888	0	24	200	1471	0	68	0	0	0	0	0	0	0	0
35	Head Office, Mumbai	0	117	0	0	0	8	0	317	0	0	0	0	0	0	0	0
	Sub Total	1004	17146	0	133	680	6905	0	1504	0	3037	0	18	0	0	0	0
	Grand Total	20801	404459	0	5868	6618	145234	1474	78545	67912	2067832	1915	21003	1987	77810	0	19509

Note : 1) Participants in the Swachha Bharat campaigns have not been included in the above statement
2) MEDPs conducted under FIF a/c only have been included above.

STATEMENT - VIII - A (contd.)

(No. of Participants)

Other Trainings		MEDP		LEDP		MEPA		Bankers' Meets		NGOs Meets		SLRCCDI		Other Meets		Grand Total	
During 2017-18	Cumulative	During 2017-18	Cumulative	During 2017-18	Cumulative	During 2017-18	Cumulative	During 2017-18	Cumulative	During 2017-18	Cumulative	During 2017-18	Cumulative	During 2017-18	Cumulative	During 2017-18	Cumulative
0	2702	210	4217	150	630	0	0	57	453	209	916	0	34	72	139	4130	40740
0	91	660	6411	0	90	0	0	0	788	110	341	0	187	120	4174	3789	58689
0	1887	0	120	30	240	0	0	30	457	175	925	0	73	48	540	1200	19880
0	100	0	671	0	0	0	0	0	0	0	100	0	0	0	4069	0	6065
0	40	768	16060	0	0	0	0	0	715	142	1122	0	36	71	1031	2352	43151
0	4167	270	14986	0	390	0	0	340	1191	60	972	0	14	243	2244	3931	90582
0	8987	1908	42465	180	1350	0	0	427	3604	696	4376	0	344	554	12197	15402	259107
0	404	60	760	0	0	0	0	0	22	0	45	0	0	0	1385	60	7141
0	3187	570	12214	90	120	0	0	59	566	45	697	0	113	75	827	3076	199750
0	1485	216	535	120	333	0	0	52	456	27	126	0	0	60	1445	1999	11676
0	1308	300	1033	156	156	0	0	18	195	17	176	0	0	40	597	1361	9786
0	1209	350	942	0	60	0	0	0	7	0	124	0	0	45	1445	743	9776
0	146	0	279	150	150	0	0	0	11	35	35	0	0	63	589	706	7261
0	76	0	0	0	0	0	0	0	262	30	111	0	22	150	225	180	3660
0	252	0	1799	0	0	0	0	0	0	0	0	0	71	0	0	0	15379
0	8067	1496	17562	516	819	0	0	129	1519	154	1314	0	206	433	6513	8125	264429
0	190	745	4999	0	330	0	0	0	48	0	0	0	0	107	3020	1361	27252
0	494	360	10219	0	0	0	0	0	794	0	440	0	171	0	717	1452	57313
0	1425	271	5309	792	857	0	0	100	782	138	874	0	90	178	1035	10769	51133
0	3020	2340	36004	1170	1560	0	0	0	1067	40	15663	0	82	250	1792	14901	248515
0	17010	510	49282	120	360	0	534	40	6843	0	521	0	50	50	6558	6314	1001280
0	22139	4226	105813	2082	3107	0	534	140	9534	178	17498	0	393	585	13122	34797	1385493
0	28404	180	9970	150	755	0	0	0	154	76	759	0	78	250	1089	6317	125576
0	3412	0	6243	2700	2910	0	57	227	860	62	685	0	43	500	808	7792	88960
0	47716	1427	20331	403	1035	0	0	208	2511	0	1466	0	20	85	2010	16158	294736
0	242	350	4050	180	180	0	0	36	230	27	487	0	0	855	1114	3758	25424
0	79774	1957	40594	3433	4880	0	57	471	3755	165	3397	0	141	1690	5021	34025	534696
0	145	90	554	0	0	0	0	0	25	0	38	0	0	75	155	320	4648
0	3805	1050	20608	0	0	0	0	45	620	200	1494	0	85	30	72	2789	78963
0	13927	992	41373	30	180	0	1000	90	2773	0	1005	0	130	206	1906	18575	263401
0	17877	2132	62535	30	180	0	1000	135	3418	200	2537	0	215	311	2133	21684	347012
0	55038	3270	44406	2250	2292	0	0	40	2853	0	49	0	597	25	211	5585	134662
0	18281	0	18667	0	150	0	0	0	1158	50	1526	0	220	100	3835	3964	254023
0	161	1185	22092	440	590	0	0	800	800	510	884	0	45	70	760	3805	103808
0	91718	3051	51796	785	965	0	0	0	2348	0	3695	0	60	390	4719	8830	347152
0	0	210	510	0	0	0	0	512	619	40	80	0	0	150	222	912	1459
0	165198	7716	137471	3475	3997	0	0	1352	7778	600	6234	0	922	735	9747	23096	841104
0	866	0	0	0	0	0	0	0	0	0	0	0	0	0	0	543	13753
0	3446	0	0	0	0	0	0	0	0	0	0	0	0	0	0	710	11409
130	237	0	0	0	0	0	0	0	0	0	0	0	0	0	0	561	7688
0	1271	0	0	0	0	0	0	0	0	0	0	0	0	0	0	300	2013
130	5820	0	0	0	0	0	0	0	0	0	0	0	0	0	300	1814	34863
130	307862	19435	406440	9716	14333	0	1591	2654	29608	1993	35356	0	2221	4308	49033	138943	3666704

STATEMENT - VIII - B

NABARD support for Training and Capacity Building - Joint Liability Groups during 2017-18

(No. of Participants)

Sr. No.	State	Commercial Banks/ RRBs		Cooperative Banks (DCCBs/ PACS)		NGOs/KVKs/ FCs/BCs & Other Agencies		JLG Exposure Visits		Grand Total	
		During 2017-18	Cumulative	During 2017-18	Cumulative	During 2017-18	Cumulative	During 2017-18	Cumulative	During 2017-18	Cumulative
NORTHERN REGION											
1	Haryana	0	411	0	22	0	0	0	78	0	511
2	Himachal Pradesh	0	763	0	30	0	371	0	148	0	1417
3	Jammu & Kashmir	0	240	0	0	0	2822	0	0	0	3062
4	New Delhi	0	0	0	0	0	0	0	0	0	0
5	Punjab	0	553	0	24	0	0	0	101	0	678
6	Rajasthan	40	334	0	15	0	82	0	20	40	451
	Sub Total	40	2301	0	91	0	3275	0	347	40	6119
NORTH EASTERN REGION											
7	Arunachal Pradesh	0	0	0	0	0	50	0	0	0	50
8	Assam	0	333	0	0	0	4067	0	39	0	8189
9	Manipur	0	25	0	0	0	0	0	29	0	54
10	Meghalaya	129	129	0	0	0	312	0	0	129	441
11	Mizoram	0	0	0	0	0	0	0	0	0	0
12	Nagaland	60	60	0	0	124	1511	0	136	184	1867
13	Sikkim	120	135	0	2	0	38	0	39	120	214
14	Tripura	0	152	0	0	0	140	0	0	0	292
	Sub Total	309	834	0	2	124	6118	0	243	433	11107
EASTERN REGION											
15	A & N Islands	0	0	0	40	0	345	0	18	0	403
16	Bihar	0	2265	0	152	183	12464	0	0	183	21585
17	Jharkhand	0	1364	0	150	0	1211	0	0	0	2725
18	Odisha	0	4990	0	295	0	1573	0	120	0	6978
19	West Bengal	0	1110	90	90	0	0	30	30	120	1260
	Sub Total	0	9729	90	727	183	15593	30	168	303	32951
CENTRAL REGION											
20	Chhatisgarh	116	304	0	158	0	61	0	0	116	573
21	Madhya Pradesh	10	316	0	0	0	59	0	0	10	425
22	Uttar Pradesh	0	1049	0	0	0	0	0	0	0	1122
23	Uttarakhand	0	1057	0	1810	0	2709	0	60	0	5636
	Sub Total	126	2726	0	1968	0	2829	0	60	126	7756
WESTERN REGION											
24	Goa	0	59	0	1	0	685	0	0	0	745
25	Gujarat	0	832	0	1026	0	94	0	0	0	2602
26	Maharashtra	0	2289	0	136	0	439	0	0	0	3402
	Sub Total	0	3180	0	1163	0	1218	0	0	0	6749
SOUTHERN REGION											
27	Andhra Pradesh	570	915	0	201	0	0	0	0	570	1485
28	Karnataka	0	1322	0	200	0	65	0	385	0	1972
29	Kerala	0	152	420	1000	40	2552	0	0	460	3749
30	Tamil Nadu	40	3448	0	5915	30	9541	0	218	70	19536
31	Telangana	25	145	450	450	0	0	0	0	475	595
	Sub Total	635	5982	870	7766	70	12158	0	603	1575	27337
32	BIRD, Bolpur	0	46	0	0	0	0	0	0	0	46
33	BIRD, Lucknow	0	106	0	45	0	0	0	0	0	151
34	BIRD, Mangalore	0	124	0	76	0	10	0	521	0	731
35	Head Office, Mumbai	0	0	0	0	0	0	0	0	0	0
	Sub Total	0	276	0	121	0	10	0	521	0	928
	Grand Total	1110	25028	960	11838	377	41201	30	1942	2477	92947

STATEMENT - VIII - C

NABARD Support for Training and Capacity Building for SHG-BLP during 2017-18 from WSHG Fund
(No. of Participants)

Sr. No.	State	MEDPs		All Other Programmes (excluding MEDPs)		Total Progs.	
		No. of Progs	No. of Participants	No. of Progs	No. of Participants	No. of Progs	No. of Participants
NORTHERN REGION							
1	Haryana	7	290	28	1232	35	1522
2	Himachal Pradesh	11	305	10	620	21	925
3	Jammu & Kashmir	0	0	0	0	0	0
4	New Delhi	0	0	0	0	0	0
5	Punjab	0	0	0	0	0	0
6	Rajasthan	0	0	0	0	0	0
	Sub Total	18	595	38	1852	56	2447
NORTH EASTERN REGION							
7	Arunachal Pradesh	0	0	0	0	0	0
8	Assam	0	0	7	250	7	250
9	Manipur	0	0	0	0	0	0
10	Meghalaya	0	0	20	610	20	610
11	Mizoram	0	0	0	0	0	0
12	Nagaland	0	0	0	0	0	0
13	Sikkim	2	60	1	140	3	200
14	Tripura	0	0	0	0	0	0
	Sub Total	2	60	28	1000	30	1060
EASTERN REGION							
15	Bihar	0	0	0	0		
16	Jharkhand	0	0	4	189	4	189
17	Odisha	67	2138	4	611	71	2749
18	UT of A & N Islands	29	870	339	5207	368	6077
19	West Bengal	6	180	17	587	23	767
	Sub Total	102	3188	364	6594	466	9782
CENTRAL REGION							
20	Chhatisgarh	0	0	51	2687	51	2687
21	Madhya Pradesh	1	50	41	2685	42	2735
22	Uttar Pradesh	10	308	18	713	28	1021
23	Uttarakhand	2	60	19	702	21	762
	Sub Total	13	418	129	6787	142	7205
WESTERN REGION							
24	Goa	4	126	0	0	4	126
25	Gujarat	0	0	0	0	0	0
26	Maharashtra	0	0	0	0	0	0
	Sub Total	4	126	0	0	4	126
SOUTHERN REGION							
27	Andhra Pradesh	57	1710	24	2947	81	4657
28	Karnataka	0	0	4	507	4	507
29	Kerala	0	0	0	0	0	0
30	Tamil Nadu	13	390	13	623	26	1013
31	Telangana	65	1950	30	1170	95	3120
	Sub Total	135	4050	71	5247	206	9297
	Grand Total	274	8437	630	21480	904	29917

STATEMENT IX - A

Statewise Grant support sanctioned and released to NGOs as SHPIs as on 31 March 2018

(Amt. ₹ lakh)

Sr. No.	Name of State	No. of Beneficiary NGOs	No. of Proposals	No. of SHGs to be promoted/ credit linked	Grant sanctioned	Grant released	No. of SHGs savings linked	No. of SHGs credit linked
NORTHERN REGION								
1	Haryana	89	95	10938	695.86	200.47	5578	3927
2	Himachal Pradesh	52	52	3700	291.88	86.78	8085	6001
3	Jammu & Kashmir	71	79	4294	377.00	67.01	2377	1873
4	New Delhi	7	10	1075	39.00	23.99	883	700
5	Punjab	87	115	8275	543.10	244.31	4169	2387
6	Rajasthan	289	338	46550	3451.36	1076.90	19745	13905
	Sub total	595	689	74832	5398.20	1699.46	40837	28793
NORTH EASTERN REGION								
7	Arunachal Pradesh	26	38	1629	110.90	25.72	780	30
8	Assam	126	137	18469	601.44	320.52	14338	11493
9	Manipur	7	7	520	49.90	10.61	400	37
10	Meghalaya	22	25	2589	165.23	30.13	1156	231
11	Mizoram	8	8	700	48.50	12.30	416	83
12	Nagaland	14	14	1870	97.00	71.28	1890	1128
13	Sikkim	7	7	360	18.00	5.50	182	70
14	Tripura	14	15	1650	80.23	11.63	893	555
	Sub total	224	251	27787	1171.20	487.69	20055	13627
EASTERN REGION								
15	Andaman & Nicobar	21	26	2110	110.38	54.79	1636	1057
16	Bihar	364	378	39502	1800.50	511.71	18373	7089
17	Jharkhand	217	260	24350	1002.24	197.16	7333	3198
18	Odisha	356	429	42772	2736.41	667.38	25437	12421
19	West Bengal	203	241	42075	1803.49	655.56	30909	16605
	Sub total	1161	1334	150809	7453.02	2086.60	83688	40370
CENTRAL REGION								
20	Chhattisgarh	54	58	9695	729.74	210.75	6393	2208
21	Madhya Pradesh	146	166	44180	3001.67	952.24	27389	14258
22	Uttar Pradesh	787	1003	164940	9865.17	4090.86	141100	67622
23	Uttarakhand	351	431	33810	2027.59	335.23	19084	6969
	Sub total	1338	1658	252625	15624.17	5589.08	193966	91057
WESTERN REGION								
24	Goa	4	4	250	8.25	5.83	241	188
25	Gujarat	259	276	22066	552.62	213.75	15767	6183
26	Maharashtra	357	529	87053	3471.88	2358.92	79687	63869
	Sub total	620	809	109369	4032.75	2578.50	95695	70240
SOUTHERN REGION								
27	Andhra Pradesh	0	0	0	0.00	0.00	0	0
28	Karnataka	175	218	20474	667.68	374.19	21188	13973
29	Kerala	51	51	10056	122.99	84.62	7149	5872
30	Tamil Nadu	96	106	22035	319.94	177.24	19876	18702
31	Telangana	0	0	0	0.00	0.00	0	0
	Sub total	322	375	52565	1110.61	636.05	48213	38547
	Grand total	4260	5116	667987	34789.95	13077.37	482454	282634

STATEMENT IX - B

Statewise Grant support sanctioned and released to RRBs as SHPIs as on 31 March 2018

(Amt. ₹ lakh)

Sr. No.	Name of State	No. of Beneficiary RRBs	No. of Proposals	No. of SHGs to be promoted/ credit linked	Grant sanctioned	Grant released	No. of SHGs savings linked	No. of SHGs credit linked
NORTHERN REGION								
1	Haryana	2	6	2763	111.87	40.38	2678	1999
2	Himachal Pradesh	1	2	500	4.25	2.61	1259	749
3	Jammu & Kashmir	2	2	1000	25.00	5.00	248	199
4	New Delhi	0	0	0	0.00	0.00	0	0
5	Punjab	3	5	2050	55.25	26.12	1306	1117
6	Rajasthan	1	1	1000	56.00	0.00	0	0
	Sub total	9	16	7313	252.37	74.11	5491	4064
NORTH EASTERN REGION								
7	Arunachal Pradesh	0	0	0	0.00	0.00	0	0
8	Assam	3	15	11950	607.35	245.54	13740	3428
9	Manipur	1	1	210	11.76	6.81	260	71
10	Meghalaya	0	0	0	0.00	0.00	0	0
11	Mizoram	0	0	0	0.00	0.00	0	0
12	Nagaland	0	0	0	0.00	0.00	0	0
13	Sikkim	0	0	0	0.00	0.00	0	0
14	Tripura	1	1	200	1.00	1.00	200	200
	Sub total	5	17	12360	620.11	253.35	14200	3699
EASTERN REGION								
15	Andaman & Nicobar	0	0	0	0.00	0.00	0	0
16	Bihar	0	0	0	0.00	0.00	0	0
17	Jharkhand	2	4	1100	5.72	0.85	259	68
18	Odisha	2	14	6450	54.09	24.93	12348	8206
19	West Bengal	3	8	4230	27.96	18.12	4583	3072
	Sub total	7	26	11780	87.77	43.90	17190	11346
CENTRAL REGION								
20	Chattisgarh	1	2	1500	47.50	0.00	0	375
21	Madhya Pradesh	3	4	5348	160.68	96.16	3450	1007
22	Uttar Pradesh	9	21	13695	358.72	70.13	7474	2174
23	Uttarakhand	0	0	0	0.00	0.00	0	0
	Sub total	13	27	20543	566.90	166.29	10924	3556
WESTERN REGION								
24	Goa	0	0	0	0.00	0.00	0	0
25	Gujarat	1	1	1575	19.50	0.00	85	6
26	Maharashtra	1	1	500	6.60	5.84	492	393
	Sub total	2	2	2075	26.10	5.84	577	399
SOUTHERN REGION								
27	Andhra Pradesh	0	0	0	0.00	0.00	0	0
28	Karnataka	3	10	3535	34.28	30.46	4124	3784
29	Kerala	0	0	0	0.00	0.00	0	0
30	Tamil Nadu	2	3	1050	8.85	8.33	1008	943
31	Telangana	0	0	0	0.00	0.00	0	0
	Sub total	5	13	4585	43.13	38.79	5132	4727
	Grand total	41	101	58656	1596.38	582.28	53514	27791

STATEMENT IX - C

Statewise Grant support sanctioned and released to Cooperative Banks (Coops) as SHPIs as on 31 March 2018

(Amt. ₹ lakh)

Sr. No.	Name of State	No. of Beneficiary Coops	No. of Proposals	No. of SHGs to be promoted/ credit linked	Grant sanctioned	Grant released	No. of SHGs savings linked	No. of SHGs credit linked
NORTHERN REGION								
1	Haryana	7	7	1900	52.15	6.49	1115	546
2	Himachal Pradesh	0	0	0	0.00	0.00	0	0
3	Jammu & Kashmir	0	0	0	0.00	0.00	0	0
4	New Delhi	0	0	0	0.00	0.00	0	0
5	Punjab	3	3	800	42.70	2.45	73	18
6	Rajasthan	0	0	0	0.00	0.99	24	15
	Sub total	10	10	2700	94.85	9.93	1212	579
NORTH EASTERN REGION								
7	Arunachal Pradesh	0	0	0	0.00	0.00	0	0
8	Assam	1	1	100	5.60	1.35	174	17
9	Manipur	1	1	100	5.60	2.53	86	74
10	Meghalaya	1	1	300	4.50	3.44	385	229
11	Mizoram	0	0	0	0.00	0.00	0	0
12	Nagaland	1	1	1000	25.00	25.00	1000	1000
13	Sikkim	1	1	200	3.00	0.52	41	41
14	Tripura	0	0	0	0.00	0.00	0	0
	Sub total	5	5	1700	43.70	32.84	1686	1361
EASTERN REGION								
15	Andaman & Nicobar	3	4	330	18.20	8.49	277	209
16	Bihar	0	0	0	0.00	0.00	0	0
17	Jharkhand	0	0	0	0.00	0.00	0	0
18	Odisha	5	5	2860	27.42	9.54	2485	1356
19	West Bengal	15	20	19300	200.80	90.85	14245	10490
	Sub total	23	29	22490	246.42	108.88	17007	12055
CENTRAL REGION								
20	Chattisgarh	0	0	0	0.00	0.00	0	0
21	Madhya Pradesh	3	3	1950	57.20	10.45	1000	850
22	Uttar Pradesh	10	10	3550	76.00	11.68	2133	923
23	Uttarakhand	0	0	0	0.00	0.00	0	0
	Sub total	13	13	5500	133.20	22.13	3133	1773
WESTERN REGION								
24	Goa	0	0	0	0.00	0.00	0	0
25	Gujarat	5	5	2000	18.50	7.93	1858	396
26	Maharashtra	19	19	12257	259.10	105.41	7853	3040
	Sub total	24	24	14257	277.60	113.34	9711	3436
SOUTHERN REGION								
27	Andhra Pradesh	0	0	0	0.00	0.00	0	0
28	Karnataka	17	24	16575	295.25	209.74	23325	15393
29	Kerala	0	0	0	0.00	0.00	0	0
30	Tamil Nadu	0	0	0	0.00	0.00	0	0
31	Telangana	0	0	0	0.00	0.00	0	0
	Sub total	17	24	16575	295.25	209.74	23325	15393
	Grand total	92	105	63222	1091.02	496.86	56074	34597

STATEMENT IX - D

Statewise Grant support sanctioned and released to IRVs as SHPIs as on 31 March 2018

(Amt. ₹ lakh)

Sr. No.	Name of State	No. of Beneficiary IRVs	No. of Proposals	No. of SHGs to be promoted/ credit linked	Grant sanctioned	Grant released	No. of SHGs savings linked	No. of SHGs credit linked
NORTHERN REGION								
1	Haryana	0	0	0	0.00	0.00	0	0
2	Himachal Pradesh	300	1	3000	42.00	10.05	3000	180
3	Jammu & Kashmir	3	3	340	6.12	0.24	0	0
4	New Delhi	0	0	0	0.00	0.00	0	0
5	Punjab	0	0	0	0.00	0.00	0	0
6	Rajasthan	0	0	0	0.00	0.00	0	0
	Sub total	303	4	3340	48.12	10.29	3000	180
NORTH EASTERN REGION								
7	Arunachal Pradesh	0	0	0	0.00	0.00	0	0
8	Assam	3	4	7510	135.18	27.04	3210	1647
9	Manipur	0	0	0	0.00	0.00	0	0
10	Meghalaya	0	0	0	0.00	0.00	0	0
11	Mizoram	0	0	0	0.00	0.00	0	0
12	Nagaland	0	0	0	0.00	0.00	0	0
13	Sikkim	0	0	0	0.00	0.00	0	0
14	Tripura	0	0	0	0.00	0.00	0	0
	Sub total	3	4	7510	135.18	27.04	3210	1647
EASTERN REGION								
15	Andaman & Nicobar	0	0	0	0.00	0.00	0	0
16	Bihar	0	0	0	0.00	0.00	0	0
17	Jharkhand	1	1	100	5.40	0.00	0	0
18	Odisha	4	4	2175	34.30	8.13	1139	739
19	West Bengal	4	4	1175	16.53	7.53	909	635
	Sub total	9	9	3450	56.23	15.66	2048	1374
CENTRAL REGION								
20	Chattisgarh	0	0	0	0.00	0.00	0	0
21	Madhya Pradesh	0	0	0	0.00	0.00	0	0
22	Uttar Pradesh	850	14	8500	151.75	7.33	1922	1293
23	Uttarakhand	0	0	0	0.00	0.00	0	0
	Sub total	850	14	8500	151.75	7.33	1922	1293
WESTERN REGION								
24	Goa	0	0	0	0.00	0.00	0	0
25	Gujarat	1	1	250	4.50	0.88	159	101
26	Maharashtra	4	4	3300	59.40	17.05	1974	720
	Sub total	5	5	3550	63.90	17.93	2133	821
SOUTHERN REGION								
27	Andhra Pradesh	0	0	0	0.00	0.00	0	0
28	Karnataka	0	0	0	0.00	0.00	0	0
29	Kerala	0	0	0	0.00	0.00	0	0
30	Tamil Nadu	0	0	0	0.00	0.00	0	0
31	Telangana	0	0	0	0.00	0.00	0	0
	Sub total	0	0	0	0.00	0.00	0	0
	Grand total	1170	36	26350	455.18	78.25	12313	5315

STATEMENT IX - E

Statewise Grant support sanctioned and released to Farmers Clubs (FCs) as SHPIs as on 31 March 2018

(Amt. ₹ lakh)

Sr. No.	Name of State	No. of Beneficiary FCs	No. of Proposals	No. of SHGs to be promoted/ credit linked	Grant sanctioned	Grant released	No. of SHGs savings linked	No. of SHGs credit linked
NORTHERN REGION								
1	Haryana	2	2	10	0.32	0.00	0	0
2	Himachal Pradesh	15	15	320	3.91	2.84	299	284
3	Jammu & Kashmir	0	0	0	0.00	0.00	0	0
4	New Delhi	0	0	0	0.00	0.00	0	0
5	Punjab	0	0	0	0.00	0.00	0	0
6	Rajasthan	0	0	0	0.00	0.00	0	0
	Sub total	17	17	330	4.23	2.84	299	284
NORTH EASTERN REGION								
7	Arunachal Pradesh	0	0	0	0.00	0.00	0	0
8	Assam	56	57	794	7.94	2.03	323	231
9	Manipur	0	0	0	0.00	0.00	0	0
10	Meghalaya	0	0	0	0.00	0.00	0	0
11	Mizoram	0	0	0	0.00	0.00	0	0
12	Nagaland	0	0	0	0.00	0.00	0	0
13	Sikkim	0	0	0	0.00	0.00	0	0
14	Tripura	3	3	39	0.55	0.55	25	13
	Sub total	59	60	833	8.49	2.58	348	244
EASTERN REGION								
15	Andaman & Nicobar	0	0	0	0.00	0.00	0	0
16	Bihar	0	0	0	0.00	0.00	0	0
17	Jharkhand	1	1	100	4.50	0.00	0	0
18	Odisha	0	0	0	0.00	0.00	0	0
19	West Bengal	87	87	1260	16.38	3.92	1260	574
	Sub total	88	88	1360	20.88	3.92	1260	574
CENTRAL REGION								
20	Chattisgarh	0	0	0	0.00	0.00	0	0
21	Madhya Pradesh	0	0	0	0.00	0.00	0	0
22	Uttar Pradesh	102	226	2535	11.30	10.83	2535	0
23	Uttarakhand	0	0	0	0.00	0.00	0	0
	Sub total	102	226	2535	11.30	10.83	2535	0
WESTERN REGION								
24	Goa	2	2	20	0.10	0.10	22	9
25	Gujarat	1	1	50	1.00	0.05	5	0
26	Maharashtra	0	0	0	0.00	0.00	0	0
	Sub total	3	3	70	1.10	0.15	27	9
SOUTHERN REGION								
27	Andhra Pradesh	0	0	0	0.00	0.00	0	0
28	Karnataka	0	0	0	0.00	0.00	0	0
29	Kerala	0	0	0	0.00	0.00	0	0
30	Tamil Nadu	0	0	0	0.00	0.00	0	0
31	Telangana	0	0	0	0.00	0.00	0	0
	Sub total	0	0	0	0.00	0.00	0	0
	Grand total	269	394	5128	46.00	20.32	4469	1111

STATEMENT IX - F

Statewise Grant support sanctioned and released to SHG-Federations as SHPIs as on 31 March 2018

(Amt. ₹ lakh)

Sr. No.	Name of State	No. of Beneficiary SHG Fed	No. of Proposals	No. of SHGs to be promoted/ credit linked	Grant sanctioned	Grant released	No. of SHGs savings linked	No. of SHGs credit linked
NORTHERN REGION								
	Sub total	0	0	0	0.00	0.00	0	0
NORTH EASTERN REGION								
	Sub total	0	0	0	0.00	0.00	0	0
EASTERN REGION								
	Sub total	0	0	0	0.00	0.00	0	0
CENTRAL REGION								
1	Chattisgarh	0	0	0	0.00	0.00	0	0
2	Madhya Pradesh	0	0	0	0.00	0.00	0	0
3	Uttar Pradesh	3	3	100	17.40	11.17	46	0
4	Uttarakhand	1	1	100	8.00	1.20	0	0
	Sub total	4	4	200	25.40	12.37	46	0
WESTERN REGION								
	Sub total	0	0	0	0.00	0.00	0	0
SOUTHERN REGION								
	Sub total	0	0	0	0.00	0.00	0	0
	Grand total	4	4	200	25.40	12.37	46	0

STATEMENT IX - G

Statewise Grant support sanctioned and released to PACS as SHPIs as on 31 March 2018

(Amt. ₹ lakh)

Sr. No.	Name of State	No. of Beneficiary PACS	No. of Proposals	No. of SHGs to be promoted/ credit linked	Grant sanctioned	Grant released	No. of SHGs savings linked	No. of SHGs credit linked
NORTHERN REGION								
1	Haryana	0	0	0	0.00	0.00	0	0
2	Himachal Pradesh	0	0	0	0.00	0.00	0	0
3	Jammu & Kashmir	0	0	0	0.00	0.00	0	0
4	New Delhi	0	0	0	0.00	0.00	0	0
5	Punjab	3	3	580	14.00	0.40	0	0
6	Rajasthan	321	12	5113	255.65	1.68	79	17
	Sub total	324	15	5693	269.65	2.08	79	17
NORTH EASTERN REGION								
7	Arunachal Pradesh	0	0	0	0.00	0.00	0	0
8	Assam	3	3	500	25.00	7.00	400	216
9	Manipur	0	0	0	0.00	0.00	0	0
10	Meghalaya	0	0	0	0.00	0.00	0	0
11	Mizoram	3	3	75	3.75	0.74	29	0
12	Nagaland	0	0	0	0.00	0.00	0	0
13	Sikkim	0	0	0	0.00	0.00	0	0
14	Tripura	0	0	0	0.00	0.00	0	0
	Sub total	6	6	575	28.75	7.74	429	216
EASTERN REGION								
15	Andaman & Nicobar	0	0	0	0.00	0.00	0	0
16	Bihar	0	0	0	0.00	0.00	0	0
17	Jharkhand	0	0	0	0.00	0.00	0	0
18	Odisha	37	37	3877	162.85	0.00	0	0
19	West Bengal	25	25	1625	49.41	16.24	930	506
	Sub total	62	62	5502	212.26	16.24	930	506
CENTRAL REGION								
20	Chattisgarh	0	0	0	0.00	0.00	0	0
21	Madhya Pradesh	1	1	50	2.50	0.03	20	5
22	Uttar Pradesh	15	15	500	25.00	2.25	0	0
23	Uttarakhand	0	0	0	0.00	0.00	0	0
	Sub total	16	16	550	27.50	2.28	20	5
WESTERN REGION								
24	Goa	0	0	0	0.00	0.00	0	0
25	Gujarat	0	0	0	0.00	0.00	0	0
26	Maharashtra	2	2	1680	84.00	17.67	592	17
	Sub total	2	2	1680	84.00	17.67	592	17
SOUTHERN REGION								
27	Andhra Pradesh	0	0	0	0.00	0.00	0	0
28	Karnataka	1	1	75	3.75	0.38	0	0
29	Kerala	0	0	0	0.00	0.00	0	0
30	Tamil Nadu	0	0	0	0.00	0.00	0	0
31	Telangana	0	0	0	0.00	0.00	0	0
	Sub total	1	1	75	3.75	0.38	0	0
	Grand total	411	102	14075	625.91	46.39	2050	761

STATEMENT IX - H

Statewise Grant support sanctioned and released to NGO-MFIs as SHPIs as on 31 March 2018

(Amt. ₹ lakh)

Sr. No.	Name of State	No. of Beneficiary NGO-MFIs	No. of Proposals	No. of SHGs to be promoted/ credit linked	Grant sanctioned	Grant released	No. of SHGs savings linked	No. of SHGs credit linked
NORTHERN REGION								
1	Haryana	0	0	0	0.00	0.00	0	0
2	Himachal Pradesh	0	0	0	0.00	0.00	0	0
3	Jammu & Kashmir	0	0	0	0.00	0.00	0	0
4	New Delhi	0	0	0	0.00	0.00	0	0
5	Punjab	0	0	0	0.00	0.00	0	0
6	Rajasthan	0	0	0	0.00	0.00	0	0
	Sub total	0	0	0	0.00	0.00	0	0
NORTH EASTERN REGION								
7	Arunachal Pradesh	0	0	0	0.00	0.00	0	0
8	Assam	0	0	0	0.00	0.00	0	0
9	Manipur	0	0	0	0.00	0.00	0	0
10	Meghalaya	0	0	0	0.00	0.00	0	0
11	Mizoram	0	0	0	0.00	0.00	0	0
12	Nagaland	0	0	0	0.00	0.00	0	0
13	Sikkim	0	0	0	0.00	0.00	0	0
14	Tripura	0	0	0	0.00	0.00	0	0
	Sub total	0	0	0	0.00	0.00	0	0
EASTERN REGION								
15	Andaman & Nicobar	0	0	0	0.00	0.00	0	0
16	Bihar	0	0	0	0.00	0.00	0	0
17	Jharkhand	0	0	0	0.00	0.00	0	0
18	Odisha	0	0	0	0.00	0.00	0	0
19	West Bengal	0	0	0	0.00	0.00	0	0
	Sub total	0	0	0	0.00	0.00	0	0
CENTRAL REGION								
20	Chattisgarh	0	0	0	0.00	0.00	0	0
21	Madhya Pradesh	2	2	1300	65.00	4.00	0	0
22	Uttar Pradesh	2	2	2000	100.00	0.00	0	0
23	Uttarakhand	0	0	0	0.00	0.00	0	0
	Sub total	4	4	3300	165.00	4.00	0	0
WESTERN REGION								
24	Goa	0	0	0	0.00	0.00	0	0
25	Gujarat	0	0	0	0.00	0.00	0	0
26	Maharashtra	0	0	0	0.00	0.00	0	0
	Sub total	0	0	0	0.00	0.00	0	0
SOUTHERN REGION								
27	Andhra Pradesh	0	0	0	0.00	0.00	0	0
28	Karnataka	0	0	0	0.00	0.00	0	0
29	Kerala	0	0	0	0.00	0.00	0	0
30	Tamil Nadu	0	0	0	0.00	0.00	0	0
31	Telangana	0	0	0	0.00	0.00	0	0
	Sub total	0	0	0	0.00	0.00	0	0
	Grand total	4	4	3300	165.00	4.00	0	0

STATEMENT IX - I

Promotional Grant support sanctioned and released to JLGPIs as on 31 March 2018

(Amt. ₹ lakh)

Sr. No.	Name of State	JLGs to be promoted/ credit linked	Grant sanctioned	Grant released	No.of JLGs credit linked
NORTHERN REGION					
1	Haryana	3853	61.43	22.82	4156
2	Himachal Pradesh	4799	95.98	40.66	3338
3	Jammu & Kashmir	3815	67.25	17.58	1728
4	New Delhi	125	2.50	0.33	48
5	Punjab	5680	113.60	42.23	2416
6	Rajasthan	15981	313.62	59.18	4107
	Sub total	34253	654.38	182.80	15793
NORTH EASTERN REGION					
7	Arunachal Pradesh	100	2.00	0.00	0
8	Assam	18720	374.40	62.81	6181
9	Manipur	579	9.70	4.18	326
10	Meghalaya	834	14.70	5.83	253
11	Mizoram	325	6.50	1.07	56
12	Nagaland	2962	59.24	2.14	395
13	Sikkim	410	8.20	0.89	156
14	Tripura	1370	27.40	2.53	203
	Sub total	25300	502.14	79.45	7570
EASTERN REGION					
15	Andaman & Nicobar	965	19.30	3.80	491
16	Bihar	242300	2975.04	432.78	185409
17	Jharkhand	12775	255.50	12.12	9341
18	Odisha	50470	1009.40	406.60	44154
19	West Bengal	65587	1305.74	201.28	16308
	Sub total	372097	5564.98	1056.58	255703
CENTRAL REGION					
20	Chattisgarh	7775	155.50	29.44	2692
21	Madhya Pradesh	14816	296.32	56.21	6184
22	Uttar Pradesh	72423	1448.54	230.08	20360
23	Uttarakhand	16106	318.98	43.98	7117
	Sub total	111120	2219.34	359.71	36353
WESTERN REGION					
24	Goa	2400	58.00	20.99	1759
25	Gujarat	26229	524.58	131.54	9193
26	Maharashtra	76937	1559.04	557.65	127132
	Sub total	105566	2141.62	710.18	138084
SOUTHERN REGION					
27	Andhra Pradesh	25405	508.10	166.33	16315
28	Karnataka	74657	1613.44	430.54	28639
29	Kerala	71279	1321.58	448.48	29407
30	Tamil Nadu	97819	1956.87	591.10	36075
31	Telangana	31321	522.54	252.36	21718
	Sub total	300481	5922.53	1888.81	132154
	Grand total	948817	17004.99	4277.52	585657

STATEMENT IX - J

Total Statewise Grant support sanctioned and released to all SHPIs as on 31 March 2018

(Amt. ₹ lakh)

Sr. No.	Name of State	No. of Beneficiary	No. of Proposals	No. of SHGs to be promoted/ credit linked	Grant sanctioned	Grant released	No. of SHGs savings linked	No. of SHGs credit linked
NORTHERN REGION								
1	Haryana	100	110	15611	860.20	247.34	9371	6472
2	Himachal Pradesh	368	70	7520	342.04	102.28	12643	7214
3	Jammu & Kashmir	76	84	5634	408.12	72.25	2625	2072
4	New Delhi	7	10	1075	39.00	23.99	883	700
5	Punjab	96	126	11705	655.05	273.28	5548	3522
6	Rajasthan	611	351	52663	3763.01	1079.57	19848	13937
	Sub total	1258	751	94208	6067.42	1798.71	50918	33917
NORTH EASTERN REGION								
7	Arunachal Pradesh	26	38	1629	110.90	25.72	780	30
8	Assam	192	217	39323	1382.51	603.48	32185	17032
9	Manipur	9	9	830	67.26	19.95	746	182
10	Meghalaya	23	26	2889	169.73	33.57	1541	460
11	Mizoram	11	11	775	52.25	13.04	445	83
12	Nagaland	15	15	2870	122.00	96.28	2890	2128
13	Sikkim	8	8	560	21.00	6.02	223	111
14	Tripura	18	19	1889	81.78	13.18	1118	768
	Sub total	302	343	50765	2007.43	811.24	39928	20794
EASTERN REGION								
15	Andaman & Nicobar	24	30	2440	128.58	63.28	1913	1266
16	Bihar	364	378	39502	1800.50	511.71	18373	7089
17	Jharkhand	221	266	25650	1017.86	198.01	7592	3266
18	Odisha	404	489	58134	3015.07	709.98	41409	22722
19	West Bengal	337	385	69665	2114.57	792.22	52836	31882
	Sub total	1350	1548	195391	8076.58	2275.20	122123	66225
CENTRAL REGION								
20	Chattisgarh	55	60	11195	777.24	210.75	6393	2583
21	Madhya Pradesh	155	176	52828	3287.05	1062.88	31859	16120
22	Uttar Pradesh	1778	1294	195820	10605.34	4204.25	155210	72012
23	Uttarakhand	352	432	33910	2035.59	336.43	19084	6969
	Sub total	2340	1962	293753	16705.22	5814.31	212546	97684
WESTERN REGION								
24	Goa	6	6	270	8.35	5.93	263	197
25	Gujarat	267	284	25941	596.12	222.61	17874	6686
26	Maharashtra	383	555	104790	3880.98	2504.89	90598	68039
	Sub total	656	845	131001	4485.45	2733.43	108735	74922
SOUTHERN REGION								
27	Andhra Pradesh	0	0	0	0.00	0.00	0	0
28	Karnataka	196	253	40659	1000.96	614.77	48637	33150
29	Kerala	51	51	10056	122.99	84.62	7149	5872
30	Tamil Nadu	98	109	23085	328.79	185.57	20884	19645
31	Telangana	0	0	0	0.00	0.00	0	0
	Sub total	345	413	73800	1452.74	884.96	76670	58667
	Grand total	6251	5862	838918	38794.84	14317.84	610920	352209

STATEMENT IX - K

Total Statewise Grant support sanctioned and released to all SHPIs during the year 2017-18

(Amt. ₹ lakh)

Sr. No.	Name of State	No. of Beneficiary	No. of Proposals	No. of SHGs to be promoted/ credit linked	Grant sanctioned	Grant released	No. of SHGs savings linked	No. of SHGs credit linked
NORTHERN REGION								
1	Haryana	11	12	1550	150.60	52.38	1029	709
2	Himachal Pradesh	9	9	625	60.40	27.57	3213	2334
3	Jammu & Kashmir	10	10	625	62.50	19.21	878	641
4	New Delhi	0	0	0	0.00	0.00	0	0
5	Punjab	7	8	650	65.00	21.64	387	274
6	Rajasthan	11	11	1850	185.00	117.23	1829	1842
	Sub total	48	50	5300	523.50	238.03	7336	5800
NORTH EASTERN REGION								
7	Arunachal Pradesh	3	3	105	10.50	2.55	75	0
8	Assam	4	4	750	65.00	102.16	3133	1737
9	Manipur	3	3	250	25.00	14.86	476	121
10	Meghalaya	3	3	215	21.50	1.20	48	9
11	Mizoram	1	1	50	5.00	1.24	29	0
12	Nagaland	0	0	0	0.00	28.35	879	409
13	Sikkim	0	0	0	0.00	0.00	0	0
14	Tripura	1	2	600	49.50	0.00	0	0
	Sub total	15	16	1970	176.50	150.36	4640	2276
EASTERN REGION								
15	Andaman & Nicobar	2	2	150	10.60	10.45	155	79
16	Bihar	0	0	0	0.00	20.00	382	184
17	Jharkhand	0	0	0	0.00	0.00	0	0
18	Odisha	19	22	2550	255.00	82.68	397	22
19	West Bengal	11	11	3300	286.00	94.99	3170	1762
	Sub total	32	35	6000	551.60	208.12	4104	2047
CENTRAL REGION								
20	Chattisgarh	4	4	750	75.00	40.10	723	293
21	Madhya Pradesh	21	24	7500	730.07	318.25	10026	6523
22	Uttar Pradesh	33	33	4825	439.60	463.77	7187	3046
23	Uttarakhand	22	23	2200	220.00	11.09	78	0
	Sub total	80	84	15275	1464.67	833.21	18014	9862
WESTERN REGION								
24	Goa	0	0	0	0.00	0.00	0	0
25	Gujarat	0	0	0	0.00	0.00	0	0
26	Maharashtra	2	2	200	21.00	158.22	4420	3997
	Sub total	2	2	200	21.00	158.22	4420	3997
SOUTHERN REGION								
27	Andhra Pradesh	0	0	0	0.00	0.00	0	0
28	Karnataka	0	0	0	0.00	32.62	718	646
29	Kerala	0	0	0	0.00	0.00	0	0
30	Tamil Nadu	0	0	0	0.00	0.00	0	0
31	Telangana	0	0	0	0.00	0.00	0	0
	Sub total	0	0	0	0.00	32.62	718	646
	Grand total	177	187	28745	2737.27	1620.55	39232	24628

STATEMENT - X

Statewise Grant support sanctioned and released to Anchor NGOs under Women Self Help Group Scheme (in LWE affected and backward dists.) as on 31 March 2018

(Amt. ₹ lakh)

Sr. No.	Name of State	No. of Districts covered	Grant sanctioned	Promotional Grant released	No. of SHGs to be promoted/ credit linked	No. of SHGs promoted & savings linked	No. of SHGs credit linked
CENTRAL REGION							
1	Chattisgarh	10	1168.50	422.69	11685	11491	5660
2	Madhya Pradesh	9	1142.50	486.02	11425	9820	4033
3	Uttar Pradesh	8	1290.00	240.84	12900	13314	2310
4	Uttarakhand	2	533.00	162.00	5330	5151	2918
	Sub total	29	4134.00	1311.55	41340	39776	14921
EASTERN REGION							
5	Andaman & Nicobar	0	0.00	0.00	0	0	0
6	Bihar	16	1700.00	1145.21	17000	16178	15641
7	Jharkhand	18	4900.00	1414.79	49000	34910	11750
8	Odisha	19	1861.50	728.87	18615	15471	7474
9	West Bengal	6	1319.00	743.02	13190	12617	8526
	Sub total	59	9780.50	4031.88	97805	79176	43391
NORTH EASTERN REGION							
10	Arunachal Pradesh	2	148.90	10.91	1489	323	26
11	Assam	4	132.00	55.47	1320	1062	532
12	Manipur	2	76.70	15.48	767	691	88
13	Meghalaya	2	100.00	32.51	1000	1135	246
14	Mizoram	2	145.00	40.21	1450	1450	227
15	Nagaland	2	50.00	7.49	500	275	0
16	Sikkim	2	95.00	24.85	950	720	152
17	Tripura	2	100.00	37.19	1000	996	635
	Sub total	18	847.60	224.11	8476	6652	1906
NORTHERN REGION							
18	Haryana	2	300.00	133.33	3000	2842	1463
19	Himachal Pradesh	2	295.50	237.44	2955	2907	2716
20	Jammu & Kashmir	3	200.00	35.81	2000	1642	190
21	New Delhi	0	0.00	0.00	0	0	0
22	Punjab	1	180.00	62.86	1800	1178	683
23	Rajasthan	4	710.00	370.94	7100	7279	4444
	Sub total	12	1685.50	840.38	16855	15848	9496
SOUTHERN REGION							
24	Andhra Pradesh	8	698.50	698.50	6985	25237	24274
25	Karnataka	2	300.00	272.44	3000	6948	3010
26	Kerala	2	220.00	139.50	2200	2368	1378
27	Tamil Nadu	2	192.90	50.53	1929	1255	664
28	Telangana	8	750.50	669.45	7505	9093	8285
	Sub total	22	2161.90	1830.42	21619	44901	37611
WESTERN REGION							
29	Goa	1	38.70	19.30	387	343	191
30	Gujarat	3	375.00	76.99	3750	3856	1533
31	Maharashtra	6	1414.90	838.45	14149	14076	10497
	Sub total	10	1828.60	934.74	18286	18275	12221
	Grand Total	150	20438.10	9173.07	204381	204628	119546

STATEMENT -XI

Bank Loan Disbursed and Outstanding - Joint Liability Groups as on 31 March 2018

(Amt. ₹ lakh)

Sr. No.	Name of the State	Cumulative No. of JLGs promoted as on 31.03.2017	Cumulative Loan disbursed as on as on 31.03.2017	No. of JLGs promoted during 2017-18	Loan Disbursed during 2017-18	Cumulative No. of JLGs promoted as on 31.03.2018	Cumulative Loan disbursed as on as on 31.03.2018
CENTRAL REGION							
1	Chhattisgarh	36752	39348.51	24184	31451.90	60936	70800.41
2	Madhya Pradesh	164832	161086.92	52266	69958.52	217098	231045.44
3	Uttarakhand	11054	16165.42	4930	6068.85	15984	22234.27
4	Uttar Pradesh	184419	133227.53	33406	66878.66	217825	200106.19
	Total	397057	349828.38	114786	174357.93	511843	524186.31
EASTERN REGION							
5	Andaman & Nicobar	534	783.66	41	50.15	575	833.81
6	Bihar	252394	265977.31	99069	137751.25	351463	403728.56
7	Jharkhand	19084	22352.31	20035	27438.00	39119	49790.31
8	Odisha	260432	213533.41	73774	89907.95	334206	303441.36
9	West Bengal	167983	134965.84	178844	99289.82	346827	234255.66
	Total	700427	637612.53	371763	354437.17	1072190	992049.70
NORTH EASTERN REGION							
10	Arunachal Pradesh	0	0.00	6	16.41	6	16.41
11	Assam	74952	88991.33	26372	40530.56	101324	129521.89
12	Manipur	750	617.97	1274	538.67	2024	1156.64
13	Meghalaya	1451	2271.41	136	250.36	1587	2521.77
14	Mizoram	2322	3342.62	154	387.95	2476	3730.57
15	Nagaland	1341	1418.63	272	724.94	1613	2143.57
16	Sikkim	1137	1177.67	717	824.41	1854	2002.08
17	Tripura	6847	9240.90	22403	9874.41	29250	19115.31
	Total	88800	107060.53	51334	53147.71	140134	160208.24
NORTHERN REGION							
18	Chandigarh	10	2.81	0	0.00	10	2.81
19	Haryana	14223	22397.25	13005	19595.66	27228	41992.91
20	Himachal Pradesh	3692	3920.91	710	1066.72	4402	4987.63
21	Jammu and Kashmir	1703	865.56	4364	4741.46	6067	5607.02
22	New Delhi	2778	2989.89	885	2028.04	3663	5017.93
23	Punjab	33727	42623.12	19734	31258.92	53461	73882.04
24	Rajasthan	106798	99151.80	40380	57576.42	147178	156728.22
	Total	162931	171951.34	79078	116267.22	242009	288218.56
SOUTHERN REGION							
25	Andhra Pradesh	182375	161805.02	14072	35002.24	196447	196807.26
26	Karnataka	208131	263456.84	100392	157087.52	308523	420544.36
27	Kerala	99750	156245.76	37817	82065.62	137567	238311.38
28	Lakshadweep UT	0	0.00	0	0.00	0	0.00
29	Puducherry	1165	2031.34	405	801.62	1570	2832.96
30	Tamil Nadu	273384	466341.20	139473	239341.07	412857	705682.27
31	Telangana	35748	62094.69	10410	23068.18	46158	85162.87
	Total	800553	1111974.85	302569	537366.25	1103122	1649341.10
WESTERN REGION							
32	DAMAN and DIU UT	0	0.00	2	2.68	2	2.68
33	D and N HAVELI UT	0	0.00	0	0.00	0	0.00
34	Goa	4872	4858.61	2213	3726.85	7085	8585.46
35	Gujarat	121783	116010.32	32613	48679.97	154396	164690.29
36	Maharashtra	176922	185516.23	65041	107528.77	241963	293045.00
	Total	303577	306385.16	99869	159938.27	403446	466323.43
	Grand Total	2453345	2684812.79	1019399	1395514.55	3472744	4080327.34

STATEMENT - XII - A

Agencies having outstanding Revolving Fund Assistance (RFA) as on 31 March 2018

(Amt. ₹ lakh)

Sl. No.	Name of the Agency	State	Legal Form	Sanctioned	Disbursed	Outstanding
(1)	(2)		(3)	(4)	(5)	(6)
1	Kalana Chamber of commerce	West Bengal	Society	10.000	10.000	6.000
2	Payakaraopeta Womens MAC	AP	Coop Soc	500.000	500.000	350.000
3	Post office (Tamil Nadu)	TN		100.000	100.000	10.740
	TOTAL = A			610.000	610.000	366.740

STATEMENT - XII - B

Agencies having outstanding Capital support as on 31 March 2018

(Amt. ₹ lakh)

Sl. No.	Name of the Agency	State	Legal Form	Sanctioned	Disbursed	Outstanding
(1)	(2)		(3)	(4)	(5)	(6)
1	Ajiwika Society	Jharkhand	Society	50.00	50.00	45.08
2	Bharat Integrated Social Welfare Agency (BISWA)	Orissa	Society	100.00	100.00	97.00
3	Community Development Centre (CDC), Genguvarpatti	TN	Trust	100.00	100.00	60.00
4	Guidance Society for Labour and Orphan Womens (GLOW) Vellur	TN	Society	40.00	40.00	19.60
5	ISHARA Foundation	UP	Sec 25 Co.	100.00	100.00	55.00
6	Jaago Samajik Arthik and Harit Vikas Sangathan	UP	Sec 25 Co.	25.00	25.00	22.50
7	Liberal Association for Movement of People (LAMP)	West Bengal	Society	50.00	50.00	30.00
8	Parama Mahila Samitee	West Bengal	Society	25.00	25.00	2.24
9	Payakaraopeta Women's MACS (PVMACS)	AP	Society	50.00	50.00	30.00
	TOTAL = B			540.00	540.00	361.42
Grand Total of Revolving Assistance (XII -A) + Capital Support (XII-B) =				1151.00	1151.00	728.16

STATEMENT - XII - C

Long Term Refinance sanctioned/disbursed to NBFC-mFIs during 2017-18

(Amt. ₹ crore)

Sl. No.	Name of NBFC-MFI	State	Legal Form	Refinance Sanctioned	Refinance Disbursed	Refinance Outs.as on 31.03.2018
1	Chaitanya India Fin Credit Pvt. Ltd.	Karnataka	NBFC-MFI	0.00	0.00	1.67
2	Grameen Koota Financial Services Pvt. Ltd.	Karnataka	NBFC-MFI	100.00	100.00	375.43
3	S. V. Creditline Pvt. Ltd.	Madhya Pradesh	NBFC-MFI	30.00	30.00	25.50
4	Satin Creditcare Network Ltd.	Madhya Pradesh	NBFC-MFI	250.00	250.00	579.75
5	Annapurna Financial Services Ltd.	Odisha	NBFC-MFI	50.00	50.00	92.00
6	Asirwad Microfinance Ltd.	Tamil Nadu	NBFC-MFI	100.00	100.00	140.16
7	Madura Microfinance Ltd.	Tamil Nadu	NBFC-MFI	40.00	40.00	125.92
8	Fusion Micro Finance Pvt. Ltd.	Uttar Pradesh	NBFC-MFI	40.00	40.00	96.86
9	Sonata Microfinance Ltd.	Uttar Pradesh	NBFC-MFI	0.00	0.00	54.17
10	Margdarshak Financial Services Pvt. Ltd.	Uttar Pradesh	NBFC-MFI	0.00	0.00	7.00
11	Arohan Financial Services Ltd.	West Bengal	NBFC-MFI	100.00	100.00	150.05
12	Village Financial Services Pvt. Ltd.	West Bengal	NBFC-MFI	34.00	34.00	39.50
	Grand Total			744.00	744.00	1688.01

GLOSSARY / ABBREVIATIONS

1	APMAS	Andhra Pradesh Mahila Abhivruddi Sangham
2	BC	Business Correspondents
3	BF	Business Facilitator
4	BPL	Below Poverty Line
5	BRLPS	Bihar Rural Livelihoods Promotion Society
6	CGAP	Consultative Group to Assist Poor
7	CLF	Cluster Level Federation
8	CSR	Corporate Social Responsibility
9	CSP	Customer Service Point
10	IFAD	International Fund for Agriculture Development
11	JLG	Joint Liability Group
12	JLGPI	Joint Liability Groups Promotion Institution
13	LWE	Left Wing Extremism
14	MFDEF	Micro Finance Development and Equity Fund
15	MFI	Micro Finance Institution
16	MNC	Multi National Company
17	MoU	Memorandum of Understanding
18	MP	Madhya Pradesh
19	MoWCD	Ministry of Women and Child Development
20	NABARD	National Bank for Agriculture and Rural Development
21	NBFC	Non-Banking Financial Company
22	NGO	Non-Governmental Organisation
23	NPA	Non-Performing Asset
24	NRLM	National Rural Livelihoods Mission
25	NULM	National Urban Livelihoods Mission
26	RBI	Reserve Bank of India
27	RFI	Rural Financial Institution
28	RFIP	Rural Financial Institutions Programme
29	RRB	Regional Rural Bank
30	SGSY	Swarnajayanti Gram Swarojgar Yojana
31	SHG	Self Help Group
32	SHPI	Self Help Groups Promotion Institution
33	SIDBI	Small Industries Development Bank of India
34	SRLM	State Rural Livelihoods Mission
35	TSP	Technical Service Provider
36	UP	Uttar Pradesh
37	USP	Unique Selling Point or Unique Selling Proposition
38	WSHG	Women Self Help Group

Acknowledgements:

Shri Anand Bajpai, GM, MCID

Dr. Bibhudatta Nayak, DGM, DEAR, Smt. Prafulla T. Kurien, DGM, MCID

Shri Kanchan Roy, Smt. Deepmala Ghosh, AGMs

Smt. Riktika Moitra Mukherjee, Shri Rajesh R. Bhosle, Shri N. D. Sardesai, Mgrs

Smt. Neha V. Oak, Smt. Padma R. Ganti, AMs

Team MCID at HO and ROs

Banks and Financial Institution



NABARD

राष्ट्रीय कृषि और ग्रामीण विकास बैंक
National Bank For Agriculture And Rural Development

सूक्ष्म ऋण नवप्रवर्तन विभाग
Micro Credit Innovations Department

Head Office : Plot No. C-24, 'G' Block,
Bandra-Kurla Complex,
Bandra (E), Mumbai - 400 051, India.
Tel: 91 22 2653 0084 • Fax: 22 2652 8141
visit us at : www.nabard.org
E-mail : mcid@nabard.org