

भारत में सूक्ष्म वित्त की स्थिति - २००७-०८

Status of

Micro Finance in India - 2007-08



नाबार्ड
NABARD

Committed to Rural Prosperity

M Mission

“To promote sustainable and equitable agriculture and rural prosperity through effective credit support, related services, institutional development and other innovative initiatives.”



**NATIONAL BANK FOR AGRICULTURE
AND RURAL DEVELOPMENT**



Contents

Particulars	Page
Introduction	i
Progress under Microfinance - Highlights	ii
STATEMENTS	
I - A Savings of SHGs with Banks – Agency-wise	01
I - B Bank Loans disbursed to SHGs – Agency-wise	01
I - C Bank Loans outstanding against SHGs – Agency-wise	01
I - D Non-performing Assets (NPAs) of Bank Loans to SHGs – Agency-wise	02
I - E Bank Loans provided to MFIs – Agency-wise	02
II - A Savings of SHGs with Banks – State-wise and Agency-wise	03
II - B Bank Loans disbursed to SHGs - State-wise and Agency-wise	04
II - C Bank Loans outstanding against SHGs - State-wise and Agency-wise	05
II - D Non-performing Assets (NPAs) for Bank Loans to SHGs - State-wise and Agency-wise	06
III - A Savings of SHGs with Commercial Banks	07
III - B Savings of SHGs with RRBs	19
III - C Savings of SHGs with Co-operative Banks	23
IV - A Bank Loans disbursed to SHGs by Commercial Banks	31
IV - B Bank Loans disbursed to SHGs by RRBs	44
IV - C Bank Loans disbursed to SHGs by Co-operative Banks	47
V - A Bank Loans outstanding against SHGs - Commercial Banks	54
V - B Bank Loans outstanding against SHGs - RRBs	67
V - C Bank Loans outstanding against SHGs - Co-operative Banks	70
VI - A NPAs and Recovery Performance of Bank Loans to SHGs – Commercial Banks ..	77
VI - B NPAs and Recovery Performance of Bank Loans to SHGs - RRBs	90
VI - C NPAs and Recovery Performance of Bank Loans to SHGs – Co-op. Banks	94
VII Bank Loans provided to MFIs, their NPAs & Recovery Performance	101
VIII NABARD Support to Training / Capacity Building under Micro Finance Sector	102
IX - A Support to NGOs as Self Help Promoting Institution (SHPI)	104
IX – B Support to RRBs as SHPI	165
IX – C Support to Co-operative Banks as SHPI	169
IX - D Support to Individual Rural Volunteers (IRVs) as SHPI	172
List of Abbreviations	174



Introduction

Formal Financial institutions in the country have been playing a leading role in the microfinance programme for more than two decades now. They have joined hands proactively with informal delivery channels to give microfinance sector the necessary momentum. During the current year too, microfinance has registered an impressive expansion at the grass root level.



The year 2007-08 is the second year that the data are presented on progress in microfinance sector on the basis of returns furnished directly to NABARD by Commercial Banks (CBs), Regional Rural Banks (RRBs) and Co-operative Banks operating in the country. The report includes the information related to savings of Self Help Groups (SHGs) with banks as on 31 March 2008, loans disbursed by banks to SHGs during the year 2007-08 and outstanding loans of SHGs with the banking system and the recovery percentage of SHG loans as on 31 March 2008. For the first time, region-wise, state-wise and agency-wise data and details of Non-Performing Assets (NPAs) in respect of bank loans provided to SHGs have been included in the report. The report also has the details related to self Help Groups (SHGs) under Swarnjayanti Gram Swarojgar Yojna (SGSY) and exclusive women groups. In addition, the information related to Bank - Micro Finance Institutions (MFIs) credit linkage has also been compiled.

NABARD has been instrumental in facilitating various activities in microfinance sector, involving all possible partners in the arena. NABARD has been encouraging voluntary agencies, bankers, socially spirited individuals, other formal and informal entities and also government functionaries to promote and nurture self help groups. The focus was on training and capacity building of partners, promotional grant assistance to Self Help Promoting Institutions (SHPIs), Revolving Fund Assistance (RFA) to Micro Finance Institutions (MFIs), equity / capital support to MFIs to supplement their financial resources and provision of refinance against bank loans provided by various banks for microfinance activities including SHGs. Details of NABARD support to microfinance sector are given in the following pages.

This report seeks to place before its readers, details of the support provided by NABARD and Banking Agencies in microfinance sector during 2007-08.



Note: 1 lakh = 0.1 million



Progress under Micro Finance - Highlights

1. DIFFERENT MODELS OF MICROFINANCE

For the year 2007-08, the data have been presented under two models of microfinance involving credit linkage with banks :

- i) SHG - Bank Linkage Model : This model involves the SHGs financed directly by the banking agencies viz. Commercial Banks (Public Sector and Private Sector), Regional Rural Banks (RRBs) and Co-operative Banks.
- ii) MFI - Bank Linkage Model : This model covers financing of Micro Finance Institutions (MFIs) by banking agencies for on-lending to SHGs and others small borrowers covered under microfinance sector.



The overall progress under these two models is given in Table -1.

Table 1: Overall Progress under Microfinance for the years 2006-07 and 2007-08

(Amount Rs. crore)

Particulars	Units		2006-07	2007-08	%age growth
Savings Accounts of SHGs with Banks as on 31 March	No. of SHGs	Total	41,60,584	50,09,794	20.4
		Out of which under SGSY	9,56,317	12,03,070	25.8
	Amount	Total	3,512.71	3,785.39	7.8
		Out of which under SGSY	757.50	809.51	6.9
Bank Loans disbursed to SHGs during the year	No. of SHGs	Total	1,105,749	12,27,770	11.0
		Out of which under SGSY	188,962	2,46,649	30.5
	Amount	Total	6,570.39	8,849.26	34.7
		Out of which under SGSY	1,411.02	1,857.74	31.7
Bank Loans outstanding with SHGs as on 31 March	No. of SHGs	Total	2,894,505	36,25,941	25.3
		Out of which under SGSY	6,87,212	9,16,978	33.4
	Amount	Total	12,366.49	16,999.91	37.5
		Out of which under SGSY	3,273.03	4,816.87	47.2
Bank Loans disbursed to MFIs during the year	No. of MFIs		334	518	55.1
	Amount		1,151.56	1,970.15	71.1
Bank Loans outstanding with MFIs as on 31 March	No. of MFIs		550	1,109	101.6
	Amount		1,584.48	2,748.84	73.5

Note: Actual number of MFIs provided with bank loans would be less as several MFIs have availed loans from more than one bank..



2. SELF HELP GROUP (SHG) BANK LINKAGE

2.1 Savings of SHGs with Banks

As on 31 March 2008, total 50,09,794 SHGs were having savings bank accounts with the banking sector with outstanding savings of Rs.3,785.39 crore as against 41,60,584 SHGs having savings of Rs. 3512.71 crore as on 31 March 2007, thereby having growth rate of 20.4% and 7.8% respectively. Thus, more than 7.01 crore poor households were associated with banking agencies under SHG Bank Linkage Program. As on 31 March 2008, the Commercial Banks had the maximum share of SHGs' savings with 28,10,750 SHGs (56%) with savings amount of Rs.2,077.73 crore (55%) followed by Regional Rural Banks with savings bank accounts of 13,86,838 SHGs (27.7%) and savings amount of Rs.1166.49 crore (31%) and Co-operative Banks having savings bank accounts of 8,12,206 SHGs (16.2%) with savings amount of Rs.541.17 crore (14.3%).

The share under SGSY in the total savings was 12,03,070 SHGs forming 24% of the total SHGs having savings accounts in the banks.

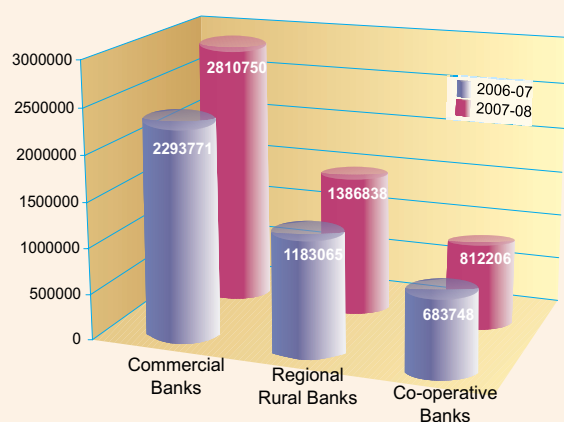
The agency-wise outstanding savings of SHGs with banks for the years 2006-07 and 2007-08 are given in Table - 2.

Table 2: Savings of SHGs with Banks – Agency-wise position for the years 2006-07 and 2007-08

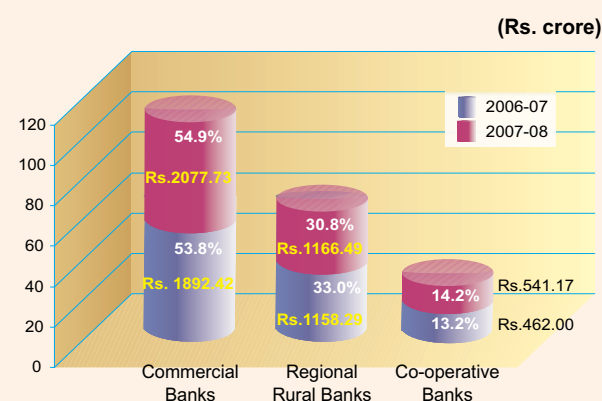
(Amount Rs. crore)

Agency	During the year	Total SHGs' Savings with the banks as on 31 March 2008				Per SHG Savings (Rupees)	Out of Total : SHGs' savings with banks under SGSY	
		No. of SHGs	% Share	Amount	% Share		No. of SHGs	Amount
Commercial Banks (Public & Private Sector)	2006-07	22,93,771	55.2	1,892.42	53.8	8,250	5,71,062	524.49
	2007-08	28,10,750	56.1	2,077.73	54.9	7,392	7,65,775	527.02
	% growth	22.5		9.8		-10.4	34.1	0.5
Regional Rural Banks (RRBs)	2006-07	11,83,065	28.4	1,158.29	33.0	9,791	3,00,427	188.66
	2007-08	13,86,838	27.7	1,166.49	30.8	8,411	3,57,004	210.83
	% growth	17.2		0.7		-14.1	18.8	11.8
Co-operative Banks	2006-07	6,83,748	16.4	462.00	13.2	6,914	84,828	44.35
	2007-08	8,12,206	16.2	541.17	14.3	6,663	80,291	71.66
	% growth	18.8		17.1		-1.4	-5.3	61.6
TOTAL	2006-07	41,60,584	100.0	3,512.71	100.0	8,469	9,56,317	757.50
	2007-08	50,09,794	100.0	3,785.39	100.0	7,556	12,03,070	809.51
	% growth	20.4		7.8		-10.5	25.8	6.9

No. of SHGs



Savings of SHGs with Banks (% Share)





During the year under review, the average savings per SHG with all banks had decreased from Rs 8,469 as on 31 March 2007 to Rs.7,556 as on 31 March 2008. It varied from high at Rs.8,411 per SHG with RRBs to low at Rs.6,663 per SHG with Co-operative Banks.

As on 31 March 2008, the share of women SHGs in the total SHGs with saving bank accounts was 39,86,093 SHGs forming 79.56% as compared to last year's share of 78.63%.

The State-wise & bank-wise position of savings of SHGs with banks as on 31 March 2008 is indicated at Statement III-A (Commercial Banks), Statement III-B (RRBs) and Statement III-C (Co-operative Banks).

2.2 Bank loans disbursed to SHGs

During the year 2007-08, the banks financed 12,27,770 SHGs, including repeat loan to existing SHGs, with bank loan of Rs.8,849.26 crore as against 11,05,749 SHGs with bank loan of Rs. 6,570.39 crore during 2006-07 with a growth rate of 11.03% (No. of SHGs) and 34.7% (Bank Loan disbursed). Out of the total loans disbursed during 2007-08, 2,46,649 (20%) were financed under SGSY with bank loan of Rs.1857.74 crore (21%) as against 1,88,962 SHGs (17%) with bank loan of Rs.1411.02 crore (21.5%) during 2006-07.

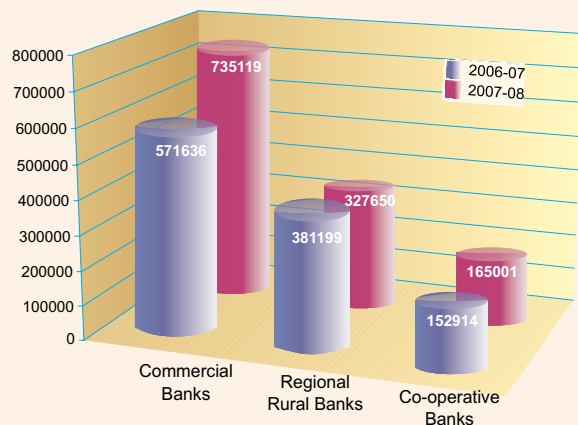
The Agency-wise SHG loans disbursed by banks during the years 2006-07 and 2007-08 are given in Table - 3.

Table 3 : Bank loans disbursed to SHGs - Agency-wise for the years 2006-07 and 2007-08

(Amount Rs. crore)

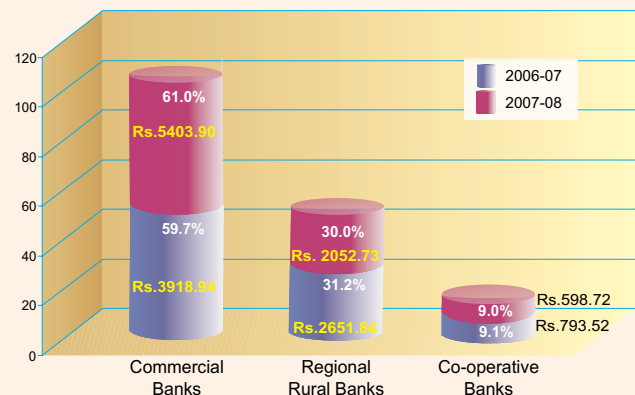
Agency	During the year	Total Loans disbursed by Banks to SHGs				Per SHG bank loan disbursed (Rupees)	Out of Total : Bank loan disbursed to SHGs under SGSY	
		No. of SHGs	% Share	Amount	% Share		No. of SHGs	Amount
Commercial Banks (Public & Private Sector)	2006-07	5,71,636	51.7	3,918.94	59.7	68,557	1,23,551	878.72
	2007-08	7,35,119	59.9	5,403.90	61.0	73,511	1,60,674	1,103.70
	% growth	28.6		37.9		7.2	30.0	25.6
Regional Rural Banks (RRBs)	2006-07	3,81,199	34.5	2,052.73	31.2	53,849	48,653	407.91
	2007-08	3,27,650	26.7	2,651.84	30.0	80,935	64,678	597.71
	% growth	-14.0		29.2		50.3	32.9	46.5
Co-operative Banks	2006-07	1,52,914	13.8	598.72	9.1	39,153	16,758	124.39
	2007-08	1,65,001	13.4	793.52	9.0	48,092	21,297	156.33
	% growth	7.9		32.5		22.8	27.1	25.7
TOTAL	2006-07	11,05,749	100.0	6,570.39	100.0	59,420	1,88,962	1,411.02
	2007-08	12,27,770	100.0	8,849.26	100.0	72,076	2,46,649	1,857.74
	% growth	11.0		34.7		21.3	30.5	31.7

No. of SHGs



Bank loans disbursed to SHGs (% Share)

(Rs. crore)





From Table-3, it is observed that commercial banks lead in disbursement of SHG loans during 2007-08 with 59.9% share followed by Regional Rural Banks with a share 26.7% and Co-operative Banks with a share of 13.4%.

During 2007-08, average bank loan disbursed per SHG was Rs.72,076 as against Rs.59,420 during 2006-07. The average loan per SHG ranged from a high of Rs.80,935 per SHG by RRBs to low of Rs.48,092 per SHG by Co-operative Banks.

The State-wise and bank-wise position of disbursement of bank loans to SHGs during the year 2007-08 is indicated at Statement IV-A (Commercial Banks), Statement IV-B (RRBs) and Statement IV-C (Co-operative Banks).

2.3 Bank Loans outstanding against SHGs

As on 31 March 2008, a total of 36,25,941 SHGs were having outstanding bank loans of Rs.16999.90 crore as against 28,94,505 SHGs with bank loans of Rs.12,366.49 crore as on 31 March 2007 with a growth rate of 25.3%. It included 9,16,978 SHGs (25.3%) with outstanding bank loan of Rs.4,816.87 crore (28.05%) under SGSY as against 6,87,312 groups (23.7%) with outstanding bank loan of Rs.3,273.03 crore (26.5%) as on 31 March 2007.

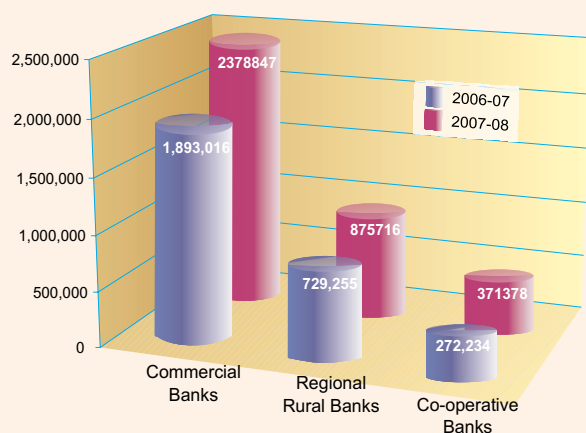
The Agency-wise position of outstanding bank loan to SHGs for the years 2006-07 and 2007-08 is given in Table : 4

Table 4 : Bank Loan outstanding against SHGs – Agency-wise for the years 2006-07 and 2007-08

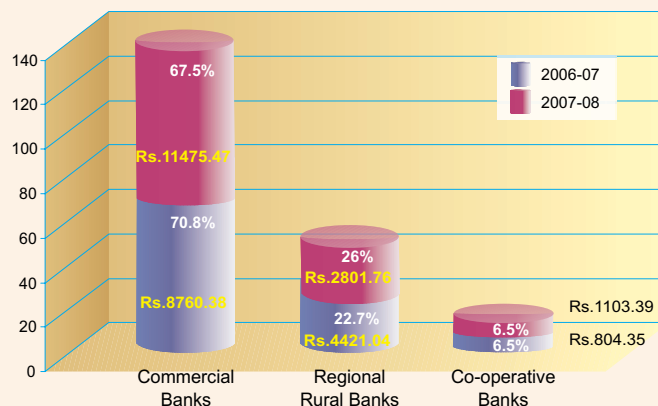
(Amount Rs. crore)

Agency	During the year	Total Bank Loan outstanding against SHGs as on 31 March 2008				Per SHG bank loan Outstanding (Rupees)	Out of Total: Bank loan outstanding against SHGs under SGSY	
		No. of SHGs	% Share	Amount	% Share		No. of SHGs	Amount
Commercial Banks (Public & Private Sector)	2006-07	18,93,016	65.4	8,760.38	70.8	46,277	4,68,059	2,255.31
	2007-08	23,78,847	65.6	11,475.47	67.5	48,240	6,38,283	3,225.92
	% growth	25.7		31.0		4.2	36.4	43.0
Regional Rural Banks (RRBs)	2006-07	7,29,255	25.2	2,801.76	22.7	38,419	1,72,012	807.76
	2007-08	8,75,716	24.2	4,421.04	26.0	50,485	2,23,191	1,332.33
	% growth	20.1		57.8		31.4	29.8	64.9
Co-operative Banks	2006-07	2,72,234	9.4	804.35	6.5	29,546	47,241	209.96
	2007-08	3,71,378	10.2	1,103.39	6.5	29,711	55,504	258.62
	% growth	36.4		37.2		6.6	17.5	23.2
TOTAL	2006-07	28,94,505	100.0	12,366.49	100.0	42,724	6,87,312	3,273.03
	2007-08	36,25,941	100.0	16,999.90	100.0	46,884	9,16,978	4,816.87
	% growth	25.3		37.5		9.7	33.4	47.2

No. of SHGs



Bank Loan outstanding against SHGs (% Share) (Rs. crore)





From Table-4, it is observed that commercial banks had the maximum share of outstanding bank loans to SHGs with a share of 67.5% followed by RRBs with a share of 26.0% and Co-operative Banks with 6.5%.

As on 31 March 2008, an average bank loan outstanding per SHG was Rs.46,884 as against Rs.42,724 per SHG as on 31 March 2007. It varied from a high of Rs.50,485 per SHG in case of RRBs and a low of Rs.29,711 per SHG in case of Co-operative Banks. The share of women SHGs in total SHGs having outstanding bank loan was 80.4% as against 82.5% as on 31 March, 2007.



The State-wise and bank-wise position of outstanding bank loans to SHGs as on 31 March 2008 is indicated at Statement V-A (Commercial Banks), Statement V-B (RRBs) and Statement V-C (Co-operative Banks).

2.4 Non-Performing Assets (NPAs) of Bank Loans to SHGs

For the first time, NABARD has received from banks the position of gross NPAs in respect of bank loans to SHGs as on 31 March 2008. Not all banks which furnished MIS on progress under Microfinance, have indicated data on the NPAs. On the basis of the data received from banks, the NPAs in respect of bank loans to SHGs amounted to Rs.422.93 crore which are 2.9% of the bank loans outstanding against SHGs pertaining to the banks which reported NPA figures. Whereas, NPAs for bank loans to SHGs under SGSY amounted to Rs.220.80 crore which constituted 5.72% of the total outstanding loans to SHGs under SGSY.



The Agency-wise position of NPAs of bank loans to SHGs as on 31 March 2008 is given in Table : 5

Table 5 : Non-Performing Assets (NPAs) of Bank loans to SHGs – Agency-wise

(Amount Rs. crore)

Agency	Total no. of Banks reported NPAs data	Gross Non-Performing Assets (NPAs) as on 31 March 2008		
		Outstanding Loans against SHGs**	Amount of NPAs	% of NPAs to Outstanding bank loans
Commercial Banks (Public Sector)	24	9,647.53	206.99	2.1
Commercial Banks (Private Sector)	9	544.61	6.72	1.2
Regional Rural Banks (RRBs)	57	3,870.48	173.27	4.5
Co-operative Banks	181	746.86	35.95	4.8
TOTAL	271	14,809.48	422.93	2.9

** Outstanding bank loans included of those banks only which reported NPA figures.



2.5 Recovery Performance of Bank Loans to SHGs

On the basis of data reported by banks, out of 329 banks which reported the recovery data, 223 banks (67.8%) have more than 80% recovery of SHG loans as on 31 March 2008 as against 73% as on 31 March 2007. Agency-wise percentage distribution of banks according to recovery performance of bank loans to SHGs, is given in Table - 6 (A).



Table 6 (A) : Recovery Performance – Agency-wise (All SHGs)

Agency	Total no. of Banks reported recovery data	No. of banks based on percentage distribution of recovery performance of bank loans to SHGs as on 31 March 2008			
		95% and above	80-94%	50-79%	less than 50%
Commercial Banks (Public Sector)	25	11	6	8	0
Commercial Banks (Private Sector)	8	7	0	1	0
Regional Rural Banks (RRBs)	70	22	25	17	06
Co-operative Banks	226	113	39	51	23
TOTAL	329	153	70	77	29
Percentage of Banks		46.5	21.3	23.4	8.8

As regards recovery percentage of SHG loans under SGSY, out of total 197 banks reporting the recovery data of SGSY groups, 109 banks (55.3%) have more than 80% recovery of SHG loans as on 31 March 2008 as against 61% as on 31 March 2007. Agency-wise percentage distribution of banks according to recovery performance is given in Table - 6 (B).

Table 6 (B) : Recovery Performance – Agency-wise (Exclusive SGSY SHGs)

Agency	Total no. of Banks reported recovery data	No. of Banks based on percentage distribution of recovery performance of bank loans to SHGs as on 31 March 2008			
		95% and above	80-94%	50-79%	less than 50%
Commercial Banks (Public Sector)	25	9	4	12	0
Commercial Banks (Private Sector)	6	4	0	2	0
Regional Rural Banks (RRBs)	58	16	12	19	11
Co-operative Banks	108	46	18	30	14
TOTAL	197	75	34	63	25
Percentage of Banks		38.0	17.3	32.01	12.7

The State-wise and bank-wise position of recovery percentage to demand of SHG loans as on 31 March 2008 is indicated at Statement VI-A (Commercial Banks), Statement VI-B (RRBs) and Statement VI-C (Co-operative Banks).



3. MICRO FINANCE INSTITUTIONS (MFI) BANK LINKAGE

Micro Finance Institutions (MFIs) are playing an important role of financial intermediaries in microfinance sector. The MFIs operate under various legal forms.

- i. NGO MFIs – Registered under Societies Registration Act 1860 and / or Indian Trust Act 1880
- ii. Co-operative MFIs – Registered under State Co-operative Societies Act or Mutually Aided Co-operative Societies Act (MACS) or Multi-State Co-op. Societies Act, 2002
- iii. NBFC MFIs under Section 25 of Companies Act, 1956 (Not for profit)
- iv. NBFC MFIs incorporated under Companies Act, 1956 & registered with RBI



Following the RBI guidelines to banks in its circular dated 18 February 2000 to all scheduled commercial banks including RRBs, MFIs are availing bulk loans from banks for on-lending to groups and other small borrowers. On the basis of returns received from banks for the year 2007-08, 18 Public Sector Commercial Banks, 9 private sector Commercial Banks, 2 foreign commercial banks, 5 Regional Rural Banks (RRBs) and one State Co-operative Bank have reportedly financed MFIs for on-lending for microfinance activities. The data for NPAs of the bank loans to MFIs were also furnished by the banks for the first time during 2007-08.



During the year 2007-08, the banks financed 518 MFIs with bank loan of Rs.1,970.15 crore as against 334 MFIs with bank loan of Rs.1,151.56 crore during 2006-07 with a growth rate of 55% (No. of MFIs) and 58.4% (Bank Loan disbursed to MFIs). As on 31 March 2008, the outstanding bank loan to 1109 MFIs was Rs.2748.84 crore as against Rs.1584.48 crore to 550 MFIs as on 31 March 2007.

As on 31 March 2008, the progress under MFI-bank Linkage is given in Table - 7.



Table 7 : Bank Loan provided to MFIs – 2006-07 and 2007-08

(Amount Rs. crore)

Agency	Years	Amount of loan disbursed to NGOs/ MFIs		Loan Outstanding against NGOs/ MFIs as on 31 March		Percentage Recovery of loans
		No. of MFIs	Amount	No. of MFIs	Amount	
Commercial Banks (Public and Private)	2006-07	327	1,151.34	541	1,584.27	92 - 100
	2007-08	497	1,968.60	1,072	2,745.24	82 - 100
	<i>% growth</i>	52.0	71.0	98.2	73.3	
Regional Rural Banks (RRBs)	2006-07	7	0.22	8	0.20	90
	2007-08	8	1.51	24	3.58	95.5 - 100
	<i>% growth</i>	14.3	586.4	200.0	1,690.0	
Co-op. Banks	2006-07	0	0	1	0.01	100
	2007-08	13	0.04	13	0.02	NA
	<i>% growth</i>			1,200.0	100.0	
Total	2006-07	334	1,151.56	550	1,584.48	
	2007-08	518	1,970.15	1,109	2,748.84	
	<i>% growth</i>	55.1	71.1	101.6	73.5	

Note: Actual number of MFIs provided with bank loans would be less as several MFIs have availed loans from more than one bank.

Bank-wise details of MFIs financed by banks are furnished in Statement VII.

4. PROMOTIONAL EFFORTS BY NABARD

4.1 NABARD Refinance Support to Banks

NABARD provides refinance support to banks to the extent of 100% of the bank loans disbursed to SHGs. The total refinance disbursed to banks against their loans to SHGs during the year 2007-08 was Rs.1615.50 crore as against Rs.1292.86 crore during the year 2006-07 with a growth rate of 30%.

4.2 Promotional Support - SHG Bank Linkage

i) *Training and Capacity building*

NABARD continued to organize / sponsor training programmes and exposure visits for the benefit of officials of banks, NGOs, SHGs and government agencies to enhance their effectiveness in the field of microfinance. Training supplements and material were supplied to banks and other agencies. Best practices and innovations of partner agencies were widely circulated among State Governments, banks and NGOs. During the year 2007-08, fund support of Rs.6.24 crore was provided for capacity building, exposure



and awareness building as against Rs.5.80 crore during 2006-07. The cumulative fund support as on 31 March 2008 stood at Rs.26.30 crore. During the year, 6,601 training/ capacity building programs were conducted covering 3,71,398 participants. The progress under training & capacity building during the year 2007-08 is given in Table - 8.

Table 8 : Training and Capacity Building Programmes – 2007-08

Sr. No.	Program	No. of Programs conducted	No. of Participants
1	Awareness creation and capacity building programmes organised for SHG members in association with identified resource NGOs, covering participants to inculcate skills for managing thrift and credit	4,121	2,68,870
2	Awareness-cum-refresher programmes conducted for NGOs, including CEOs	141	3,996
3	Training programmes conducted for bankers covering officials of commercial banks, RRBs and Co-operative Banks	517	20,838
4	Exposure visits for bank officials/NGOs to agencies pioneering in Microfinance (MF) initiatives	66	2,754
5	Field visits of Block Level Bankers' Committee (BLBC) members to nearby SHGs	206	4,877
6	Programmes for the elected members of Panchayati Raj Institutions (PRIs) to create awareness among them about the MF initiatives	38	1423
7	Training & exposure programmes for government officials	258	9,706
8	Other training programmes for microfinance sector	704	34,523
9	Micro Enterprises Development Program (MEDP)	428	13,985
10	Training to Micro Enterprise Promoting Agencies (MEPAs)	15	534
11	Meetings and Seminars (Bankers, NGO officials, etc.)	107	9,892
	TOTAL	6,601	3,71,398

The Region/ State-wise position of support provided by NABARD for training and capacity building during the year 2007-08 is given in Statement VIII.

ii) Micro Enterprise Development Programme (MEDP) for skill Development

The programme was launched in March 2006 with the basic objective to enhance the capacities of the members of matured SHGs to take up micro enterprises through appropriate skill upgradation / development in existing or new livelihood activities both in farm and non-farm sectors by way of enriching knowledge of participants on enterprise management, business dynamics and rural markets. It is tailor-made and focused on skill building training programme. The duration of training programme can vary between 3 to 13 days depending upon the objective and nature of training.

During 2007-08, a total 428 Micro Enterprise Development Programmes (MEDPs), both under Farm and Non – farm activities, were conducted across the country with grant support Rs.56.39 lakh covering 13,985 members of the matured SHGs. Main farm and allied activities covered under MEDPs





were bee-keeping, mushroom cultivation, vermi-compost/ organic manure, animal husbandry, horticulture and floriculture, etc. where as predominant non-farm activities taken up under MEDPs were Agarbatti-making, embroidery, bamboo-craft, beauti-parlours and ready made garments, etc.

iii) Grant Support to Partner Agencies for Promotion and Nurturing of SHGs

NABARD has been instrumental in the formation and nurturing of quality SHGs by means of promotional grant support to NGOs, RRBs, DCCBs, Farmers' Clubs and Individual Rural Volunteers and by developing capacity building of various partners, which has brought about excellent results in the promotion and credit linkage of SHGs. Further, increasing number of partner institutions functioning as Self-Help Promoting Institutions (SHPIs) over the years resulted in the expansion of the programme throughout the country. During the year 2007-08, the financial support provided by NABARD to its partner institutions and their progress in SHG promotion / linkage is indicated in Table - 9.



Table 9 : Grant Support to Partner Agencies

<i>Grant Assistance Extended to various Partners under SHG-Bank Linkage Programme</i>									
(Amount Rs. lakh)									
Agency	Sanctions during the Year			Cumulative Sanctions			Cumulative Progress		
	No.	Amount	No. of SHGs	No.	Amount	No. of SHGs	Amount released	SHG formed	SHGs linked
Co-operatives	6	45.70	3,400	83	426.21	44,410	178.49	34,381	19,388
RRBs	1	22.35	1,750	111	368.60	43,790	173.73	51,061	33,850
NGOs	351	1,166.13	40,194	2,007	4,841.42	2,45,276	2,093.08	1,74,890	1,11,828
Farmers' Clubs	—	—	—	—	—	—	60.90	14,023	7,640
IRVs (2023)	14	135.59	7,533	59	483.14	28,643	34.84	6,116	2,655
TOTAL	372	1,369.77	52,877	2,260	6,119.37	3,62,119	2,541.04	2,80,471	1,75,361

The SHPI-wise details of the promotional grant provided by NABARD during the year 2007-08 is given in Statement No. IX-A (NGOs - SHPI), IX-B (RRBs- SHPI), IX-C (Co-op. Banks- SHPI) and IX-D (IRVs- SHPI).



(iv) Pilot Project on SHG Post Office Linkage Programme

The Pilot Project for SHG-Post Office Linkage programme was initially launched in 5 select districts of Tamil Nadu, viz Sivaganga, Pudukottai, Tiruvannamalai, Thanjavur & Tiruvarur with the objective of examining the feasibility of utilising the vast network of Post Offices in rural areas in disbursement of credit to rural poor on agency basis.

The progress under the project has been encouraging. As on date, 2,831 SHGs have opened zero interest savings accounts with select Post Offices in Tamilnadu and 371 SHGs have been credit linked with loan amounting to Rs 88.23 lakh. A Revolving Fund Assistance (RFA) of Rs.5 lakh to Meghalaya for on-lending to 50 SHGs in East Khasi Hills has also been sanctioned.

4.3 Promotional Support - MFI Bank Linkage

NABARD has taken various initiatives to support Micro Finance Institutions (MFIs) to strengthen them as given below :

i. Rating of Micro Finance Institutions (MFIs)

In order to identify, classify and rate Micro Finance Institutions (MFIs) and empower them to function as intermediaries between the lending banks and the clients, NABARD had introduced a scheme for providing financial assistance by way of grant to Commercial Banks, Regional Rural Banks and Co-operative Banks to avail of the services of accredited rating agencies for rating of MFIs.

Banks can avail the services of credit rating agencies viz. CRISIL, M-CRIL, ICRA, CARE and Planet Finance for rating of MFIs and avail financial assistance by way of grant to the extent of 100% of the total professional fees of the credit rating agency, subject to a maximum of Rs.1.00 lakh. The facility is available for the first rating of an MFI with a minimum loan outstanding of Rs.50.00 lakh and maximum loan outstanding Rs.500.00 lakh. The Scheme will be operational upto 31 March 2010.

ii. Capital / Equity Support to Micro Finance Institutions (MFIs)

In view of the announcements made by the Hon'ble Finance Minister in his Union Budget 2005-06, a scheme called "Capital / Equity Support to MFIs from Micro Finance Development and Equity Fund (MFDEF)" was announced under which capital/ equity support to various types of MFIs would be provided by NABARD to enable them to leverage capital / equity for accessing commercial and other funds from banks. This would help MFIs in providing financial services at an affordable cost to the poor. During 2007-08, eight MFIs have been sanctioned Capital support of Rs.625.00 lakh. Thus, a cumulative amount of Rs.925 lakh had been sanctioned under the scheme and an amount of Rs.900.00 lakh had been released so far.

iii. Revolving Fund Assistance (RFA) to MFIs

NABARD provides loan funds in the form of Revolving Fund Assistance (RFA), on a very selective basis to MFIs. The RFA provided to these agencies is necessarily to be used for on-lending to SHGs or



individuals and the amount is to be repaid along with the service charge within a stipulated period of 5 to 6 years. This enables them to build a 'credit history', which would help them to access credit facilities through the regular banking channels. During 2007-08, RFA of Rs.806.00 lakh was sanctioned - FWWB (Rs.500 lakh), GRISERV (Rs.25.00 lakh), RBAN (Rs.10.00 lakh), SKDRDP (Rs.200.00 lakh), additional sanction to Post Office, Tamil Nadu (Rs.66.00 lakh), Post Office Shillong (Rs.5.00 lakh). Cumulatively, RFA of Rs 3638.00 lakh was sanctioned to 35 agencies and an amount of Rs.2598.94 lakh has been released against which an amount of Rs.749.96 lakh stands outstanding. The details of agencies having outstanding RFA under MFDEF account are given in Table - 10.

Table 10 : Agencies having outstanding RFA as on 31 March 2008

(Amount Rs. lakh)

Sr. No.	Name of the Agency	Legal form	RFA as on 31.3.08		
			Sanctioned*	Disbursed	Outstanding
1	Rashtriya Gramin Vikas Nidhi, Guwahati, Assam	Society	140.00	140.00	90.00
2	Friends of Womens World Bank (FWWB), Ahemadabad, Gujarat	Trust	1,750.00	1,416.00	443.50
3	Kalanjiam Development Financial Services, Tamil Nadu	Section 25 Company	100.00	100.00	25.00
4	Sanghamitra Rural Financial Services, Mysore, Karnataka	Section 25 Company	251.00	251.00	7.00
5	Post Office, Tamil Nadu	---	100.00	70.09	70.09
6	WEDA, Manipur	---	15.10	15.10	4.37
7	RBAN, Nagaland		14.00	14.00	10.00
8	SKDRDP, Dharmasthala		200.00	100.00	100.00
	TOTAL		2,570.10	2,106.19	749.96

* Sanction includes amount sanctioned from erstwhile Credit Financial Services Fund (CFSF) and MFDEF. However, the entire outstanding refers to RFA provided under MFDEF.





Challenging Tasks Ahead....

- 60 per cent of India's 1.12 billion population live in rural areas

- NABARD Continues to**
- **Ensure Reaching the Unbanked Poor to the Formal Banking System**
 - **Include Financially Excluded**
 - **Touch the Lives of Poor**

NABARD
Committed to Rural Prosperity





STATEMENTS



STATEMENT – I - A

Progress under Microfinance - Savings of SHGs with Banks Agency-wise Position as on 31 March 2008

(Amount in Rs. Lakh)

Name of the Agency	Total Savings of SHGs in the Banks as on 31 March 2008		Out of Total - under SGSY & other sponsored schemes		Out of Total - Exclusive Women SHGs	
	No. of SHGs	Amount of Savings	No. of SHGs	Amount of Savings	No. of SHGs	Amount of Savings
Commercial Banks	28,10,750	2,07,773.45	7,65,775	52,702.07	22,38,228	1,71,186.85
Regional Rural Banks	13,86,838	1,16,648.83	3,57,004	21,083.45	11,79,138	1,02,942.46
Co-operative Banks	8,12,206	54,116.67	80,291	7,165.71	5,68,727	36,735.83
Total	50,09,994	3,78,538.94	12,03,070	80,951.23	39,86,093	3,10,865.13

STATEMENT – I - B

Progress under Microfinance - Bank Loans disbursed to SHGs Agency-wise Progress during the year 2007-08

(Amount in Rs. Lakh)

Name of the Agency	SHGs loans disbursed by Banks during the year 2007-08		Out of Total - under SGSY & other sponsored schemes		Out of Total - Exclusive Women SHGs	
	No. of SHGs	Amount of Loan	No. of SHGs	Amount of Loan	No. of SHGs	Amount of Loan
Commercial Banks	7,35,119	5,40,390.35	1,60,674	1,10,370.27	6,17,860	4,72,128.54
Regional Rural Banks	3,27,650	2,65,184.14	64,678	59,770.54	3,09,691	2,20,470.25
Co-operative Banks	1,65,001	79,351.75	21,297	15,633.15	1,13,445	54,826.80
Total	12,27,770	8,84,926.24	2,46,649	1,85,773.96	10,40,996	7,47,425.59

STATEMENT – I - C

Progress under Microfinance - Bank Loans Outstanding against SHGs Agency-wise Position as on 31 March 2008

(Amount in Rs. Lakh)

Name of the Agency	Total Outstanding Loans of SHGs as on 31 March 2008		Out of Total - under SGSY & other sponsored schemes		Out of Total - Exclusive Women SHGs	
	No. of SHGs	Amount of O/S Loans	No. of SHGs	Amount of O/S Loans	No. of SHGs	Amount of O/S Loans
Commercial Banks	23,78,847	11,47,546.99	6,38,283	3,22,592.29	19,87,385	9,30,025.16
Regional Rural Banks	8,75,716	4,42,104.54	2,23,191	1,33,233.25	6,59,010	3,25,834.49
Co-operative Banks	3,71,378	1,10,339.13	55,504	25,861.90	2,70,864	77,641.13
Total	36,25,941	16,99,990.66	9,16,978	4,81,687.44	29,17,259	13,33,560.78

Note: 1 lakh = 0.1 million



STATEMENT – I - D

Progress under Microfinance - Non-performing Assets (NPAs) for Bank Loan to SHGs Agency-wise Position as on 31 March 2008

(Amount in Rs. Lakh)

Name of the Agency	Non-Performing Assets (NPAs) of Bank Loans to Total SHGs			Out of Total - NPAs of Bank Loans under SGSY & other sponsored schemes		
	Outstanding Bank Loans*	Amount of Gross NPAs	Percentage NPAs of the O/S bank loan	Outstanding Bank Loans	Amount of Gross NPAs	Percentage NPAs of the O/S bank loan
Commercial Banks	10,19,214.27	21,370.74	2.10	2,70,921.21	10,064.90	3.72
Regional Rural Banks	3,87,047.64	17,326.65	4.48	96,209.81	10,658.75	11.08
Co-operative Banks	74,686.01	3,594.89	4.81	18,584.94	1,355.68	7.30
Total	14,80,947.92	42,292.28	2.86	3,85,715.06	22,079.33	5.72

*Note : Outstanding loans included only for those banks which reported NPA figures

STATEMENT – I - E

Bank Loans provided to MFIs - 2007-08 Agency-wise Position as on 31 March 2008

(Amount in Rs. Lakh)

Name of the Agency	Loans disbursed by Banks to MFIs during year 2007-08		Outstanding Bank Loans against MFIs as on 31 March 2008	
	No. of MFIs	Amount	No. of MFIs	Amount
Commercial Banks	497	1,96,859.60	1,072	2,74,523.80
Regional Rural Banks	8	151.16	24	358.15
Co-operative Banks	13	4.12	13	2.31
Total	518	1,97,014.88	1,109	2,74,884.26

Note : The actual no. of MFIs would be less as some MFIs have availed loan from more than one bank



STATEMENT – II - A

Progress under Microfinance – Savings of SHGs with Banks Region-wise / State-wise – Agency-wise Position as on 31 March 2008

(Amount in Rs. Lakh)

Sl. No.	Region/State	Commercial Banks		Regional Rural Banks		Co-operative Banks		Total	
		No. of SHGs	Savings Amount	No. of SHGs	Savings Amount	No. of SHGs	Savings Amount	No. of SHGs	Savings Amount
A Northern Region									
1	Haryana	12302	584.17	10372	738.60	896	42.38	23570	1365.15
2	Himachal Pradesh	26762	2213.32	4369	401.28	7,460	207.61	38591	2822.21
3	Punjab	23508	2465.64	2210	105.64	0	0.00	25718	2571.28
4	Jammu & Kashmir	1852	158.39	163	11.40	593	19.78	2608	189.57
5	Rajasthan	74665	3202.50	5139	175.77	31,444	1844.75	111248	5223.02
6	New Delhi	6431	596.46	0	0.00	0	0.00	6431	596.46
	SUBTOTAL	145520	9220.48	22253	1432.69	40,393	2114.52	208166	12767.69
B North Eastern Region									
7	Arunachal Pradesh	1256	18.94	553	31.39	192	3.00	2001	53.33
8	Assam	51682	2812.51	85941	2177.75	12,096	809.80	149719	5800.06
9	Manipur	3449	213.17	4496	154.78			7945	367.95
10	Meghalaya	11368	167.50	1868	97.07	963	45.32	14199	309.89
11	Mizoram	2690	31.00	1506	752.03	29	9.93	4225	792.96
12	Nagaland	2204	82.18	152	1.39	1,049	35.51	3405	119.08
13	Sikkim	1357	54.73	290	6.03			1647	60.76
14	Tripura	5012	244.76	13435	828.45	1,457	55.94	19904	1129.15
	SUBTOTAL	79018	3624.79	107951	4042.86	16,076	965.53	203045	8633.18
C Eastern Region									
15	Bihar	60136	2568.61	35733	1994.28	0	0.00	95869	4562.89
16	Jharkhand	40818	2948.53	21874	518.04	0	0.00	62692	3466.57
17	Orissa	179957	11642.16	149090	10918.71	62,493	3433.57	391540	25994.44
18	West Bengal	237082	10925.89	129718	25938.52	155,401	9684.78	522201	46549.19
19	A & N Islands (UT)	237	9.03			1,505	17.53	1742	26.56
	SUBTOTAL	518229	28094.22	336415	39369.55	219,399	13135.88	1074043	80599.65
D Central Region									
20	Chattisgarh	33793	869.88	47448	1491.03	52,454	881.40	133695	3242.31
21	Madhya Pradesh	82152	5684.46	52718	2899.17	15,975	619.72	150845	9203.35
22	Uttar Pradesh	143749	10810.96	184356	8759.07	2,174	204.44	330279	19774.47
23	Uttarakhand	17694	644.75	6330	332.97	6,054	333.16	30078	1310.88
	SUBTOTAL	277387	18010.05	290852	13482.24	76,657	2038.72	644896	33531.01
E Western Region									
24	Goa	40480	2758.37	0	0.00	1,276	148.12	41756	2906.49
25	Gujarat	213572	19124.63	30722	1500.57	16,619	1376.31	260913	22001.51
26	Maharashtra	4030	599.59	41156	2838.81	124,879	4716.83	170065	8155.23
	SUBTOTAL	258082	22482.59	71878	4339.38	142,774	6241.26	472734	33063.23
F Southern Region									
27	Andhra Pradesh	667081	63283.51	315200	33055.80	24,790	785.95	1007071	97125.26
28	Karnataka	195345	10523.63	148137	12307.83	140,894	16017.61	484376	38849.06
29	Kerala	218783	12695.50	25127	4906.94	53,112	4728.57	297022	22331.01
30	Tamil Nadu & UT. of Pondicherry	451305	39838.69	69025	3711.54	98,111	8088.63	618441	51638.86
	SUBTOTAL	1532514	126341.33	557489	53982.11	316,907	29620.76	2406910	209944.20
	GRAND TOTAL	2810750	207773.45	1386838	116648.83	812,206	54116.67	5009794	378538.94



STATEMENT – II - B

Progress under Microfinance – Bank Loan disbursed to SHGs Region-wise / State-wise – Agency-wise Position during the year 2007-08

(Amount in Rs. Lakh)

Sl. No.	Region/State	Commercial Banks		Regional Rural Banks		Co-operative Banks		Total	
		No. of SHGs	Bank Loan	No. of SHGs	Bank Loan	No. of SHGs	Bank Loan	No. of SHGs	Bank Loan
A Northern Region									
1	Haryana	1118	1640.20	1251	842.54	213	131.15	2582	2613.89
2	Himachal Pradesh	2532	2382.86	1138	1188.13	627	545.59	4297	4116.59
3	Punjab	1387	1143.72	381	346.77	345	224.52	2113	1715.01
4	Jammu & Kashmir	327	103.40	26	9.22	117	67.64	470	180.26
5	Rajasthan	9106	5291.89	1163	384.35	11622	4492.11	21891	10168.35
6	New Delhi	2327	352.47					2327	352.47
	SUBTOTAL	16797	10914.54	3959	2771.01	12924	5461.01	33680	19146.56
B North Eastern Region									
7	Arunachal Pradesh	1449	1000.50	10	3.50	0	0.00	1459	1004.00
8	Assam	8443	3958.45	11327	4068.83	548	841.82	20318	8869.10
9	Manipur	404	173.00	174	74.50			578	247.50
10	Meghalaya	1784	1224.00	270	109.30	89	29.66	2143	1362.96
11	Mizoram	147	39.21	626	852.47	2	2.25	775	893.93
12	Nagaland	443	357.00	0	0.00	100	30.76	543	387.76
13	Sikkim	647	433.00			21	6.83	668	439.83
14	Tripura	665	195.00	1856	1292.43	114	178.62	2635	1666.05
	SUBTOTAL	13982	7380.17	14263	6401.03	874	1089.94	29119	14871.14
C Eastern Region									
15	Bihar	7919	6739.99	10197	7093.65	0	0.00	18116	13833.64
16	Jharkhand	9338	4129.06	1946	1010.98			11284	5140.04
17	Orissa	63826	35664.03	33255	18077.25	6463	2962.81	103544	56704.09
18	West Bengal	19842	5095.04	14251	4893.40	18465	12547.20	52558	22535.64
19	A & N Islands (UT)	39306	6295.49			129	75.45	39435	6370.94
	SUBTOTAL	140231	57923.60	59649	31075.28	25057	15585.46	224937	104584.34
D Central Region									
20	Chattisgarh	5635	3971.26	3101	2463.72	9648	741.02	18384	7176.00
21	Madhya Pradesh	4661	3586.32	7927	3580.53	296	312.40	12884	7479.25
22	Uttar Pradesh	1626	1787.36	19852	14258.75	1616	595.52	23094	16641.63
23	Uttarakhand	16721	15794.79	816	786.95	849	917.98	18386	17499.72
	SUBTOTAL	28642	25139.73	31696	21089.95	12409	2566.92	72747	48796.60
E Western Region									
24	Goa	9880	6306.79			572	527.95	10452	6834.74
25	Gujarat	38030	16904.17	1236	587.90	2291	1554.06	41557	19046.13
26	Maharashtra	1665	874.05	12294	10170.99	24473	5403.24	38432	16448.28
	SUBTOTAL	49575	24085.01	13530	10758.89	27336	7485.25	90441	42329.15
F Southern Region									
27	Andhra Pradesh	250205	247099.46	146343	136963.84	9838	3912.79	406386	387976.09
28	Karnataka	47982	38187.90	40852	38621.40	23406	16315.36	112240	93124.66
29	Kerala	51956	35465.23	3892	3283.19	20736	7864.02	76584	46612.44
30	Tamil Nadu & UT. of Pondicherry	135750	94194.70	13466	14219.55	32421	19071.00	181637	127485.25
	SUBTOTAL	485893	414947.29	204553	193087.98	86401	47163.17	776847	655198.44
	GRAND TOTAL	735119	540390.35	327650	265184.14	165001	79351.75	1227770	884926.24



STATEMENT – II - C

Progress under Microfinance – Bank Loans Outstanding against SHGs Region-wise / State-wise – Agency-wise Position as on 31 March 2008

(Amount in Rs. Lakh)

Sl. No.	Region/State	Commercial Banks		Regional Rural Banks		Co-operative Banks		Total	
		No. of SHGs	Bank Loan	No. of SHGs	Bank Loan	No. of SHGs	Bank Loan	No. of SHGs	Bank Loan
A Northern Region									
1	Haryana	9002	8812.75	1670	1582.11	295	347.21	10967	10742.07
2	Himachal Pradesh	26222	9494.78	6559	2358.33	3201	756.41	35982	12609.52
3	Punjab	6268	4005.19	1460	903.27	0	474.52	7728	5382.98
4	Jammu & Kashmir	1944	2052.73	163	28.61	300	164.33	2407	2245.67
5	Rajasthan	40208	15395.73	12369	3732.51	20022	5876.21	72599	25004.45
6	New Delhi	5100	598.13					5100	598.13
	SUBTOTAL	88744	40359.30	22221	8604.83	23818	7618.68	134783	56582.81
B North Eastern Region									
7	Arunachal Pradesh	4089	1621.26	114	41.24	192	1.79	4395	1664.29
8	Assam	40771	15292.71	30412	7755.55	4222	1176.11	75405	24224.37
9	Manipur	6632	2285.40	1673	271.22	—	—	8305	2556.62
10	Meghalaya	2988	1442.62	1030	399.81	350	79.43	4368	1921.86
11	Mizoram	843	171.81	1933	1189.09	2	2.25	2778	1363.15
12	Nagaland	992	559.03	18	39.15	151	36.49	1161	634.67
13	Sikkim	1941	1155.84			31	14.13	1972	1169.97
14	Tripura	1642	407.44	3065	1282.40	333	338.35	5040	2028.19
	SUBTOTAL	59898	22936.10	38245	10978.46	5281	1648.55	103424	35563.11
C Eastern Region									
15	Bihar	40667	25470.08	33083	13084.95	0	0.00	73750	38555.03
16	Jharkhand	39777	13255.21	17473	2962.98			57250	16218.19
17	Orissa	141457	70676.88	106943	41902.57	34802	9127.90	283202	121707.35
18	West Bengal	165120	38393.91	75123	32533.79	98182	20355.21	338425	91282.91
19	A & N Islands (UT)	153	25.16			268	79.66	421	104.82
	SUBTOTAL	387174	147821.24	232622	90484.29	133252	29562.77	753048	267868.30
D Central Region									
20	Chattisgarh	38575	23184.68	14172	4313.30	8720	3363.42	61467	30861.40
21	Madhya Pradesh	21941	8329.47	30565	10099.83	1101	658.93	53607	19088.23
22	Uttar Pradesh	14605	6410.92	100072	54157.96	1277	643.67	115954	61212.55
23	Uttarakhand	87569	76804.70	4035	2429.31	4132	3147.03	95736	82381.04
	SUBTOTAL	162689	114729.77	148844	71000.40	15230	7813.04	326763	193543.22
E Western Region									
24	Goa	27079	9517.03			604	428.09	27683	9945.12
25	Gujarat	340008	88848.41	3828	1508.26	1223	999.50	345059	91356.17
26	Maharashtra	3995	1772.87	19568	6294.32	50245	6987.41	73808	15054.60
	SUBTOTAL	371082	100138.32	23396	7802.58	52072	8415.00	446550	116355.90
F Southern Region									
27	Andhra Pradesh	554194	374044.39	242089	159552.47	11920	4972.81	808203	538569.68
28	Karnataka	72968	63094.22	117147	60400.98	41518	15462.53	231633	138957.73
29	Kerala	311773	63238.62	9795	6410.90	19662	11324.79	341230	80974.31
30	Tamil Nadu & UT. of Pondicherry	370325	221185.02	41357	26869.63	68625	23520.95	480307	271575.60
	SUBTOTAL	1309260	721562.25	410388	253233.98	141725	55281.08	1861373	1030077.32
	GRAND TOTAL	2378847	1147546.99	875716	442104.54	371378	110339.13	3625941	1699990.66



STATEMENT – II - D

Progress under Microfinance – Non-Performing Assets (NPAs) for Bank Loans to SHGs Region-wise / State-wise – Agency-wise Position as on 31 March 2008

(Amount in Rs. Lakh)

Sl. No.	Region/State	Commercial Banks (CBs)				Regional Rural Banks		Co-operative Banks	
		Public Sector CBs		Private Sector CBs		Amount of Gross NPAs	%age NPAs of outstanding bank loan to SHGs	Amount of Gross NPAs	%age NPAs of outstanding bank loan to SHGs
		Amount of Gross NPAs	%age NPAs of outstanding bank loan to SHGs	Amount of Gross NPAs	%age NPAs of outstanding bank loan to SHGs				
A Northern Region									
1	Haryana	202.87	2.4%	0.00	0.0%	7.50	0.66%	51.17	14.87%
2	Himachal Pradesh	96.23	1.6%	0.00	0.0%	0.46	0.02%	0.07	0.05%
3	Punjab	110.04	6.5%	N.A.		0.00	0.00%	28.74	6.06%
4	Jammu & Kashmir	122.05	6.2%	N.A.		9.34	32.65%	2.88	2.33%
5	Rajasthan	172.57	2.0%	0.00	0.0%	255.52	7.63%	286.54	5.54%
6	New Delhi	0.59	0.2%	N.A.					
	SUBTOTAL	704.35	2.6%	0.00	0.0%	272.82	3.51%	369.40	5.92%
B North Eastern Region									
7	Arunachal Pradesh	52.78	13.0%	N.A.		8.25	20.00%	1.61	89.94%
8	Assam	1128.16	11.4%	N.A.		N.A.			
9	Manipur	203.12	16.1%	N.A.		N.A.			
10	Meghalaya	85.29	3.8%	N.A.		98.26	24.58%	9.65	12.15%
11	Mizoram	36.48	6.5%	N.A.		N.A.		0.00	0.00%
12	Nagaland	94.18	6.5%	N.A.		3.81	9.73%	3.54	9.70%
13	Sikkim	12.78	7.4%	N.A.		N.A.			
14	Tripura	101.94	8.8%	N.A.		0.00	0.00%	0.00	0.00%
	SUBTOTAL	1714.73	10.0%			110.32	6.26%	14.80	3.23%
C Eastern Region									
15	Bihar	890.29	4.7%	0.00	0.0%	488.48	3.73%		
16	Jharkhand	502.40	4.0%	0.00	0.0%	227.45	7.68%		
17	Orissa	771.56	1.2%	0.00	0.0%	1687.99	4.53%	315.19	3.47%
18	West Bengal	218.56	0.9%		N.A.		N.A.	98.78	11.51%
19	A & N Islands (UT)	2.98	11.8%	N.A.					
	SUBTOTAL	2385.79	2.0%	0.00	0.0%	2403.92	4.51%	413.97	4.17%
D Central Region									
20	Chattisgarh	155.59	2.0%	N.A.		1.00	0.16%	12.65	0.39%
21	Madhya Pradesh	1471.22	9.1%	0.00	0.0%	467.88	7.39%	181.25	28.06%
22	Uttar Pradesh	1458.79	2.4%	0.00	0.0%	10366.74	19.14%	0.00	0.00%
23	Uttarakhand	100.09	2.1%	0.04	0.0%	292.68	12.05%	117.20	7.68%
	SUBTOTAL	3185.69	3.6%	0.04	0.01%	11128.30	17.52%	311.10	5.59%
E Western Region									
24	Goa	1.02	0.1%	N.A.		N.A.			
25	Gujarat	44.41	0.6%	N.A.		92.00	6.10%	50.20	6.75%
26	Maharashtra	2460.79	3.6%	638.72	3.6%	295.57	4.70%	162.73	2.97%
	SUBTOTAL	2506.22	3.2%	638.72	3.6%	387.57	4.97%	212.93	3.42%
F Southern Region									
27	Andhra Pradesh	2452.32	0.7%	0.00	0.0%	1882.46	1.18%	298.46	6.13%
28	Karnataka	4098.56	6.8%	0.00	0.0%	349.33	0.58%	162.26	1.21%
29	Kerala	373.26	1.0%	13.80	0.4%	50.15	0.78%	288.21	2.66%
30	Tamil Nadu & UT. Pondicherry	3278.10	1.9%	19.16	0.1%	741.78	2.76%	1523.76	8.89%
	SUBTOTAL	10202.24	1.6%	32.96	0.11%	3023.72	1.20%	2272.69	4.91%
	GRAND TOTAL	20699.02	2.1%	671.72	1.2%	17326.65	4.48%	3594.89	4.81%



STATEMENT – III - A

Progress under Microfinance - Savings of SHGs with Banks as on 31 March 2008 Public Sector Commercial Banks (CBs)

(Amount Rs. Lakh)

Sl. No.	Name of the Bank	Total Savings of SHGs in the Bank			Out of Total - under SGSY & other sponsored schemes			Out of Total SHGs – Exclusive Women SHGs		
		No. of SHGs	Number of Members	Amount of Savings	No. of SHGs	Number of Members	Amount of Savings	No. of SHGs	Number of Members	Amount of Savings
NORTHERN REGION										
Haryana										
1	Allahabad Bank	34	612	0.07	34	612	0.07	7	108	0.03
2	Bank of Baroda	66	671	7.39	16	165	1.32	53	536	7.02
3	Bank of India	66	418.2	0.67	31	199.8	0.21	37	256	0.27
4	Canara Bank	196	3480	5.24	174	3140	4.47	184	3156	4.27
5	Central Bank of India	406	4295	21.49	406	4295	21.49	291	2873	13.47
6	Dena Bank	15	N.A.	3.35	15	N.A.	3.35	5	N.A.	1.12
7	Oriental Bank of Commerce	422	4112	11.91	199	2031	4.87	309	2948	6.10
8	Punjab National Bank	7541	N.A.	350.20	3612	N.A.	210.17	4832	N.A.	272.40
9	Punjab & Sind Bank	360	3602	37.81	310	3102	31.88	234	2342	23.98
10	State Bank of India	2194	21279	63.58	1482	14852	44.26	1060	10835	25.89
11	State Bank of Patiala	406	5052	42.42	358	3960	15.01	370	4733	32.12
12	Syndicate Bank	145	1582	15.98	59	649	4.22	102	1110	14.60
13	Union Bank of India	354	3610.8	21.68	315	3213	21.70	291	2968	15.61
14	Vijaya Bank	10	110	0.44	3	32	0.16	6	64	0.24
Sub Total		12215		582.23	7014		363.18	7781		417.12
Himachal Pradesh										
1	Allahabad Bank	17	306	0.03	17	306	0.03	4	54	0.01
2	Bank of Baroda	13	134	1.72	2	20	0.05	11	111	1.64
3	Bank of India	44	278.8	0.45	21	133.2	0.14	24	171	0.18
4	Canara Bank	96	1356	1.18	48	759	0.84	90	1186	1.09
5	Central Bank of India	273	2508	30.12	222	2225	24.70	233	2365	16.45
6	Oriental Bank of Commerce	89	800	5.38	25	250	2.89	85	760	5.26
7	Punjab National Bank	15532	N.A.	1708.30	2136	N.A.	174.97	12121	N.A.	981.15
8	State Bank of India	8428	89336	277.03	816	8230	8.64	6136	62542	162.23
9	State Bank of Patiala	1204	14673	63.56	159	1818	8.20	910	100	52.73
10	UCO Bank	772	7940	121.48	680	6948	95.18	625	6426	87.18
11	Union Bank of India	104	1060.8	4.07	66	673.2	3.15	90	918	3.69
Sub Total		26572		2213.32	4192		318.80	20329		1311.61
Punjab										
1	Allahabad Bank	331	4176	8.978	331	4176	8.978	304	3672	8.938
2	Bank of Baroda	256	2573	62.8	22	222	0.56	243	2443	58.65
3	Bank of India	90	90	0.90	90	90	0.90	90	90	0.90
4	Bank of Maharashtra	2	22	0.05	2	22	0.05	2	22	0.05
5	Canara Bank	571	5890	96.58	208	2202	41.96	167	1877	25.70
6	Central Bank of India	278	2800	28.12	278	2800	28.12	208	2122	18.98
7	Corporation Bank	39	555	3.53	0	0	0.00	39	555	3.53
8	Indian Overseas Bank	13433	188196	752.79	12687	177618	461.81	13164	185486	723.39
9	Oriental Bank of Commerce	847	6569	29.86	247	2241	12.79	634	5009	23.23
10	Punjab National Bank	3619	N.A.	358.16	2273	N.A.	152.88	1572	N.A.	112.58
11	Punjab & Sind Bank	1284	13729	108.16	794	8129	67.27	871	8932	68.53
12	State Bank of India	1569	16228	53.20	361	3777	25.66	1180	12133	42.07
13	State Bank of Patiala	590	6675	33.46	360	4248	12.36	480	6376	26.70
14	Syndicate Bank	160	1688	8.28	100	1046	6.57	138	1468	7.08
15	UCO Bank	239	2711	915.71	103	1253	230.90	239	2711	915.71
16	Union Bank of India	199	2029.8	5.06	8	81.6	0.35	161	1642	4.01
17	Vijaya Bank	1	10	0.00	0	0	0.00	1	10	0.00
Sub Total		23508		2465.64	17864		1051.16	19493		2040.05

NA : Not reported / Not available



STATEMENT – III - A (Contd.)

(Amount Rs. Lakh)

Sl. No.	Name of the Bank	Total Savings of SHGs in the Bank			Out of Total - under SGSY & other sponsored schemes			Out of Total SHGs – Exclusive Women SHGs		
		No. of SHGs	Number of Members	Amount of Savings	No. of SHGs	Number of Members	Amount of Savings	No. of SHGs	Number of Members	Amount of Savings
Jammu & Kashmir										
1	Bank of Baroda	21	214	0.22	0	0	0.00	16	163	0.18
2	Bank of India	30	1180	8.03	26	1135	7.84	22	1090	7.71
3	Central Bank of India	19	180	1.90	19	180	1.90	14	145	1.20
4	Punjab National Bank	628	N.A.	41.60	628	N.A.	41.60	364	N.A.	23.10
5	State Bank of India	1154	11540	106.64	121	1210	16.78	962	9642	97.14
	Sub Total	1852		158.39	794		68.12	1378		129.33
Rajasthan										
1	Allahabad Bank	14	140	1.20	14	140	1.20	4	42	0.70
2	Bank of Baroda	13143	136048	689.96	1269	14544	40.25	7625	86100	237.41
3	Bank of India	475	4740	21.90	150	1500	12.39	418	4180	18.89
4	Canara Bank	79	790	0.92	1	10	0.05	79	790	0.92
5	Central Bank of India	1832	18320	117.52	685	6850	33.27	1742	17420	111.74
6	Dena Bank	30	N.A.	6.70	30	N.A.	6.70	13	N.A.	2.90
7	Indian Overseas Bank	1097	15368	61.48	1092	15386	40.00	1084	15174	59.18
8	Oriental Bank of Commerce	1314	6570	155.08	0	0	0.00	1172	5860	100.22
9	Punjab National Bank	13755	N.A.	512.07	810	N.A.	102.32	11097	N.A.	375.36
10	Punjab & Sind Bank	137	1370	6.79	137	1370	6.79	137	1370	6.79
11	State Bank of Bikaner & Jaipur	27871	362323	139.35	4076	48912	20.38	24476	318188	122.38
12	State Bank of India	9496	104462	340.89	6	64	0.07	7878	86659	312.07
13	UCO Bank	2221	23198	985.37	396	3961	150.47	2039	22106	893.84
14	Union Bank of India	1149	11719.8	60.67	82	836.4	6.21	1032	10526	45.17
15	Vijaya Bank	18	180	2.50	0	0	0.00	18	180	2.50
	Sub Total	72631		3102.40	8748		420.10	58814		2290.07
New Delhi										
1	Allahabad Bank	13	240	3.00	0	0	0.00	13	240	3.00
2	Bank of Baroda	225	2127	66.90	0	0	0.00	208	1975	51.81
3	Bank of India	33	380	2.12	0	0	0.00	33	380	2.12
4	Bank of Maharashtra	23	232	0.34	3	32	0.08	22	222	0.32
5	Central Bank of India	8	80	0.20	0	0	0.00	8	80	0.20
6	Indian Bank	4788	57456	478.80	25	300	2.50	4452	53424	445.20
7	Punjab National Bank	511	N.A.	24.67	73	N.A.	3.01	440	N.A.	28.16
8	Punjab & Sind Bank	9	177	0.26	0	0	0.00	9	177	0.26
9	State Bank of India	787	9444	20.17	37	370	1.26	216	2340	3.10
10	Union Bank of India	34	346.8	0.00	0	0	0.00	33	337	0.00
	Sub Total	6431		596.46	138		6.85	5434		534.17
	Total-Northern Region	143209		9118.4367	38750		2228.2065	113229		6722.3461
NORTH EASTERN REGION										
Assam										
1	Allahabad Bank	2980	29965.5	645.84	2181	21912	578.20	984	10011	314.95
2	Bank of Baroda	541	2410	94.18	140	1400	60.29	127	1210	36.74
3	Bank of India	240	2874	8.28	217	2381.5	7.82	184	2021	7.29
4	Canara Bank	481	5562	12.70	235	2355	6.52	216	2160	6.25
5	Central Bank of India	3333	36663	598.00	2055	22204	308.00	1909	21457	379.00
6	Dena Bank	16	N.A.	2.13	16	N.A.	2.13	16	N.A.	2.13
7	Indian Bank	203	3045	14.21	4	60	0.12	189	2835	13.21
8	Indian Overseas Bank	2218	31074	124.30	2210	31580	82.11	2191	30679	119.65
9	Oriental Bank of Commerce	29	164	0.21	6	60	0.04	26	84	0.20

NA : Not reported / Not available



STATEMENT – III - A (Contd.)

(Amount Rs. Lakh)

Sl. No.	Name of the Bank	Total Savings of SHGs in the Bank			Out of Total - under SGSY & other sponsored schemes			Out of Total SHGs – Exclusive Women SHGs		
		No. of SHGs	Number of Members	Amount of Savings	No. of SHGs	Number of Members	Amount of Savings	No. of SHGs	Number of Members	Amount of Savings
10	Punjab National Bank	12856	N.A.	274.48	10051	N.A.	219.39	4850	N.A.	129.86
11	State Bank of India	14583	187192	123.63	6452	76920	65.48	8448	105070	83.28
12	Syndicate Bank	111	1110	10.23	111	1110	10.23	63	630	8.10
13	UCO Bank	6115	56692	124.08	4965	38921	88.38	5130	21820	51.25
14	Union Bank of India	1722	17564.4	81.84	0	0	0.00	978	9976	8.43
15	United Bank of India	6174	72870	697.51	3750	45000	166.20	3654	41911	396.71
16	Vijaya Bank	80	663	0.89	80	663	0.89	2	20	0.01
	Sub Total	51682		2812.505	32473		1595.799	28967		1557.051
Meghalaya										
1	Bank of Baroda	10	100	1.83	1	10	0.25	0	0	0.00
2	Central Bank of India	43	442	23.00	21	231	18.00	35	325	15.00
3	Punjab National Bank	100	N.A.	12.35	88	N.A.	10.02	49	N.A.	5.65
4	State Bank of India	11179	163240	128.32	9980	142670	111.30	8496	123736	99.82
5	Union Bank of India	36	367.2	2.00	0	0	0.00	31	316	1.01
	Sub Total	11368		167.50	10090		139.57	8611		121.48
Nagaland										
1	Allahabad Bank	151	1507.5	9.16	67	668	3.34	10	99	0.50
2	Bank of Baroda	47	470	26.88	31	310	1.55	26	260	16.28
3	Central Bank of India	87	891	22.00	53	538	15.00	47	474	13.00
4	State Bank of India	1910	21850	24.10	1230	13820	13.20	870	11870	11.20
5	Vijaya Bank	9	42	0.04	9	42	0.04	0	0	0.00
	Sub Total	2204		82.18	1390		33.13	953		40.98
Tripura										
1	Central Bank of India	81	896	22.00	71	772	20.00	30	363	5.00
2	State Bank of India	2984	35696	90.02	2104	24600	67.82	1610	19004	58.40
3	United Bank of India	1947	21417	132.74	284	3408	12.15	535	6420	60.65
	Sub Total	5012		244.76	2459		99.97	2175		124.05
Arunachal Pradesh										
1	Central Bank of India	44	516	3.00	30	320	1.00	24	294	1.00
2	State Bank of India	1210	14444	15.93	1072	12660	93.64	854	10270	32.76
3	Vijaya Bank	2	16	0.01	2	16	0.01	0	0	0.00
	Sub Total	1256		18.94	1104		94.65	878		33.76
Mizoram										
1	State Bank of India	2690	29700	31.00	2082	28430	25.30	1160	19876	12.30
Manipur										
1	Bank of Baroda	550	1660	36.09	0	0	0.00	47	470	9.35
2	Central Bank of India	33	342	2.00	33	342	2.00	20	210	1.00
3	Punjab National Bank	98	N.A.	6.08	59	N.A.	2.26	39	N.A.	1.99
4	State Bank of India	2768	40018	169.00	1240	16820	89.36	1930	24840	126.54
	Sub Total	3449		213.17	1332		93.62	2036		138.88
Sikkim										
1	Central Bank of India	696	7656	35.04	482	5302	24.10	549	6039	26.63
2	State Bank of India	661	8261	19.69	535	6682	15.96	531	6631	13.71
	Sub Total	1357		54.73	1017		40.06	1080		40.34
	Total-North Eastern Region	79018		3624.79	51947		2122.10	45860		2068.84

NA : Not reported / Not available



STATEMENT – III - A (Contd.)

(Amount Rs. Lakh)

Sl. No.	Name of the Bank	Total Savings of SHGs in the Bank			Out of Total - under SGSY & other sponsored schemes			Out of Total SHGs – Exclusive Women SHGs		
		No. of SHGs	Number of Members	Amount of Savings	No. of SHGs	Number of Members	Amount of Savings	No. of SHGs	Number of Members	Amount of Savings
EASTERN REGION										
Bihar										
1	Allahabad Bank	3416	52043	109.88	1897	26628	53.15	641	9334	18.18
2	Bank of Baroda	903	10080	23.00	598	5980	23.00	576	5760	23.00
3	Bank of India	2863	36296	78.47	2342	26981	62.45	1581	12771	28.27
4	Canara Bank	1524	16793	14.39	617	6698	8.57	978	10358	11.42
5	Central Bank of India	3838	38410	95.00	3324	33270	84.00	2793	27930	73.00
6	Indian Bank	356	5340	35.60	23	345	2.30	303	4545	30.30
7	Indian Overseas Bank	2754	38584	154.33	2109	29934	77.83	2721	38093	148.56
8	Oriental Bank of Commerce	27	185	0.75	10	100	0.60	17	85	0.15
9	Punjab National Bank	23139	N.A.	309.69	16515	N.A.	248.58	9347	N.A.	149.09
10	State Bank of India	17007	214290	810.71	9105	105507	405.36	4523	59703	210.78
11	Syndicate Bank	533	5463	27.14	401	4127	24.77	377	3825	22.46
12	UCO Bank	2183	22558	135.35	2171	22426	124.00	1199	10337	45.65
13	Union Bank of India	847	8639	190.08	0	0	0.00	222	2264	62.20
14	United Bank of India	719	7909	583.22	300	3300	1.65	235	2350	1.25
	Sub Total	60109		2567.61	39412		1116.26	25513		824.31
Jharkhand										
1	Allahabad Bank	8062	80995	13.92	7080	72040	10.85	2796	28097	5.07
2	Bank of Baroda	513	6220	614.00	491	5040	586.00	513	6220	614.00
3	Bank of India	8160	102486	1168.60	6365	83022	750.59	7544	97933	992.45
4	Canara Bank	3101	31905	139.90	1125	13866	35.75	3101	31905	139.90
5	Central Bank of India	28	280	3.00	28	280	3.00	20	200	2.00
6	Dena Bank	55	N.A.	7.29	55	N.A.	7.29	55	N.A.	7.29
7	Oriental Bank of Commerce	228	1140	4.19	0	0	0.00	182	910	3.23
8	Punjab National Bank	969	N.A.	29.12	350	N.A.	10.81	397	N.A.	16.75
9	Punjab & Sind Bank	5	44	0.45	5	44	0.45	2	22	0.20
10	State Bank of India	17447	219730	877.49	4025	68073	294.06	6364	84005	364.28
11	Syndicate Bank	212	2129	13.03	152	1523	11.90	153	1533	11.08
12	UCO Bank	460	4280	1.84	248	2250	1.70	85	750	0.35
13	Union Bank of India	1076	10975.2	56.43	0	0	0.00	863	8803	43.57
14	United Bank of India	492	4882	18.09	492	4882	18.09	180	1561	6.23
	Sub Total	40808		2947.35	20416		1730.49	22255		2206.40
Orissa										
1	Allahabad Bank	1958	21342	44.00	654	7146	39.00	1857	20241	41.00
2	Andhra Bank	1542	23130	210.42	58	870	0.69	1542	23130	210.42
3	Bank of Baroda	1765	4034	112.75	123	1096	112.75	552	2779	112.75
4	Bank of India	10089	104886	239.27	5470	56473	76.80	9458	98204	212.26
5	Canara Bank	3890	54380	39.98	1528	19158	15.64	0	0	0.00
6	Central Bank of India	2324	25564	176.50	1835	20185	128.45	1763	19393	123.41
7	Corporation Bank	4	40	0.28	0	0	0.00	4	40	0.28
8	Dena Bank	33	N.A.	4.38	33	N.A.	4.38	33	N.A.	4.38
9	Indian Bank	1560	23400	156.00	36	540	3.60	1450	21750	145.00
10	Indian Overseas Bank	12695	177857	711.43	11980	172392	448.22	12314	172398	672.35
11	Oriental Bank of Commerce	10	100	1.47	1	10	0.00	9	90	1.47
12	Punjab National Bank	10088	N.A.	730.52	914	N.A.	238.46	9416	N.A.	715.42
13	State Bank of India	102673	1397374	3559.61	7411	99729	257.00	99432	1394037	3439.01
14	Syndicate Bank	1338	15728	109.50	696	8287	60.12	1006	12057	81.94
15	UCO Bank	15792	155991	5015.05	9476	91828	609.35	13277	137527	1211.37
16	Union Bank of India	3034	30946.8	158.04	1007	10271.4	55.31	2493	25429	122.12
17	United Bank of India	6141	70914	331.72	498	5002	122.62	4019	45365	220.95
	Sub Total	174936		11600.92	41720		2172.39	158625		7314.13

NA : Not reported / Not available



STATEMENT – III - A (Contd.)

(Amount Rs. Lakh)

Sl. No.	Name of the Bank	Total Savings of SHGs in the Bank			Out of Total - under SGSY & other sponsored schemes			Out of Total SHGs – Exclusive Women SHGs		
		No. of SHGs	Number of Members	Amount of Savings	No. of SHGs	Number of Members	Amount of Savings	No. of SHGs	Number of Members	Amount of Savings
West Bengal										
1	Allahabad Bank	12709	130790	699.67	9831	102350	547.34	9009	99560	586.94
2	Bank of Baroda	3499	38492	97.82	3162	34783	88.39	2799	30791	78.25
3	Bank of India	15509	199214	862.30	5045	60534.5	331.34	13127	167681	691.74
4	Bank of Maharashtra	20	200	0.26	0	0	0.00	19	190	0.24
5	Canara Bank	1962	19780	98.50	1570	15824	63.40	1884	17998	7.50
6	Central Bank of India	14551	160061	302.56	12678	139458	266.59	12260	134860	245.20
7	Indian Bank	1210	18150	121.00	25	375	2.50	1125	16875	112.50
8	Indian Overseas Bank	9139	128037	512.15	9148	128072	332.99	9028	126591	493.71
9	Oriental Bank of Commerce	547	6324	3.22	367	2364	2.85	344	2493	2.05
10	Punjab National Bank	11964	N.A.	600.07	11612	N.A.	567.21	7639	N.A.	471.70
11	State Bank of India	67333	841698	1907.45	27092	338608	737.04	36701	450668	1058.47
12	Syndicate Bank	1728	19020	84.75	1609	17651	82.65	1451	16167	67.88
13	UCO Bank	8935	91208	384.64	7872	78648	318.89	5893	59380	216.32
14	Union Bank of India	2780	28356	92.54	464	4732.8	23.32	1839	18758	59.45
15	United Bank of India	85196	1008583	5158.96	48229	569978	3529.89	76422	9913928	5227.76
Sub Total		237082		10925.89	138704		6894.40	179540		9319.71
UT of A & N Islands										
1	State Bank of India	225	2779	7.68	158	1879	5.01	0	0	0.00
2	Syndicate Bank	12	126	1.35	12	126	1.35	6	62	0.87
Sub Total		237	9.03	170	6.36	6	0.87			
Total-Eastern Region		513171		28050.795	240421		11919.901	385938		19665.424
CENTRAL REGION										
Chattisgarh										
1	Allahabad Bank	286	2876	31.40	286	2876	31.40	170	1704	24.38
2	Bank of Baroda	791	7621	13.92	320	3107	5.86	145	1331	3.26
3	Bank of India	156	1778	9.10	139	1316	7.15	29	306	1.65
4	Bank of Maharashtra	0	0	0.00	0	0	0.00	0	0	0.00
5	Canara Bank	7	125	6.97	4	77	5.05	2	30	0.24
6	Central Bank of India	4235	19725	106.53	4222	19377	106.28	2438	15286	84.24
7	Dena Bank	5341	N.A.	97.96	3783	N.A.	69.38	233	N.A.	4.27
8	Oriental Bank of Commerce	10	95	1.75	10	95	1.75	0	0	0.00
9	Punjab National Bank	4044	N.A.	60.11	2196	N.A.	35.68	2884	N.A.	52.20
10	State Bank of India	16777	192925	503.99	2799	33580	6.70	13085	150438	39.35
11	Union Bank of India	2146	21889.2	38.15	475	4845	0.00	733	7477	30.15
Sub Total		33793		869.88	14234		269.25	19719		239.74
Madhya Pradesh										
1	Allahabad Bank	1590	18611	83.43	1171	14216	74.17	263	3411	19.75
2	Bank of Baroda	1455	18402	207.25	1208	14302	157.22	1088	14717	156.17
3	Bank of India	7005	71685	266.46	1777	17216	145.64	3115	29523	148.62
4	Bank of Maharashtra	13537	130042	398.00	6926	65185	241.03	8196	82212	215.59
5	Canara Bank	465	4580	14.30	390	3900	8.90	330	3300	9.58
6	Central Bank of India	7650	83817	806.90	6879	75991	721.40	3929	46041	540.74
7	Dena Bank	174	N.A.	5.84	174	N.A.	5.84	112	N.A.	3.76
8	Indian Overseas Bank	352	4932	36.99	123	1353	8.10	348	4869	18.98

NA : Not reported / Not available



STATEMENT – III - A (Contd.)

(Amount Rs. Lakh)

Sl. No.	Name of the Bank	Total Savings of SHGs in the Bank			Out of Total - under SGSY & other sponsored schemes			Out of Total SHGs – Exclusive Women SHGs		
		No. of SHGs	Number of Members	Amount of Savings	No. of SHGs	Number of Members	Amount of Savings	No. of SHGs	Number of Members	Amount of Savings
9	Oriental Bank of Commerce	120	762	72.97	49	393	39.45	49	283	61.98
10	Punjab National Bank	3048	N.A.	76.38	2457	N.A.	60.86	1099	N.A.	36.49
11	Punjab & Sind Bank	24	269	4.69	24	269	4.69	8	83	2.62
12	State Bank of India	21589	226684	353.01	10018	100180	269.44	8640	86400	237.09
13	State Bank of Indore	16737	184107	2856.48	8369	92059	529.58	11295	124245	683.35
14	Syndicate Bank	918	8860	29.34	493	4673	21.03	672	6380	24.84
15	UCO Bank	1444	10288	162.39	922	5515	130.95	662	5675	80.94
16	Union Bank of India	5854	59710.8	308.13	583	5946.6	16.83	2837	28937	121.02
17	Vijaya Bank	42	428	1.45	0	0	0.00	40	405	1.20
	Sub Total	82004		5684.00	41563		2435.13	42683		2362.72
Uttarakhand										
1	Allahabad Bank	76	912	7.48	76	912	7.48	54	598	5.43
2	Bank of Baroda	2083	14305	65.00	939	12105	29.94	661	8260	16.72
3	Bank of India	27	247	1.31	18	169	0.58	8	143	0.42
4	Canara Bank	335	3350	31.60	286	2860	19.20	167	1670	21.60
5	Central Bank of India	312	4345	7.68	109	1411	1.05	147	1631	4.60
6	Oriental Bank of Commerce	1687	8855	26.51	168	1278	10.80	1181	6080	22.56
7	Punjab National Bank	3506	N.A.	50.49	3506	N.A.	50.49	1574	N.A.	22.67
8	State Bank of India	8544	51264	399.84	6337	38022	312.95	4	40	2.15
9	Union Bank of India	417	4253.4	12.23	371	3784.2	10.19	349	3560	7.64
	Sub Total	16987		602.14	11810		442.68	4145		103.79
Uttar Pradesh										
1	Allahabad Bank	10162	112647	334.48	6979	75909	216.38	3645	39181	129.39
2	Bank of Baroda	17549	168113	347.44	11864	132580	280.60	5603	63796	155.11
3	Bank of India	6710	71235	495.91	6500	68907	481.80	3104	28105	189.95
4	Canara Bank	3485	43292	278.78	2438	30832	218.36	812	7770	68.05
5	Central Bank of India	4378	59528	199.50	1630	21953	106.47	1840	24769	80.15
6	Dena Bank	415	N.A.	23.58	415	N.A.	23.58	48	N.A.	2.73
7	Indian Bank	288	4320	43.20	8	120	1.20	268	4020	40.20
8	Indian Overseas Bank	16778	235060	940.24	15482	216748	563.54	15883	232861	908.16
9	Oriental Bank of Commerce	924	7834	227.12	707	6423	214.04	191	1681	78.35
10	Punjab National Bank	22407	N.A.	1418.31	5402	N.A.	387.49	5437	N.A.	190.40
11	Punjab & Sind Bank	1318	15697	136.84	539	5831	106.01	265	2711	51.98
12	State Bank of India	39610	424010	4855.36	20800	218652	3553.69	13275	137782	4210.67
13	Syndicate Bank	2441	28260	285.72	1345	15472	136.07	648	7157	71.99
14	UCO Bank	1309	13137	535.61	1303	13062	525.06	214	2158	80.79
15	Union Bank of India	15595	159069	682.74	2938	29967.6	0.00	6553	66841	240.20
16	Vijaya Bank	159	1550	1.37	5	35	0.28	69	685	0.11
	Sub Total	143528		10806.20	78355		6814.57	57855		6498.23
	Total-Central Region	276311		17962.219	145961		9961.63	124401		9204.47
WESTERN REGION										
Gujarat										
1	Bank of Baroda	12184	121874	975.59	4892	50490	328.47	6619	69990	589.86
2	Bank of India	2496	29247	166.55	1552	18062	41.11	1737	19690	77.36
3	Bank of Maharashtra	50	513	0.60	20	204	0.24	44	452	0.51
4	Canara Bank	30	407	2.65	30	407	2.65	23	268	2.06
5	Central Bank of India	1492	13632	103.00	993	8008	64.00	869	8651	58.00

NA : Not reported / Not available



STATEMENT – III - A (Contd.)

(Amount Rs. Lakh)

Sl. No.	Name of the Bank	Total Savings of SHGs in the Bank			Out of Total - under SGSY & other sponsored schemes			Out of Total SHGs – Exclusive Women SHGs		
		No. of SHGs	Number of Members	Amount of Savings	No. of SHGs	Number of Members	Amount of Savings	No. of SHGs	Number of Members	Amount of Savings
6	Corporation Bank	16	245	2.57	5	80	0.80	14	225	2.50
7	Dena Bank	7947	N.A.	665.41	3770	N.A.	315.66	3868	N.A.	323.87
8	Indian Bank	1276	19140	127.60	28	420	2.80	1187	17805	118.70
9	Indian Overseas Bank	985	13800	55.20	965	13514	35.14	973	13625	53.14
10	Oriental Bank of Commerce	50	569	1.50	1	10	0.24	36	370	0.43
11	Punjab National Bank	690	N.A.	27.12	108	N.A.	7.02	467	N.A.	14.30
12	State Bank of India	7440	77823	255.85	1463	15438	56.57	5356	56402	207.48
13	State Bank of Saurashtra	2672	21298	249.05	1615	13569	129.90	1350	10506	94.11
14	Syndicate Bank	166	1880	6.27	63	805	1.26	83	1114	2.78
15	UCO Bank	187	1870	16.38	133	1335	13.44	118	1190	4.25
16	Union Bank of India	2719	27733.8	101.19	561	5722.2	20.15	2093	21349	66.19
17	Vijaya Bank	80	908	1.84	18	104	0.25	45	545	0.97
	Sub Total	40480	330939.8	2758.368	16217	128168	1019.7025	24882	222182	1616.508
Maharashtra										
1	Allahabad Bank	910	9268	24.14	864	8640	13.40	893	9083	20.59
2	Bank of Baroda	5107	54094	187.27	2217	23148	83.84	3980	41980	156.45
3	Bank of India	28955	309364	1816.02	16616	157481	964.85	24293	235910	1453.27
4	Bank of Maharashtra	28955	313031	776.87	12516	123447	368.63	24070	239543	638.60
5	Canara Bank	1784	21133	94.99	319	3997	30.00	1567	18601	58.59
6	Central Bank of India	19320	283367	3730.58	9991	145742	3519.48	10655	137950	2580.46
7	Corporation Bank	2	24	0.36	0	0	0.00	2	24	0.36
8	Dena Bank	2368	N.A.	116.65	1846	N.A.	90.94	1498	N.A.	73.79
9	IDBI Bank	3950	5091	184.49	N.A.	N.A.	N.A.	199	2374	6.49
10	Indian Bank	209	3135	20.90	6	90	0.60	195	2925	19.50
11	Indian Overseas Bank	1035	14500	58.00	1024	14336	37.27	1023	14316	55.83
12	Oriental Bank of Commerce	45	783	8.23	0	0	0.00	45	783	8.23
13	Punjab National Bank	1870	N.A.	61.70	254	N.A.	7.02	136	N.A.	5.14
14	Punjab & Sind Bank	1	11	2.20	1	11	2.20	1	11	2.20
15	State Bank of India	90282	1354230	10362.00	16830	182450	1931.64	82157	1232355	9429.50
16	Syndicate Bank	684	7504	53.22	404	4413	26.76	528	5646	38.90
17	UCO Bank	1265	10410	117.45	739	8272	78.17	1109	6740	82.44
18	Union Bank of India	6121	62434.2	141.39	1441	14698.2	33.58	4517	46073	106.19
19	Vijaya Bank	228	2855	12.38	94	1394	4.97	94	2265	9.43
	Sub Total	193091		17768.84	65162		7193.35	156962		14745.95
Goa										
1	Bank of Baroda	187	2057	14.71	21	237	1.60	148	1628	13.10
2	Bank of India	447	6375	44.83	48	319	5.67	342	4785	32.02
3	Bank of Maharashtra	714	7140	26.55	298	2980	12.28	266	2660	11.39
4	Canara Bank	174	2610	15.30	10	120	0.75	164	2460	14.55
5	Central Bank of India	111	1128	280.00	58	413	130.00	49	511	151.00
6	Corporation Bank	78	850	8.96	10	125	0.68	41	520	7.86
7	Indian Overseas Bank	370	5184	20.73	333	4662	13.99	366	5118	19.96
8	State Bank of India	1825	27533	186.00	605	9075	58.06	1698	25470	172.06
9	Syndicate Bank	20	200	2.51	8	80	1.52	8	80	1.52
10	Union Bank of India	104	1060.8	0.00	0	0	0.00	90	918	0.00
	Sub Total	4030		599.59	1391		224.55	3172		423.46
	Total-Western Region	237601		21126.80	82770		8437.60	185016		16785.92

NA : Not reported / Not available



STATEMENT – III - A (Contd.)

(Amount Rs. Lakh)

Sl. No.	Name of the Bank	Total Savings of SHGs in the Bank			Out of Total - under SGSY & other sponsored schemes			Out of Total SHGs – Exclusive Women SHGs		
		No. of SHGs	Number of Members	Amount of Savings	No. of SHGs	Number of Members	Amount of Savings	No. of SHGs	Number of Members	Amount of Savings
SOUTHERN REGION										
Andhra Pradesh										
1	Allahabad Bank	2810	33720	232.56	221	2652	35.67	2190	26280	187.84
2	Andhra Bank	152497	1702813	13030.30	5742	74477	66.21	152497	1702813	13030.30
3	Bank of Baroda	7506	82566	464.63	512	5418	18.00	7344	80811	464.63
4	Bank of India	22992	269757	563.43	0	0	0.00	22969	269481	557.59
5	Bank of Maharashtra	558	5447	33.15	326	5188	6.64	3386	39780	123.45
6	Canara Bank	22799	280130	804.28	1359	6784	49.67	22792	280066	803.52
7	Central Bank of India	13838	193667	312.10	1904	26355	3.61	13838	193667	312.10
8	Corporation Bank	10841	172430	4728.40	1010	14350	524.60	10811	171930	4398.40
9	Dena Bank	567	N.A.	28.56	155	N.A.	7.81	134	N.A.	6.75
10	Indian Bank	39050	585750	2856.00	781	11715	57.12	36316	5447	2656.08
11	Indian Overseas Bank	3631	51219	307.31	3600	50400	151.20	3413	51163	306.98
12	Oriental Bank of Commerce	14	156	0.63	14	156	0.63	13	146	0.61
13	Punjab National Bank	6023	N.A.	363.37	93	N.A.	30.37	6023	N.A.	363.37
14	State Bank of India	283306	3116366	24035.00	9354	112248	799.65	283306	3116366	24035.00
15	Syndicate Bank	43028	534706	11261.06	2506	30982	216.21	42960	533692	11256.98
16	UCO Bank	1480	17670	2058.40	785	5280	27.50	1480	17670	2058.40
17	Union Bank of India	41243	420678.6	1906.59	4160	42432	145.47	37236	379807	1776.33
18	Vijaya Bank	7259	72368	142.75	536	2474	22.26	7146	69050	139.63
Sub Total		659442		63128.52	33058		2162.6222	653854		62477.96
Karnataka										
1	Allahabad Bank	105	1564.4	4.13	79	1101.6	2.44	101	1521	3.96
2	Andhra Bank	81	1215	9.33	3	45	0.34	81	1215	9.33
3	Bank of Baroda	1183	23660	118.03	268	5896	63.96	862	18853	99.85
4	Bank of India	14308	171696	284.92	1251	13770	76.76	10902	163530	252.83
5	Bank of Maharashtra	1921	19214	188.91	574	5740	59.22	1362	13636	165.59
6	Canara Bank	25623	373467	2665.10	1915	28888	217.02	22551	339319	2676.34
7	Central Bank of India	697	7850	33.99	92	1324	5.65	636	6887	31.64
8	Corporation Bank	7523	84203	395.52	563	5238	71.58	6468	73037	316.02
9	Dena Bank	1135	N.A.	57.20	201	N.A.	10.13	260	N.A.	13.10
10	Indian Bank	735	11025	73.50	15	225	1.50	684	103	68.40
11	Indian Overseas Bank	2060	28861	115.44	2039	28552	71.38	2019	28263	110.23
12	Oriental Bank of Commerce	37	316	12.86	27	250	12.20	35	313	12.85
13	Punjab National Bank	668	N.A.	186.61	404	N.A.	136.04	N.A.	N.A.	N.A.
14	State Bank of Hyderabad	71997	1007925	3013.79	15682	219548	656.44	53093	743302	2222.47
15	State Bank of India	18076	269275	1485.42	6285	113010	532.80	11665	174850	872.40
16	State Bank of Mysore	20384	366912	106.98	1734	31198	908.00	15986	287852	851.62
17	Syndicate Bank	24758	343408	1542.09	3445	46993	300.49	19022	271161	1124.91
18	UCO Bank	434	5060	119.17	156	580	7.32	434	5060	119.17
19	Union Bank of India	2967	30263.4	100.06	185	1887	2.81	2561	26122	90.66
Sub Total		194692		10513.048	34514		3000.044	149126		9177.414
Kerala										
1	Allahabad Bank	26	391.1	1.03	20	275.4	0.61	25	380	0.99
2	Bank of Baroda	1655	26380	79.95	616	9915	26.98	1566	24709	75.15
3	Bank of India	6607	60799	300.00	570	7250	220.00	5914	48709	275.00

NA : Not reported / Not available



STATEMENT – III - A (Contd.)

(Amount Rs. Lakh)

Sl. No.	Name of the Bank	Total Savings of SHGs in the Bank			Out of Total - under SGSY & other sponsored schemes			Out of Total SHGs – Exclusive Women SHGs		
		No. of SHGs	Number of Members	Amount of Savings	No. of SHGs	Number of Members	Amount of Savings	No. of SHGs	Number of Members	Amount of Savings
4	Bank of Maharashtra	558	5447	33.15	326	5188	6.64	3386	39780	123.45
5	Canara Bank	26148	324547	927.98	3373	46030	390.23	21784	279236	821.59
6	Central Bank of India	7588	115310	590.00	77	1140	4.00	7588	115310	590.00
7	Corporation Bank	1936	21210	17.62	55	612	6.81	1756	18110	15.32
8	Dena Bank	463	N.A.	1.15	463	N.A.	1.15	463	N.A.	1.15
9	Indian Bank	5826	87390	122	1830	5418	81270	N.A.	N.A.	N.A.
10	Indian Overseas Bank	6385	89454	536.72	6100	85400	298.90	6130	91883	358.34
11	Punjab National Bank	3352	N.A.	180.97	486	N.A.	46.78	2676	N.A.	164.78
12	Punjab & Sind Bank	1	10	5.00	0	0	0.00	1	10	5.00
13	State Bank of India	38062	406680	666.42	2945	35310	62.25	30920	325640	585.21
14	State Bank of Travancore	77456	NA	7869.22	9776	N.A.	2477.02	N.A.	N.A.	N.A.
15	Syndicate Bank	6973	130310	452.37	502	9536	45.84	5836	112501	383.03
16	UCO Bank	364	5527	39.16	125	2287	17.91	326	4985	36.01
17	Union Bank of India	10166	103693	245.60	618	6303.6	37.96	8104	82661	179.45
18	Vijaya Bank	1395	12220	104.75	875	8570	83.55	1109	10510	88.76
Sub Total		194961		12051.09	27049		3726.63	103002		3703.23
Tamil Nadu										
1	Allahabad Bank	131	1955.5	5.16	99	1377	3.06	127	1901	4.96
2	Andhra Bank	557	8355	76.01	21	315	2.69	557	8355	76.01
3	Bank of Baroda	5979	90373	146.01	1794	26840	43.89	5603	85567	136.57
4	Bank of India	10110	147670	453.15	883	15669	38.28	8494	137093	91.42
5	Bank of Maharashtra	558	5449	33.15	326	5189	6.64	3386	39780	123.45
6	Canara Bank	73293	1259758	1991.11	32987	564420	711.59	68543	1256344	1841.18
7	Central Bank of India	10834	173121	796.15	375	5625	765.14	10834	173121	796.15
8	Corporation Bank	2202	29318	92.77	727	11613	47.25	2154	28639	86.79
9	Dena Bank	927	N.A.	8.90	927	N.A.	8.90	927	N.A.	8.90
10	Indian Bank	81171	1217356	8117.10	2564	38520	256.40	75489	1135520	7548.90
11	Indian Overseas Bank	64257	900241	10708.78	27676	385085	2782.74	62329	872610	10370.97
12	Oriental Bank of Commerce	134	2119	6.84	31	434	0.45	134	2119	6.84
13	Punjab National Bank	7539	N.A.	207.51	495	N.A.	69.27	6047	N.A.	160.83
14	State Bank of India	142697	1502314	15023.14	35729	383172	3960.82	129612	1351876	16014.06
15	Syndicate Bank	11091	165449	294.03	1221	18102	39.07	10451	155327	193.64
16	UCO Bank	1917	34018	121.13	1370	21347	80.22	1672	16720	104.42
17	Union Bank of India	10234	104386.8	267.03	0	0	0.00	9538	97288	268.18
18	Vijaya Bank	740	7840	63.05	205	2300	39.75	602	6850	52.40
Sub Total		424371		38411.02	107430		8856.1572	396499		37885.664
Pondicherry										
1	Bank of Baroda	528	8687	8.44	17	272	1.15	528	8687	8.44
2	Bank of India	216	3606	13.11	0	0	0.00	119	3487	12.98
3	Canara Bank	226	4540	38.10	70	1410	22.05	226	4540	38.10
4	Indian Bank	2822	42330	282.20	62	930	6.20	2624	634950	262.40
5	Indian Overseas Bank	536	7509	64.32	79	1106	9.48	530	7414	57.83
6	Vijaya Bank	56	610	7.50	0	0	0.00	56	610	7.50
Sub Total		4384		413.67	228		38.88	4083		387.25
Total-Southern Region		1477850		124517.35	202278		17784.34	1306564		113631.52
Total-Pub. Sector Comm. Banks		2727160		204400.38	762126		52453.78	2161008		168078.52

NA : Not reported / Not available



STATEMENT – III - A (Contd.)

(Amount Rs. Lakh)

Sl. No.	Name of the Bank	Total Savings of SHGs in the Bank			Out of Total - under SGSY & other sponsored schemes			Out of Total SHGs – Exclusive Women SHGs		
		No. of SHGs	Number of Members	Amount of Savings	No. of SHGs	Number of Members	Amount of Savings	No. of SHGs	Number of Members	Amount of Savings
PUBLIC SECTOR COMMERCIAL BANKS - All India Position										
1	Allahabad Bank	45781	504062	2259.56	31900	343937	1626.77	23097	255517	1376.6
2	Andhra Bank	154677	1735513	13326.06	5824	75707	69.93	154677	1735513	13326.06
3	Bank of Baroda	77759	823365	4463.78	30523	347880	1955.92	46943	559147	3122.39
4	Bank of India	137626	1596302	6805.7529	49108	532609	3232.3265	113542	1325538	5055.1758
5	Bank of Maharashtra	46896	486737	1491.0264	21317	213175	701.45675	44139	458277	1402.64
6	Canara Bank	166269	2457875	7280.55	48687	753737	1852.67	145660	2263034	6552.445
7	Corporation Bank	22641	308875	5250.008	2370	32018	651.7225	21289	293080	4831.058
8	Central Bank of India	98329	1255394	8447.88	48550	546591	6406.7	74769	960374	6275.36
9	Dena Bank	19486	N.A.	1029.1	11883	N.A.	557.24	7665	N.A.	456.14
10	IDBI Bank	3950	5091	184.49	0	0	0	199	2374	6.49
11	Indian Bank	139494	2077837	12326.11	3699	55470	336.84	129700	1981469	11460.39
12	Indian Overseas Bank	137725	1929876	15160.21	96647	1356138	5414.7	133516	1890543	14477.26
13	Oriental Bank of Commerce	6534	47453	570.48	1862	16095	303.6	4462	30014	333.76
14	Punjab & Sind Bank	3139	34909	302.2	1810	18756	219.29	1528	15658	161.56
15	Punjab National Bank	153947	N.A.	7589.88	64118	N.A.	2676.66	88910	N.A.	4429.43
16	State Bank of India	934506	11077665	66752.17	188474	2206038	13821.77	768069	9151480	61958.02
17	State Bank of Bikaner & Jaipur	27871	362323	139.35	4076	48912	20.38	24476	318188	122.38
18	State Bank of Hyderabad	71997	1007925	3013.79	15682	219548	656.44	53093	743302	2222.47
19	State Bank of Indore	16737	184107	2856.48	8369	92059	529.58	11295	124245	683.35
20	State Bank of Mysore	20384	366912	106.98	1734	31198	908	15986	287852	851.62
21	State Bank of Patiala	2200	26400	139.44	877	10026	35.57	1760	11209	111.55
22	State Bank of Saurashtra	2672	21298	249.05	1615	13569	129.9	1350	10506	94.11
23	State Bank of Travancore	77456	N.A.	7869.22	9776	N.A.	2477.02	0	0	0
24	Syndicate Bank	94318	1267423	14196.87	13127	165575	990.06	83504	1129910	13312.6
25	Union Bank of India	108901	1110789.6	4475.52	13274	135395	377.03	82644	842969	3251.273
26	United Bank of India	100669	1186575	6922.24	53553	631570	3850.6	85045	10011535	5913.55
27	UCO Bank	45117	462558	10853.21	31444	303913	2499.44	34502	321255	5988.09
28	Vijaya Bank	10079	99800	338.9738	1827	15630	152.16	9188	91194	302.7498
	TOTAL - All Public Sector CBs	2727160		204400.38	762126		52453.776	2161008		168078.52

NA : Not reported / Not available



STATEMENT III - A

Progress under Microfinance - Savings of SHGs with Banks as on 31 March 2008 Private Sector Commercial Banks (CBs)

(Amount Rs. Lakh)

Sl. No.	Name of the Bank	Total Savings of SHGs in the Bank			Out of Total - under SGSY & other sponsored schemes			Out of Total SHGs – Exclusive Women SHGs		
		No. of SHGs	Number of Members	Amount of Savings	No. of SHGs	Number of Members	Amount of Savings	No. of SHGs	Number of Members	Amount of Savings
NORTHERN REGION										
Haryana										
1	HDFC Bank	87	1218	1.94	0		0.00	87	1218	1.94
	Sub Total	87		1.94	0		0.00	87		1.94
Himachal Pradesh										
1	HDFC Bank	190	3040	0.00				190	3040	0.00
	Sub Total	190		0.00	0		0.00	190		0.00
Rajasthan										
1	Bank of Rajasthan	1780	19371	96.52	409	4514	15.60	1025	11543	49.03
2	HDFC Bank	254	3302	3.58	0	0	0.00	254	3302	3.58
	Sub Total	2034		100.10	409		15.60	1279		52.61
	Total-Northern Region	2311		102.04	409		15.60	1556		54.55
EASTERN REGION										
Bihar										
1	HDFC Bank	27	378	1.00	0		0.00	27	378	1.00
	Sub Total	27		1.00	0		0.00	27		1.00
Jharkhand										
1	HDFC Bank	10	143	1.18	10	143	1.18			
	Sub Total	10	1.18	0	0.00	10	1.18			
Orissa										
1	HDFC Bank	5021	75315	41.24	0		0.00	5021	75315	41.24
	Sub Total	5021		41.24	0		0.00	5021		41.24
	Total-Eastern Region	5058		43.42	0		0	5058		43.42
CENTRAL REGION										
Madhya Pradesh										
1	HDFC Bank	148	2220	0.46	0		0.00	148	2220	0.46
	Sub Total	148		0.46	0		0.00	148		0.46
Uttarakhand										
1	Nainital Bank	707	7070	42.61	427	4270	28.91	10	100	0.08
	Sub Total	707		42.61	427		28.91	10		0.08
Uttar Pradesh										
1	HDFC Bank	221	3094	4.76	0	0	0.00	221	3094	4.76
	Sub Total	221		4.76	0		0.00	221		4.76
	Total-Central Region	1076		47.83	427		28.91	379		5.30
WESTERN REGION										
Maharashtra										
1	AXIS Bank	75		5.99	4	NA	0.41	75	NA	5.99
2	HDFC Bank	1149	17235	24.04	NA	NA	NA	1149	17235	24.04
3	ICICI Bank	18651	335718	1309.52	NA	NA	NA	18651	335718	1309.52
4	Ratnakar Bank	606	6587	16.24	308	3281	7.41	600	6439	15.84
	Sub Total	20481		1355.79	312		7.82	20475		1355.39
	Total-Western Region	20481		1355.79	312		7.82	20475		1355.39

NA : Not reported / Not available



STATEMENT – III - A (Contd.)

(Amount Rs. Lakh)

Sl. No.	Name of the Bank	Total Savings of SHGs in the Bank			Out of Total - under SGSY & other sponsored schemes			Out of Total SHGs – Exclusive Women SHGs		
		No. of SHGs	Number of Members	Amount of Savings	No. of SHGs	Number of Members	Amount of Savings	No. of SHGs	Number of Members	Amount of Savings
SOUTHERN REGION										
Andhra Pradesh										
1	HDFC Bank	7639	114585	154.99	N.A.	N.A.	N.A.	7639	114585	154.99
Sub Total		7639		154.99	0		0.00	7639		154.99
Karnataka										
1	HDFC Bank	653	9142	10.58				653	9142	10.58
Sub Total		653		10.58	0		0.00	653		10.58
Kerala										
1	Dhanalakshmi Bank	19822	297330	396.44	859	12855	17.18	18633	279495	372.66
2	HDFC Bank	170	2550	8.91	N.A.		N.A.	170	2550	8.91
3	South Indian Bank	3775	44772	238.29	953	11917	66.24	3023	35738	213.49
4	Tamilnad Merchant Bank	55	580	0.77	7	70	0.00	55	580	0.77
Sub Total		23822		644.41	1819		83.42	21881		595.83
Tamil Nadu										
1	HDFC Bank	14880	223200	393.64	N.A.	N.A.	N.A.	14880	223200	393.64
2	Tamilnad Merchant Bank	6648	89907	413.76	561	8218	106.20	3677	54215	288.02
Sub Total		21528		807.40	561		106.20	18557		681.66
UT of Pondicherry										
1	HDFC Bank	561	8415	154.11	0	0	0.00	561	8415	154.11
2	Karur Vysya Bank	445	6725	52.25	120	812	6.28	445	6725	52.25
3	Tamilnad Merchant Bank	16	160	0.24	1	10	0.07	16	160	0.24
Sub Total		1022		206.60	121		6.35	1022		206.60
Total-Southern Region		54664		1823.98	2501		195.97	49752		1649.66
Total-Pvt. Sector Comm. Banks		83590		3373.06	3649		248.30	77220		3108.32
PRIVATE SECTOR BANKS - ALL INDIA POSITION										
1	Bank of Rajasthan	1780	19371	96.52	409	4514	15.60	1025	11543	49.03
2	Catholic Syrian Bank	N.A.	N.A.	N.A.	N.A.	N.A.	N.A.	N.A.	N.A.	N.A.
3	Centurian Bank of Punjab	N.A.	N.A.	N.A.	N.A.	N.A.	N.A.	N.A.	N.A.	N.A.
4	City Union Bank	N.A.	N.A.	N.A.	N.A.	N.A.	N.A.	N.A.	N.A.	N.A.
5	Dhanalakshmi Bank	19822	297330	396.44	859	12855	17.18	18633	279495	372.66
6	Development Credit Bank	N.A.	N.A.	N.A.	N.A.	N.A.	N.A.	N.A.	N.A.	N.A.
7	Federal Bank	N.A.	N.A.	N.A.	N.A.	N.A.	N.A.	N.A.	N.A.	N.A.
8	HDFC Bank	31010	463837	800.43	0	0	0.00	31010	463837	800.43
9	ICICI Bank	18651	335718	1309.52	0	0	0.00	18651	335718	1309.52
10	ING-Vysya Bank	N.A.	N.A.	N.A.	N.A.	N.A.	N.A.	N.A.	N.A.	N.A.
11	IndusInd Bank	N.A.	N.A.	N.A.	N.A.	N.A.	N.A.	N.A.	N.A.	N.A.
12	Jammu&Kashmir Bank	N.A.	N.A.	N.A.	N.A.	N.A.	N.A.	N.A.	N.A.	N.A.
13	Karnataka Bank	N.A.	N.A.	N.A.	N.A.	N.A.	N.A.	N.A.	N.A.	N.A.
14	Karur Vysya Bank	445	6725	52.25	120	812	6.28	445	6725	52.25
15	Kotak Mahindra Bank	0	0	0.00	0	0	0.00	0	0	0.00
16	Laxmi Vilas Bank	N.A.	N.A.	N.A.	N.A.	N.A.	N.A.	N.A.	N.A.	N.A.
17	Nainital Bank	707	7070	42.61	427	4270	28.91	10	100	0.08
18	Ratnakar Bank	606	6587	16.24	308	3281	7.41	600	6439	15.84
19	SBI Commercial & Intl. Bank	0	0	0.00	0	0	0.00	0	0	0.00
20	South Indian Bank	3775	44772	238.29	953	11917	66.24	3023	35738	213.49
21	Tamilnad Merchant Bank	6719	90647	414.77	569	8298	106.27	3748	54955	289.03
22	AXIS Bank	75	0	5.99	4	0	0.41	75	0	5.99
23	Yes Bank	0	0	0.00	0	0	0.00	0	0	0.00
TOTAL-Private Sector CBs		83590		3373.06	3649		248.30	77220		3108.32
Grand Total-Comm. Banks		2810750		207773.45	765775		52702.07	2238228		171186.85

NA : Not reported / Not available



STATEMENT – III - B

Progress under Microfinance - Savings of SHGs with Banks as on 31 March 2008 Regional Rural Banks (RRBs)

(Amount Rs. Lakh)

Sl. No.	Name of the Bank	Total Savings of SHGs in the Bank			Out of Total - under SGSY & other sponsored schemes			Out of Total – Exclusive Women SHGs		
		No. of SHGs	Number of Members	Amount of Savings	No. of SHGs	Number of Members	Amount of Savings	No. of SHGs	Number of Members	Amount of Savings
NORTHERN REGION										
Haryana										
1	Gurgaon Gramin Bank	7019	N.A.	427.00	1107	N.A.	133.23	5838	N.A.	355.15
2	Haryana Gramin Bank	3353	N.A.	311.60	3051	N.A.	279.12	2758	N.A.	198.37
Sub-Total		10372		738.60	4158		412.35	8596		553.52
Himachal Pradesh										
1	Parvatiya Gramin Bank	1172	9962	60.28	432	3672	26.88	674	5729	22.68
2	Himachal Gramin Bank	3197	35154	341.00	436	4788	37.64	2589	28465	201.10
Sub-Total		4369		401.28	868		64.52	3263		223.78
Punjab										
1	Faridkot Gramin Bank	214	N.A.	6.30	65	N.A.	1.93	210	N.A.	5.84
2	Malwa KGB	413	N.A.	N.A.	150	N.A.	N.A.	365	N.A.	N.A.
3	Punjab Gramin Bank	1583	N.A.	99.34	472	N.A.	28.67	1583	N.A.	99.34
Sub-Total		2210		105.64	687		30.60	2158		105.18
Jammu & Kashmir										
1	Jammu Rural Bank	163	1630	11.40	97	970	6.80	163	1630	11.40
2	Ellaquai Dehati Bank	N.A.	N.A.	N.A.	N.A.	N.A.	N.A.	N.A.	N.A.	N.A.
3	Kamraj Rural Bank	N.A.	N.A.	N.A.	N.A.	N.A.	N.A.	N.A.	N.A.	N.A.
Sub-Total		163	11.40	97	6.80	163	11.40			
Rajasthan										
1	Rajasthan Gramin Bank	N.A.	N.A.	N.A.	N.A.	N.A.	N.A.	N.A.	N.A.	N.A.
2	Baroda Rajasthan Gramin Bank	N.A.	N.A.	N.A.	N.A.	N.A.	N.A.	N.A.	N.A.	N.A.
3	Hadoti KGB	5139	49489	175.77	199	2189	24.00	4204	46244	142.99
4	Jaipur Thar Gramin Bank	N.A.	N.A.	N.A.	N.A.	N.A.	N.A.	N.A.	N.A.	N.A.
5	Mewar Aanchalik GB	N.A.	N.A.	N.A.	N.A.	N.A.	N.A.	N.A.	N.A.	N.A.
6	MGB Grameen Bank	N.A.	N.A.	N.A.	N.A.	N.A.	N.A.	N.A.	N.A.	N.A.
Sub-Total		5139		175.77	199		24.00	4204		142.99
Total- Northern Region		22253		1432.69	6009		538.27	18384		1036.87
NORTH EASTERN REGION										
Assam										
1	Assam Gramin Vikash Bank	82585	N.A.	2066.75	27849	N.A.	923.42	55712	N.A.	1124.77
2	Langpi Dehangi Rural Bank	3356	N.A.	111.00		N.A.		2937	N.A.	103.23
Sub-Total		85941		2177.75	27849		923.42	58649		1228
Meghalaya										
1	Khasi Jaintia Gramin Bank	1868	20779	97.07	1988	14312	55.49	581	6467	30.21
Nagaland										
1.	Nagaland Rural Bank	152	N.A.	1.39	N.A.	N.A.	N.A.	152	N.A.	1.39
Tripura										
1	Tripura Gramin Bank	13435	137503	828.45	N.A.	N.A.	N.A.	11822	119939	712.63
Arunachal Pradesh										
1	Arunachal Pradesh RB	553	6636	31.39	5	53	0.32	459	6135	27.31

NA : Not reported / Not available



STATEMENT – III - B (Contd.)

(Amount Rs. Lakh)

Sl. No.	Name of the Bank	Total Savings of SHGs in the Bank			Out of Total - under SGSY & other sponsored schemes			Out of Total – Exclusive Women SHGs		
		No. of SHGs	Number of Members	Amount of Savings	No. of SHGs	Number of Members	Amount of Savings	No. of SHGs	Number of Members	Amount of Savings
Mizoram										
1	Mizoram RB	1506	15070	752.03	205	2115	71.75	1506	15070	752.03
Manipur										
1	Manipur RB	4496	74024	154.78	95	1520	0.60	4494	73992	154.74
Total-North Eastern Region		107951		4042.86	30142		1051.58	77663		2906.31
EASTERN REGION										
Bihar										
1	Bihar Khsetriya Gramin Bank	2969	33241	103.60	2782	31079	61.20	2619	29287	85.70
2	Madhya Bihar Gramin Bank	15725	188700	950.00	14140	169600	902.50	14310	171730	902.50
3	Uttar Bihar Gramin Bank	13793	139384	854.00	7574	76497	330.00	11894	120137	409.92
4	Kosi KGB	N.A.	N.A.	N.A.	N.A.	N.A.	N.A.	N.A.	N.A.	N.A.
5	Samastipur KGB	3246	38952	86.68	1090	11990	11.85	1785	21420	47.55
Sub-Total		35733		1994.28	25586.00		1305.55	30608		1445.67
Jharkhand										
1	Jharkhand Gramin Bank	8923	133845	NA	7138	107070	NA	4179	62685	NA
2	Vananchal Gramin Bank	12951	184510	518.04	6010	75145	210.95	9512	153486	388.11
Sub-Total		21874		518.04	13148		210.95	13691		388.11
Orissa										
1	Kalinga Gramya Bank	19084	NA	1615.24	1137	NA	388.99	18040	NA	1537.27
2	Rushikulya Gramya Bank	12645	NA	654.82	678	NA	34.05	12335	NA	653.52
3	Utkal Gramya Bank	76349	NA	6404.86	1360	NA	21.41	69950	NA	5868.05
4	Neelachal Gramya Bank	24304	NA	1198.67	2421	NA	50.96	24161	NA	1186.68
5	Baitarani Gramya Bank	16708	NA	1045.12	1015	NA	185.88	15648	NA	965.77
Sub-Total		149090		10918.71	6611		681.29	140134		10211.29
West Bengal										
1	Pashchim Bangal GB	25230	252872	2132.00	12296	122960	1047.00	25230	252872	2132.00
2	Bangiya GB	83326	944160	23235.98	21388	232782	1349.64	72340	808024	20498.00
3	Uttarbangla KGB	21162	251764	570.54	15172	182064	290.50	20424	242730	542.01
Sub-Total		129718		25938.52	48856		2687.14	117994		23172.01
Total - Eastern Region		336415		39369.55	94201		4884.93	302427		35217.08
CENTRAL REGION										
Chattisgarh										
1	Chhattisgarh Gramin Bank	26989	337363	847.99	12594	157427	474.63	17464	218807	542.71
2	Durg Rajnandgaon G.Bank	12637	157962	397.27	6094	76171	223.28	6273	78413	210.86
3	Surguja Kshetriya G bank	7822	97757	245.77	3755	46937	137.48	6215	62175	157.29
Sub-Total		47448		1491.03	22443		835.39	29952		910.86
Madhya Pradesh										
1	Madhya Bharat GB	12754	125300	1307.10	5781	57980	453.33	6893	68470	419.84
2	Jhabua-Dhar KGB	7455	65095	396.74	3477	27816	173.94	4679	42111	284.33
3	Mahakaushal KGB	21	189	0.21	12	120	0.12	12	120	0.12
4	Narmada Malwa Gramin Bank	9542	82351	205.99	5772	47413	114.49	5010	42580	119.68
5	Rewa-Sidhi KGB	358	NA	10.71	358	NA	10.71	15	NA	0.43
6	Narmada - Satpura GB	20789	175373	948.23	12148	99062	453.53	8260	92806	302.46
7	Sharda KGB	1212	9696	24.24	921	7680	18.42	678	6102	13.56
8	Vidisha-Bhopal KGB	587	5870	5.95	488	4880	4.95	205	2050	2.33
Sub-Total		52718		2899.17	28957		1229.49	25752		1142.75

NA : Not reported / Not available



STATEMENT – III - B (Contd.)

(Amount Rs. Lakh)

Sl. No.	Name of the Bank	Total Savings of SHGs in the Bank			Out of Total - under SGSY & other sponsored schemes			Out of Total – Exclusive Women SHGs		
		No. of SHGs	Number of Members	Amount of Savings	No. of SHGs	Number of Members	Amount of Savings	No. of SHGs	Number of Members	Amount of Savings
Uttarakhand										
1	Nainital Almora KGB	1934	13797	153.01	611	4359	84.96	1576	12045	119.60
2	Uttaranchal GB	4396	179.96	3047	126.20	2170	65.33	NA	NA	NA
	Sub-Total	6330		332.97	3658		211.16	3746		184.93
Uttar Pradesh										
1.	Aryavart Gramin Bank	16381	NA	825.00	13716	NA	742.00	16381	NA	825.00
2	Ballia Kshetriya Gramin Bank	4135	42449	109.73	2781	33410	92.61	1855	22212	63.87
3	Baroda Uttar Pradesh Gramin Bank	52651	NA	1537.09	31537	NA	866.93	44753	NA	1300.53
4	Etawah Kshetriya Gramin Bank	5801	NA	282.41	2704	NA	189.49	4931	NA	240.05
5	Kashi Gomti Samyut Gramin Bank	26416	324917	676.24	21382	239481	339.46	6698	77697	145.22
6	Kshetriya Kisan Gramin Bank, Mainpuri	NA	NA	NA	NA	NA	NA	NA	NA	NA
7	Lucknow Kshetriya Gramin Bank	6106	73272	82.00	4596	50556	69.00	5434	76080	74.62
8	Prathama Bank	19367	NA	851.65	2856	NA	57.12	17236	NA	766.48
9	Purvanchal Gramin Bank	24510	NA	1020.00	15903	NA	770.00	22304	33456	907.80
10	Sarva UP Gramin Bank	8569	128535	367.16	5688	68256	81.64	7752	108528	337.78
11	Shreyas Gramin Bank	10499	NA	1527.45	4399	NA	639.22	5662	NA	823.73
12	Triveni Kshetriya Gramin Bank	9921	NA	1480.34	7154	NA	974.88	9921	NA	1480.34
	Sub-Total	184356		8759.07	112716		4822.35	142927		6971.42
	Total- Central Region	290852		13482.24	167774.00		7098.39	202377		9209.96
WESTERN REGION										
Gujarat										
1	Baroda Gujarat Gramin Bank	15754	NA	791.86	7259	NA	476.46	NA	NA	NA
2	Dena Gujarat Gramin Bank	11645	NA	560.71	2124	NA	95.99	NA	NA	NA
3	Saurashtra Gramin Bank	3323	NA	148.00	1671	NA	92.00	NA	NA	NA
	Sub-Total	30722		1500.57	11054		664.45	19839	218006	1188.21
Maharashtra										
1	R & S RRB	3133	NA	161.70	1401	NA	44.71	NA	NA	NA
2	Maha Godabari RRB	11517	NA	924.70	2466	NA	117.13	NA	NA	NA
3	Marathwada RRB	26506	NA	1752.41	8550	NA	338.81	23401	NA	1263.65
4	Wainganga KGB	NA	NA	NA	NA	NA	NA	NA	NA	NA
5	Solapur RRB	NA	NA	NA	NA	NA	NA	NA	NA	NA
6	Thane RRB	NA	NA	NA	NA	NA	NA	NA	NA	NA
7	Vidharba GB	NA	NA	NA	NA	NA	NA	NA	NA	NA
	Sub-Total	41156		2838.81	12417		500.65	23401		1263.65
	Total- Western Region	71878		4339.38	23471.00		1165.10	43240		2451.86

Note: * Bank wise bifurcation is not available in connection with Exclusive Women SHGs, consolidated position is given.

Source: SLBC

NA : Not reported / Not available



STATEMENT – III - B (Contd.)

(Amount Rs. Lakh)

Sl. No.	Name of the Bank	Total Savings of SHGs in the Bank			Out of Total - under SGSY & other sponsored schemes			Out of Total – Exclusive Women SHGs		
		No. of SHGs	Number of Members	Amount of Savings	No. of SHGs	Number of Members	Amount of Savings	No. of SHGs	Number of Members	Amount of Savings
SOUTHERN REGION										
Andhra Pradesh										
1	Chaitanya Godavari Gr. Bank	16188	161880	1133.16	0	0	0.00	16188	161880	1133.16
2	Deccan Grameen Bank	31490	428894	2740.85	0	0	0.00	31490	428894	2740.85
3	Andhra Pradesh Grameena Vikas Bank	152158	2068390	14892.41	10604	117884	3145.86	152158	2068390	14892.41
4	Saptagiri Grameena Bank	24553	294620	5961.38	0	0	0.00	24553	294620	5961.38
5	Andhra Pragati Grameena Bank	90811	909732	8328.00	45	325	536.00	90811	909732	8328.00
Sub-Total		315200		33055.80	10649		3681.86	315200		33055.80
Karnataka										
1	Krishna Gramin Bank	17200	258180	248.78	714	10710	14.09	15421	231315	222.89
2	Chiko Kodagu GB	3534	NA	226.77	285	NA	4.81	830	NA	62.94
3	Pragathi Grameena Bank	48937	679719	3781.74	1134	16228	101.11	44025	611750	3403.55
4	Visveshvaraya Grameena Bank	4206	NA	290.10	70	NA	3.34	3446	NA	208.95
5	Karnataka Vikasa GB	40419	606285	2238.59	3637	65465	226.55	35970	539550	2014.75
6	Cauvery Kalpataru GB	33841	514383	5521.85	5835	103863	878.46	30795	465015	5031.86
Sub-Total		148137		12307.83	11675		1228.36	130487		10944.94
Kerala										
1	North Malabar Gramin Bank	10971	155264	471.94	5078	79342	292.27	8160	115425	327.17
2	South Malabar Gramin Bank	14156	NA	4435.00	5128	NA	1025.00	13445	NA	4196.00
Sub-Total		25127		4906.94	10206		1317.27	21605		4523.17
Tamil Nadu & UT of Pondicherry										
1	Pandyan Grama Bank	53562	859364	2381.00	NA	NA	NA	53538	859004	2372.00
2	Pallavan Grama Bank	15463	278334	1330.54	2877	54663	117.69	14217	256100	1224.47
Sub-Total		69025		3711.54	2877		117.69	67755		3596.47
Total - Southern Region		557489		53982.11	35407		6345.18	535047		52120.38
Total - Regional Rural Banks		1386838		116648.83	357004		21083.45	1179138		102942.46

NA : Not reported / Not available



STATEMENT – III - C

Progress under Microfinance - Savings of SHGs with Banks as on 31 March 2008 Co-operative Banks

(Amount Rs. Lakh)

Sl. No.	Name of the Bank	Total Savings of SHGs in the Bank			Out of Total - under SGSY & other sponsored schemes			Out of Total – Exclusive Women SHGs		
		No. of SHGs	Number of Members	Amount of Savings	No. of SHGs	Number of Members	Amount of Savings	No. of SHGs	Number of Members	Amount of Savings
STATE CO-OP. BANK/ DISTRICT CENTRAL CO-OP. BANK										
NORTHERN REGION										
Haryana										
1	Hissar	205	NA	10.90	205	NA	10.90	NA	NA	NA
2	Jind	3	NA	0.21	3	NA	0.21	NA	NA	NA
3	Karnal	40	NA	1.97	NA	NA	NA	NA	NA	NA
4	Kaithal	55	NA	2.49	55	NA	2.49	NA	NA	NA
5	Mohindergarh	194	NA	6.90	52	NA	0.00	NA	NA	NA
6	Rohtak	108	NA	4.79	106	NA	4.79	NA	NA	NA
7	Sonepat	NA	0.00	0	NA	0.00	NA	NA	NA	NA
8	Panipat	5	NA	0.00	3	NA	0.00	NA	NA	NA
9	Yamunanagar	159	NA	7.44	159	NA	7.44	NA	NA	NA
10	Panchkula	127	NA	7.68	0	0	0.00	NA	NA	NA
Sub-Total		896		42.38	583		25.83		0	0.00
Himachal Pradesh										
1	State Co-operative Bank	4360	44434	164.86	672	6597	24.76	3962	39784	140.26
2	Jogindra	3100	NA	42.75	20	NA	4.50	2695	NA	37.20
Sub-Total		7460		207.61	692		29.26	6657		177.46
Punjab										
1	Faridkot	NA	NA	NA	NA	NA	NA	NA	NA	NA
2	Fatehgarh	NA	NA	NA	NA	NA	NA	NA	NA	NA
3	Fazilka	NA	NA	NA	NA	NA	NA	NA	NA	NA
4	Ferozepur	NA	NA	NA	NA	NA	NA	NA	NA	NA
5	Gurdaspur	NA	NA	NA	NA	NA	NA	NA	NA	NA
6	Hoshiarpur	NA	NA	NA	NA	NA	NA	NA	NA	NA
7	Jalandhar	NA	NA	NA	NA	NA	NA	NA	NA	NA
8	Kapurthala	NA	NA	NA	NA	NA	NA	NA	NA	NA
9	Ludhiana	NA	NA	NA	NA	NA	NA	NA	NA	NA
10	Moga	NA	NA	NA	NA	NA	NA	NA	NA	NA
11	Nawanshar	NA	NA	NA	NA	NA	NA	NA	NA	NA
12	Patiala	NA	NA	NA	NA	NA	NA	NA	NA	NA
13	Ropar	NA	NA	NA	NA	NA	NA	NA	NA	NA
14	Sangrur	NA	NA	NA	NA	NA	NA	NA	NA	NA
15	Tarn Taran	NA	NA	NA	NA	NA	NA	NA	NA	NA
16	Mohali	NA	NA	NA	NA	NA	NA	NA	NA	NA
Sub-Total		0		0.00	0		0.00	0		0.00
Jammu & Kashmir										
1	State Co-operative Bank	385	3010	7.13	385	3010	7.13	308	2343	6.02
2	Anantnag	88	550	2.25	88	550	2.25	88	550	2.25
	Baramulla	120	NA	10.40	120	NA	10.40	NA	NA	NA
Sub-Total		593		19.78	593		19.78	396		8.27
Rajasthan										
1	Ajmer	4481	47717	530.68	9	93	2.74	4437	47374	509.66
2	Alwar	715	6251	10.70	0	0	0.00	715	6251	10.70
3	Banswara	541	6644	50.85	301	3406	40.60	538	6611	49.85

Note : 1. Only those Co-op. Banks are included which reported the data
2. NA : Not reported / Not available



STATEMENT – III - C (Contd.)

(Amount Rs. Lakh)

Sl. No.	Name of the Bank	Total Savings of SHGs in the Bank			Out of Total - under SGSY & other sponsored schemes			Out of Total – Exclusive Women SHGs		
		No. of SHGs	Number of Members	Amount of Savings	No. of SHGs	Number of Members	Amount of Savings	No. of SHGs	Number of Members	Amount of Savings
4	Baran	773	7730	20.94	34	340	0.60	739	390	20.34
5	Barmar	1869	19538	191.06	280	3452	72.73	1777	19420	188.53
6	Bharatpur	1698	16980	70.70	0	0	7.30	1698	16980	70.70
7	Bhilwara	1509	15090	54.99	78	740	0.00	1431	14310	53.82
8	Bikaner	404	3949	19.65	25	252	0.32	181	1943	10.30
9	Bundi	632	6320	14.64	0	0	0.00	584	5840	12.16
10	Chittorgarh	1318	13180	38.68	37	370	2.91	1216	12160	35.83
11	Churu	1265	13692	46.14	25	270	4.53	1136	11833	40.65
12	Dausa	670	6700	101.74	29	290	0.30	495	4950	86.64
13	Dungarpur	828	9815	34.48	165	2128	4.87	743	8752	32.93
14	Hanumangarh	1314	14450	68.52	28	289	5.60	1302	14320	58.59
15	Jaipur	2034	20340	128.65	0	0	0.00	2034	20340	128.65
16	Jaisalmer	723	7390	21.07	407	4150	10.86	705	7205	20.59
17	Jalore	1073	10730	57.06	165	1650	9.76	1017	10170	54.34
18	Jhalawar	706	7063	34.58	146	1460	14.46	479	4790	14.62
19	Jhunjhunu	1058	11309	37.00	400	4407	10.00	1034	10602	36.00
20	Jodhpur	342	3428	12.16	0	0	0.00	342	3428	12.16
21	Kota	997	9970	33.34	0	0	0.02	972	9720	32.50
22	Nagaur	637	6370	38.97	1	10	0.34	63	636	3.90
23	Pali	480	4984	42.25	8	85	0.90	445	4619	40.60
24	Swai Madhopur	402	1890	8.94	9	90	0.00	178	1879	8.58
25	Sikar	827	8270	31.50	0	0	0.08	827	8270	31.50
26	Sirohi	397	4021	10.37	6	60	0.31	390	3950	10.14
27	S.Ganganagar	1072	10720	75.78	66	660	0.02	1006	10060	75.47
28	Tonk	622	9952	29.69	3	43	0.00	619	9909	29.67
29	Udaipur	2057	21763	29.62	229	2484	0.00	2032	20362	26.35
	Sub-Total	31444		1844.75	2451		189.25	29135		1705.77
	Total-Northern Region	40393		2114.52	4319		264.12	36188		1891.50
NORTH EASTERN REGION										
Assam										
1	State Co-operative Bank	12096	NA	809.80	6140	NA	411.05	7257	NA	485.88
Meghalaya										
1	State Co-operative Bank	963	10528	45.32	540	5756	24.38	377	4524	17.92
Nagaland										
1	State Co-operative Bank	1049	NA	35.51	NA	NA	NA	NA	NA	NA
Tripura										
1	State Co-operative Bank	1457	16029	55.94	333	3663	14.96	684	7521	26.29
Arunachal Pradesh										
1	State Co-operative Bank	192	2112	3.00	68	748	0.57	18	198	0.60
Mizoram										
1	State Co-operative Bank	29	421	9.93	29	421	9.93	29	421	9.93
Sikkim										
1	State Co-operative Bank	290	3120	6.03	118	1236	3.18	176	2014	4.36
	Total-North Eastern Region	16076	32210	965.53	7228	11824	464.07	8541	14678	544.98
Bihar										
	Sub-Total	0		0	0		0	0		0

Note : 1. Only those Co-op. Banks are included which reported the data
2. NA : Not reported / Not available



STATEMENT – III - C (Contd.)

(Amount Rs. Lakh)

Sl. No.	Name of the Bank	Total Savings of SHGs in the Bank			Out of Total - under SGSY & other sponsored schemes			Out of Total – Exclusive Women SHGs		
		No. of SHGs	Number of Members	Amount of Savings	No. of SHGs	Number of Members	Amount of Savings	No. of SHGs	Number of Members	Amount of Savings
Orissa										
1	State Co-operative Bank	40	629	1.47	0	0	0.00	38	629	1.47
2	Aska CCB	781	NA	17.63	10	NA	0.29	755	NA	14.60
3	Balasore Bhadrak CCB	7238	76562	578.47	207	2265	93.12	7187	75178	561.88
4	Berhampur CCB	2053	NA	269.64	26	NA	86.74	2043	NA	268.04
5	Bolangir CCB	3482	NA	100.49	NA	3306	NA	99.02	NA	NA
6	Boudh CCB	2825	22155	68.35	2	28	0.30	2438	18428	55.45
7	Cuttack CCB	4244	NA	142.63	55	NA	37.44	2991	NA	119.10
8	Keonjhar CCB	1957	23484	27.83	57	684	3.70	1592	19104	17.79
9	Koraput CCB	9079	128334	649.68	711	10711	175.97	8377	118649	633.12
10	Mayurbhanj CCB	564	5648	18.32	79	790	1.03	564	5648	18.32
11	Nayagarh CCB	1231	17495	53.48	103	1255	20.91	941	12558	41.49
12	Sambalpur CCB	3835	52922	106.21	184	2208	20.55	3648	49852	95.00
13	Sundargarh CCB	3849	46201	201.90	108	1290	14.52	3821	45872	199.66
14	United Puri Nimapara CCB	2031	NA	44.51	NA	NA	NA	91	NA	2.69
15	Khurda CCB	1745	NA	80.21	NA	NA	NA	862	NA	48.54
16	Bhawanipatna CCB	810	NA	24.41	NA	NA	NA	698	NA	18.11
17	Banki CCB	21	NA	3.22	NA	NA	NA	16	NA	2.41
18	Angul United CCB	16708	NA	1045.12	1015	NA	185.88	15648	NA	965.77
Sub-Total		62493		3433.57	2557		640.45	55016		3162.46
Jharkhand										
Sub-Total		0		0.00	0		0.00	0		0.00
West Bengal										
1	State Co-operative Bank	15079	136612	710.81	NA	NA	NA	13571	122951	640.00
2	Balageria	2760	22245	235.66	NA	NA	NA	2539	20465	216.81
3	Bankura	11722	104934	823.37	NA	NA	NA	10784	96539	757.50
4	Birbhum	2542	22378	290.14	NA	NA	NA	2339	20588	266.93
5	Burdwan	15942	124255	855.87	NA	NA	NA	14667	114315	787.40
6	Darjeeling	315	3098	201.12	NA	NA	NA	290	2850	185.03
7	Dk.Dinajpur	2569	23490	31.37	NA	NA	NA	2363	21611	28.86
8	Hooghly	27750	180980	1235.45	NA	NA	NA	25530	166502	1136.61
9	Howrah	4992	45223	320.61	NA	NA	NA	4593	41605	294.96
10	Jalpaiguri	3683	38030	317.66	NA	NA	NA	3388	34988	292.25
11	Malda	11642	109261	694.88	NA	NA	NA	10711	100520	639.29
12	Mugberia	6970	50648	385.91	NA	NA	NA	6412	46596	355.04
13	Murshidabad	14989	102594	1047.71	NA	NA	NA	13790	94386	963.89
14	Nadia	12164	112692	804.27	NA	NA	NA	11191	103677	739.93
15	Purulia	2696	28381	121.60	NA	NA	NA	2480	26111	111.87
16	Raiganj	8127	64374	425.30	NA	NA	NA	7477	59224	391.28
17	Tamluk-Ghatal	4896	38542	324.60	NA	NA	NA	4504	35459	298.63
18	Vidyasagar	6563	91882	858.45	NA	NA	NA	6038	84531	789.77
Sub-Total		155401	1299619	9684.78				133645	1192917	8328.91
UT of A & N Islands										
1	State Co-operative Bank	1505	17643	17.53	115	963	0.96	1300	15470	15.47
Sub-Total		1505	17643	17.53	115	963	0.96	1300	15470	15.47
Total-Eastern Region		219399		13135.88	2672		641.41	189961		11506.84

Note : 1. Only those Co-op. Banks are included which reported the data
2. NA : Not reported / Not available



STATEMENT – III - C (Contd.)

(Amount Rs. Lakh)

Sl. No.	Name of the Bank	Total Savings of SHGs in the Bank			Out of Total - under SGSY & other sponsored schemes			Out of Total – Exclusive Women SHGs		
		No. of SHGs	Number of Members	Amount of Savings	No. of SHGs	Number of Members	Amount of Savings	No. of SHGs	Number of Members	Amount of Savings
CENTRAL REGION										
Madhya Pradesh										
1	Bhopal	210	NA	6.93	NA	NA	NA	149	NA	4.20
2	Betul	110	NA	1.87	NA	NA	NA	76	NA	1.00
3	Chhindwara	86	923	0.55	NA	NA	NA	69	768	0.21
4	Dewas	349	NA	6.51	NA	NA	NA	304	NA	5.40
5	Dhar	299	NA	5.93	NA	NA	NA	85	NA	2.67
6	Gwalior	63	NA	4.06	NA	NA	NA	36	NA	2.55
7	Indore	554	NA	17.96	287	NA	5.26	106	NA	1.15
8	Jhabua	514	NA	6.21	NA	NA	NA	93	NA	2.07
9	Khandwa	506	4880	10.45	132	1165	2.75	326	3145	7.13
10	Khargone	3372	33720	281.85	NA	NA	NA	2870	28700	145.90
11	Mandla	250	NA	7.07	231	NA	6.67	210	NA	6.08
12	Mandsaur	1612	17262	99.89	NA	NA	NA	999	10525	61.84
13	Morena	205	NA	11.46	205	NA	11.46	41	NA	4.90
14	Narsinghpur	328	NA	2.91	328	NA	2.91	41	NA	1.23
15	Panna	365	3650	6.18	365	3650	6.18	26	260	0.44
16	Raisen	512	NA	8.01	130	NA	2.10	377	NA	5.74
17	Rajgarh	379	4318	6.35	0	0	0.00	312	3885	4.25
18	Ratlam	2774	NA	41.15	417	NA	4.05	2022	NA	32.90
19	Rewa	303	NA	9.79	303	NA	9.79	3	NA	0.04
20	Sagar	122	NA	1.73	0	0	0.00	0	0	0.00
21	Satna	146	1750	4.89	0	0	0.00	67	820	2.91
22	Sehore	27	272	0.94	NA	NA	NA	25	252	0.87
23	Seoni	93	NA	0.62	93	NA	0.62	50	NA	0.43
24	Shahdol	580	NA	7.60	490	NA	6.21	308	NA	4.90
25	Shajapur	410	4610	6.80	410	4610	6.80	225	2475	4.70
26	Sidhi	231	NA	8.50	NA	NA	NA	NA	NA	NA
27	Ujjain	1492	NA	51.59	NA	NA	NA	1287	NA	45.90
28	Vidisha	83	NA	1.92	0	NA	0.00	83	NA	1.92
Sub-Total		15975		619.72	3391		64.80	10190		351.33
Chhattisgarh										
1	Ambikapur DCCB	2189	27362	59.84	NA	NA	NA	1603	19236	48.16
2	Bilaspur DCCB	2363	29537	91.54	28	285	3.35	200	2000	5.03
3	Durg DCCB	16926	211573	270.81	401	5013	18.24	15223	190287	243.73
4	Jagdalpur DCCB	12592	157389	167.66	51	523	NA	11333	141663	150.89
5	Rajnandgaon DCCB	8443	105537	126.30	2109	21362	31.57	7176	89689	113.09
6	Surguja DCCB	9941	124263	165.25	2486	24869	41.31	8449	105613	140.46
Sub-Total		52454		881.40	5075		94.47	43984		701.36
Uttarakhand										
1	State Co-operative Bank	1	15	0.34	0	0	0.00	1	15	0.34
2	DCB, Haridwar	58	NA	5.22	58	NA	5.22	45	NA	3.24
3	DCB, Dehradun	760	4920	41.84	224	2240	25.19	760	4920	41.84
4	DCB, Pithoragarh	917	NA	55.02	706	NA	42.06	594	NA	47.52
5	DCB, US Nagar	607	6070	33.91	309	3090	24.67	298	2980	9.24
6	DCB, Kotdwar	314	1859	4.38	132	924	2.16	51	352	1.52
7	DCB, Uttarkashi	343	2376	31.86	201	1396	6.46	257	1785	5.82

Note : 1. Only those Co-op. Banks are included which reported the data
2. NA : Not reported / Not available



STATEMENT – III - C (Contd.)

(Amount Rs. Lakh)

Sl. No.	Name of the Bank	Total Savings of SHGs in the Bank			Out of Total - under SGSY & other sponsored schemes			Out of Total – Exclusive Women SHGs		
		No. of SHGs	Number of Members	Amount of Savings	No. of SHGs	Number of Members	Amount of Savings	No. of SHGs	Number of Members	Amount of Savings
8	DCB, Chamoli	1190	NA	37.82	340	NA	14.88	850	NA	25.37
9	DCB, Tehri Garhwal	549	5490	41.88	495	4950	34.41	110	1100	12.24
10	DCB, Almora	973	6811	50.42	875	6125	45.37	397	2779	19.67
11	DCB, Nainital	342	NA	30.47	342	NA	30.47	219	NA	19.86
	Sub-Total	6054		333.16	3682		230.89	3582		186.66
Uttar Pradesh										
1	Aligarh	NA	NA	NA	NA	NA	NA	NA	NA	NA
2	Firozabad	319	NA	37.70	NA	NA	NA	NA	NA	NA
3	Fatehpur	NA	NA	NA	NA	NA	NA	NA	NA	NA
4	Pratapgarh	42	NA	2.84	NA	NA	NA	NA	NA	NA
5	Azamgarh	12	NA	2.48	NA	NA	NA	NA	NA	NA
6	Badayun	9	NA	1.94	NA	NA	NA	NA	NA	NA
7	Barielly	30	NA	6.60	NA	NA	NA	NA	NA	NA
8	Pilibhit	56	NA	2.92	33	NA	1.27	NA	NA	NA
9	Sahanjhanpur	NA	NA	4.66	62	NA	1.53	NA	NA	NA
10	Basti	243	NA	24.60	NA	NA	NA	NA	NA	NA
11	Banda	2	NA	NA	NA	NA	NA	NA	NA	NA
12	Barabanki	9	NA	0.16	NA	NA	NA	NA	NA	NA
13	Faizabad	6	NA	0.18	NA	NA	NA	NA	NA	NA
14	Sultanpur	6	NA	0.18	NA	NA	NA	NA	NA	NA
15	Gorakhpur	68	NA	4.82	NA	NA	NA	NA	NA	NA
16	Jalaun	8	NA	0.85	NA	NA	NA	NA	NA	NA
17	Jhansi	NA	NA	NA	NA	NA	NA	NA	NA	NA
18	Lalitpur	78	NA	3.20	NA	NA	NA	NA	NA	NA
19	Etawah	58	NA	4.96	52	NA	NA	NA	NA	NA
20	Fatehgarh	5	NA	0.28	NA	NA	NA	NA	NA	NA
21	Kanpur	7	NA	0.32	NA	NA	NA	NA	NA	NA
22	Hardoi	4	NA	0.05	NA	NA	NA	NA	NA	NA
23	Lakhimpur Kheri	10	NA	0.58	NA	NA	NA	NA	NA	NA
24	Lucknow	42	NA	2.71	13	NA	1.25	NA	NA	NA
25	Rae Barielly	58	NA	1.55	NA	NA	NA	NA	NA	NA
26	Sitapur	53	NA	3.70	33	NA	1.05	NA	NA	NA
27	Unnao	105	NA	7.03	NA	NA	NA	NA	NA	NA
28	Bulandsahar	67	NA	1.66	NA	NA	NA	NA	NA	NA
29	Ghaziabad	93	NA	4.69	NA	NA	NA	NA	NA	NA
30	Meerut	292	NA	13.29	NA	NA	NA	NA	NA	NA
31	Mirzapur	55	NA	10.41	NA	NA	NA	NA	NA	NA
32	Bijnor	21	NA	1.03	NA	NA	NA	NA	NA	NA
33	Moradabad	31	NA	3.50	20	NA	5.48	NA	NA	NA
34	Rampur	50	NA	8.14	NA	NA	NA	NA	NA	NA
35	Muzaffarnagar	67	NA	3.84	67	NA	3.84	NA	NA	NA
36	Saharanpur	235	NA	40.95	NA	NA	NA	NA	NA	NA
37	Varanasi	33	NA	2.62	NA	NA	NA	NA	NA	NA
	Sub-Total	2174		204.44	280		14.42	0		0.00
	Total-Central Region	76657		2038.72	12148		390.16	57756		1239.35
WESTERN REGION										
Goa										
1	State Co-operative Bank	1276	17353	148.12	50	174	1.37	644	8267	59.87
	Sub-Total	1276	17353	148.12	50	174	1.37	644	8267	59.87

Note : 1. Only those Co-op. Banks are included which reported the data
2. NA : Not reported / Not available



STATEMENT – III - C (Contd.)

(Amount Rs. Lakh)

Sl. No.	Name of the Bank	Total Savings of SHGs in the Bank			Out of Total - under SGSY & other sponsored schemes			Out of Total – Exclusive Women SHGs		
		No. of SHGs	Number of Members	Amount of Savings	No. of SHGs	Number of Members	Amount of Savings	No. of SHGs	Number of Members	Amount of Savings
Gujarat										
1	Ahmedabad	403	NA	18.46	13	NA	0.32	350	NA	15.71
2	Amreli	531	NA	30.17	16	NA	0.90	NA	NA	NA
3	Banaskantha	6160	NA	239.03	0	NA	0.00	NA	NA	NA
4	Baroda	19	NA	0.54	0	NA	0.00	NA	NA	NA
5	Bharuch	941	NA	205.00	0	NA	0.00	NA	NA	NA
6	Bhavnagar	580	NA	104.40	5	NA	2.80	NA	NA	NA
7	Jamnagar	11	NA	2.07	4	NA	0.04	NA	NA	NA
8	Junagadh	153	NA	4.43	0	NA	0.00	NA	NA	NA
9	Kheda	368	NA	15.07	209	NA	8.62	NA	NA	NA
10	Kutch	196	NA	3.98	0	NA	0.00	NA	NA	NA
11	Mehsana	2181	NA	189.45	0	NA	0.00	1902	NA	146.30
12	Panchmahal	739	NA	25.87	507	NA	16.72	NA	NA	NA
13	Rajkot	1966	NA	130.00	765	NA	130.00	NA	NA	NA
14	Sabarkantha	1542	NA	367.85	0	NA	0.00	NA	NA	NA
15	Surat	392	NA	21.99	392	NA	21.99	NA	NA	NA
16	Surendranagar	44	NA	2.00	2	NA	0.08	NA	NA	NA
17	Valsad	240	NA	11.57	21	NA	1.50	NA	NA	NA
18	Kodinar	153	NA	4.43	70	NA	2.25	21	NA	1.00
Sub-Total		16619		1376.31	2004		185.22	2273	NA	163.01
Maharashtra										
1	Ahmednagar DCCB	11120	NA	439.00	1385	NA	67.00	NA	NA	NA
2	Aurangabad DCCB	2865	NA	68.67	0	NA	0.00	2865	NA	68.67
3	Beed DCCB	1043	NA	154.60	278	NA	38.65	276	NA	22.80
4	Bhandara DCCB	2249	NA	105.13	0	NA	0.00	2249	NA	105.13
5	Chandrapur DCCB	21328	NA	447.68	2086	NA	48.20	13717	NA	277.25
6	Dhulia DCCB	2198	NA	79.99	127	NA	8.88	NA	NA	NA
7	Gondia DCCB	2386	NA	218.82	2108	NA	198.34	1267	NA	26.42
8	Hingoli DCCB	0	NA	0.00	0	NA	0.00	NA	NA	NA
9	Jalna DCCB	1210	NA	48.67	0	NA	0.00	NA	NA	NA
10	Kolhapur DCCB	19280	NA	455.68	2875	NA	67.50	55	NA	4.20
11	Latur DCCB	5378	NA	193.47	0	NA	0.00	NA	NA	NA
12	Nagpur DCCB	4815	NA	43.23	1048	NA	1136.00	3448	NA	30.94
13	Nanded DCCB	1304	NA	32.37	0	NA	0.00	1304	NA	32.37
14	Nandurbar DCCB	1662	NA	52.65	238	NA	10.87	NA	NA	NA
15	Nasik DCCB	2011	NA	45.87	0	NA	0.00	2011	NA	45.87
16	Parbhani DCCB	1526	NA	13.02	669	NA	6.89	NA	NA	NA
17	Pune DCCB	16411	NA	415.20	1630	NA	26.08	12270	NA	310.60
18	Ratnagiri DCCB	2983	36397	109.06	462	4483	26.44	2474	31136	86.06
19	Satara DCCB	6650	NA	843.81	235	NA	4.52	NA	NA	NA
20	Thane DCCB	9365	NA	732.31	1294	NA	303.32	NA	NA	NA
21	Wardha DCCB	2613	NA	88.86	331	NA	6.62	1144	NA	17.16
22	Yavatmal DCCB	6482	NA	128.74	0	NA	0.00	6482	NA	128.74
Sub-Total		124879		4716.83	14766		1949.31	49562	NA	1156.21
Total-Western Region		142774		6241.26	16820		2135.9	63474		2349.31

Note : 1. Only those Co-op. Banks are included which reported the data
2. NA : Not reported / Not available



STATEMENT – III - C (Contd.)

(Amount Rs. Lakh)

Sl. No.	Name of the Bank	Total Savings of SHGs in the Bank			Out of Total - under SGSY & other sponsored schemes			Out of Total – Exclusive Women SHGs		
		No. of SHGs	Number of Members	Amount of Savings	No. of SHGs	Number of Members	Amount of Savings	No. of SHGs	Number of Members	Amount of Savings
SOUTHERN REGION										
Andhra Pradesh										
1	Adilabad	341	4112	18.00	0	0	0.00	341	4112	18.00
2	Anantapur	2259	22590	126.85	0	0	0.00	2259	22590	126.85
3	Chittoor	145	734	46.40	0	0	0.00	145	734	46.40
4	Eluru	3609	36090	38.96	210	2100	4.88	3609	36090	38.96
5	Guntur	1320	13306	48.15	99	995	3.61	1320	13306	48.15
6	Hyderabad	9	92	0.45	0	0	0.00	0	0	0.00
7	Kakinada	188	1881	4.16	13	43	0.00	188	1881	4.16
8	Krishna	6534	65420	295.76	0	0	0.00	6534	65420	295.76
9	Kurnool	7	96	0.47	7	96	0.47	7	96	0.47
10	Mahabubnagar	26	260	0.26	0	0	0.00	26	260	0.26
11	Nalgonda	1024	12550	127.91	0	0	0.00	1024	12550	127.91
12	Nizamabad	5452	75167	37.24	0	0	0.00	5452	75167	37.24
13	Prakasham	233	2330	14.99	16	160	0.45	233	2330	14.99
14	Visakhapatnam	3550	46150	20.10	980	12740	1.50	2749	46150	18.00
15	Warangal	93	857	6.26	0	0	0.00	7	75	0.47
Sub-Total		24790		785.95	1325		10.91	23894		777.61
Karnataka										
1	Bagalkot	2329	37094	359.79	326	5285	51.27	1956	31158	302.22
2	Bangalore	6255	NA	294.16	186	NA	133.70	NA	NA	NA
3	Bidar	13967	207401	1025.25	3389	185.25	13551	201594	978.12	NA
4	Hospet	2648	31776	382.79	Nil	Nil	Nil	2587	31044	373.97
5	Chikmagalur	9357	149712	296.15	157	3140	28.26	7485	127245	266.54
6	Belgaum	6252	93816	1378.73	Nil	Nil	Nil	5106	76895	NA
7	Bijapur	2302	34796	140.73	Nil	Nil	Nil	2127	31637	128.69
8	Chitradurga	4377	NA	328.31	6	NA	3.87	4134	NA	308.18
9	Davanagere	3787	66386	1337.07	45	842	235.20	3554	59424	1253.39
10	Dharwad	921	13815	75.77	Nil	Nil	Nil	816	12240	68.69
11	Hassan	11396	170940	798.60	2490	37350	174.30	1183	17745	82.81
12	Gulbarga	4974	69636	670.00	45	675	6.06	4885	63505	670.00
13	Kolar	659	10676	11.69	Nil	Nil	Nil	659	10676	11.69
14	Kodagu	3353	NA	216.00	679	NA	43.00	NA	NA	NA
15	Mandya	10260	153900	2103.30	205	3075	42.02	9647	144705	1977.64
16	Mysore	5794	94349	448.09	161	2453	51.36	5461	88923	423.06
17	Kanara	4331	NA	769.87	192	NA	34.12	3080	NA	578.95
18	Mangalore	32720	188012	3394.91	204	2193	28.94	21298	120989	2167.65
19	Raichur	2924	43860	131.55	12	202	2.00	2869	43035	130.40
20	Shimoga	4359	73690	904.05	57	1026	24.20	3873	65420	813.33
21	Tumkur	7929	118980	950.80	101	1619	40.45	7081	113296	849.11
Sub-Total		140894		16017.61	7576		1041.00	102031		11427.44
Kerala										
1	Kollam	772	8,492	8.50	Nil	Nil	Nil	772	8,492	8.50
2	Pathanamthitta	588	8,941	15.04	NA	NA	NA	580	8,821	14.98
3	Alappuzha	3,701	23,618	225.34	5	62	9.32	3463	20,524	221.77
4	Kottayam	3,916	79,682	265.00	267	4,976	25.81	115	2,070	8.95
5	Idukki	14,177	236,450	897.46	13	221	3.46	10317	165,080	637.93
6	Ernakulam	255	2672	9.05	Nil	Nil	Nil	245	2,560	8.75

Note : 1. Only those Co-op. Banks are included which reported the data
2. NA : Not reported / Not available



STATEMENT – III - C (Contd.)

(Amount Rs. Lakh)

Sl. No.	Name of the Bank	Total Savings of SHGs in the Bank			Out of Total - under SGSY & other sponsored schemes			Out of Total – Exclusive Women SHGs		
		No. of SHGs	Number of Members	Amount of Savings	No. of SHGs	Number of Members	Amount of Savings	No. of SHGs	Number of Members	Amount of Savings
7	Thrissur	10,452	167,232	1172.54	670	8,710	81.81	10316	144,424	1158.87
8	Malappuram	1,007	6,042	131.06	225	1,125	50.72	782	4,917	80.34
9	Palakkad	19	321	6.36	4	66	0.20	15	255	6.16
10	Kozhikode	110	NA	13.52	1	NA	4.12	NA	NA	NA
11	Wayanad	8,180	122,700	809.31	465	5,580	40.14	6135	98,160	407.94
12	Kannur	2,130	647	303.24	220	157	23.01	1044	610	126.09
13	Kasaragod	6,102	91,530	851.00	300	5,900	33.00	4604	69,060	560.00
14	Thiruvananthapuram	1,703	26,912	21.15	4	74	0.33	1437	20,723	18.67
	Sub-Total	53112		4728.57	2174		271.92	39825		3258.95
Tamilnadu & U.T. of Pondicherry										
1	State Co-operative Bank	1337	22729	65.60	221	3317	12.93	33	516	0.79
2	Chennai	1727	NA	63.93	0	NA	0.00	NA	NA	NA
3	Coimbatore	174	NA	181.60	153	NA	160.10	174	NA	181.60
4	Cuddalore	9311	NA	998.95	483	NA	49.95	NA	NA	NA
5	Dharmapuri	2476	48589	274.68	116	1844	0.00	2476	48589	274.68
6	dindigul	6507	NA	150.45	4505	NA	0.00	6507	NA	150.45
7	Erode	4847	NA	527.69	1460	NA	182.71	4847	NA	527.69
8	Kanchepuram	2412	NA	723.43	260	NA	75.78	NA	NA	NA
9	Kanyakumari	6986	NA	1193.75	156	NA	202.11	NA	NA	NA
10	Kumbakonam	6649	103684	187.73	182	2912	253.53	NA	NA	NA
11	Madurai	8333	NA	386.25	1240	NA	125.52	8333	NA	386.25
12	Nilgiris	335	NA	30.20	335	NA	30.20	335	NA	30.20
13	Pudukkottai	5005	NA	25.00	0	NA	0.00	5005	NA	25.00
14	Ramanathapuram	3840	NA	94.30	1800	NA	50.65	NA	NA	NA
15	Salem	928	NA	889.73	0	NA	0.00	928	NA	889.73
16	Sivagangai	1097	NA	20.22	595	NA	11.05	1097	NA	20.22
17	Tiruvannamalai	6577	NA	563.28	5262	NA	513.28	6577	NA	563.28
18	Thanjavur	3004	NA	65.96	934	NA	19.62	3004	NA	65.96
19	Tiruchirapalli	7868	NA	753.56	3563	NA	162.04	NA	NA	NA
20	Tirunelveli	452	NA	45.20	213	NA	21.30	441	NA	44.40
21	Thoothukudi	1255	NA	11.29	75	NA	0.68	NA	NA	NA
22	Vellore	3573	NA	5.36	3573	NA	5.36	3552	NA	5.33
23	Villupuram	10492	NA	299.27	787	NA	19.68	148	NA	14.85
24	Virudanagar	2926	48589	531.20	116	1844	49.73	2918	48456	529.70
	Sub-Total	98111		8088.63	26029		1946.22	46375		3710.13
	Total-Southern Region	316907		29620.76	37104		3270.05	212125		19174.13
	Total Co-operative Banks	812206		54116.67	80291		7165.71	568045		36706.10

Note : 1. Only those Co-op. Banks are included which reported the data
2. NA : Not reported / Not available



STATEMENT IV - A

Progress under Microfinance - Bank Loans disbursed to SHGs during 2007-08 Public Sector Commercial Banks (CBs)

(Amount Rs. Lakh)

Sl. No.	Name of the Bank	Total Loans disbursed during the year		Out of Total - under SGSY & other sponsored schemes		Out of Total- Exclusive Women SHGs	
		No. of SHGs	Amount	No. of SHGs	Amount	No. of SHGs	Amount
NORTHERN REGION							
Haryana							
1	Allahabad Bank	3	8.04	3	8.04	1	2.00
2	Bank of Baroda	11	11.50	NA	NA	11	11.50
3	Bank of India	16	0.35	10	0.21	6	0.12
4	Canara Bank	45	45.88	26	23.60	42	40.20
5	Central Bank of India	48	56.00	48	56.00	23	28.00
6	Oriental Bank of Commerce	114	123.07	59	97.91	70	94.89
7	Punjab National Bank	274	401.03	111	251.20	214	311.42
8	Punjab & Sind Bank	31	28.90	31	28.90	15	10.40
9	State Bank of India	323	681.06	246	521.37	208	268.97
10	State Bank of Patiala	148	150.00	128	128.00	116	111.88
11	Syndicate Bank	8	14.82	8	14.82	6	10.13
12	Union Bank of India	10	1.70	NA	NA	8	0.90
Sub Total		1031	1522.35	669	1130.05	720	890.41
Himachal Pradesh							
1	Allahabad Bank	1	4.02	1	4.02	0	1.00
2	Bank of India	11	0.23	6	0.14	4	0.08
3	Canara Bank	24	22.75	9	9.25	24	22.75
4	Central Bank of India	23	16.00	23	16.00	16	11.00
5	Oriental Bank of Commerce	66	85.00	24	42.00	66	85.00
6	Punjab National Bank	205	230.24	24	67.24	211	122.49
7	State Bank of India	1528	1287.76	59	82.61	1447	1275.65
8	State Bank of Patiala	384	264.00	40	68.00	288	156.48
9	UCO Bank	118	164.10	108	151.60	100	138.10
10	Union Bank of India	7	7.66	0	0.00	4	4.32
Sub Total		2367	2081.76	295	440.86	2160	1816.87
Punjab							
1	Allahabad Bank	15	14.04	15	14.04	13	8.00
2	Bank of Baroda	39	27.50	11	12.15	19	10.55
3	Bank of India	17	20.14	17	20.14	16	17.51
4	Bank of Maharashtra	0	0.00	0	0.00	0	0.00
5	Canara Bank	154	82.24	118	38.59	69	55.87
6	Central Bank of India	12	20.00	12	20.00	8	13.00
7	Corporation Bank	9	7.14	NA	NA	9	7.14
8	Indian Overseas Bank	33	23.83	16	12.43	33	23.35
9	Oriental Bank of Commerce	95	72.46	33	41.21	88	71.43
10	Punjab National Bank	221	127.29	68	61.25	37	21.90
11	Punjab & Sind Bank	176	178.86	168	173.73	102	134.53
12	State Bank of India	329	248.73	102	141.77	186	107.18
13	State Bank of Patiala	187	211.00	89	194.00	149	160.50
14	Syndicate Bank	9	17.30	9	17.30	6	14.55
15	UCO Bank	60	65.97	31	35.14	56	61.00
16	Union Bank of India	31	27.22	0	0.00	31	27.22
Sub Total		1387	1143.72	689	781.75	822	733.73

NA : Not reported / Not available



STATEMENT – IV - A (Contd.)

(Amount Rs. Lakh)

Sl. No.	Name of the Bank	Total Loans disbursed during the year		Out of Total - under SGSY & other sponsored schemes		Out of Total- Exclusive Women SHGs	
		No. of SHGs	Amount	No. of SHGs	Amount	No. of SHGs	Amount
Jammu & Kashmir							
1	Bank of Baroda	10	5.00	1	1.60	0	0.00
2	Bank of India	6	6.71	6	6.71	5	5.84
3	Punjab National Bank	113	17.24	113	17.24	62	9.35
4	State Bank of India	198	74.45	NA	NA	188	62.17
Sub Total		327	103.40	120	25.55	255	77.36
Rajasthan							
1	Allahabad Bank	7	14.00	7	14.00	4	8.00
2	Bank of Baroda	2198	1425.14	443	458.74	1989	1307.37
3	Bank of India	20	19.24	20	19.24	13	11.74
4	Canara Bank	16	12.96	1	0.30	16	12.96
5	Central Bank of India	101	46.90	57	34.32	57	34.32
6	Dena Bank	1	0.10	0	0.00	0	0.00
7	Indian Overseas Bank	28	5.60	14	2.94	27	5.49
8	Oriental Bank of Commerce	130	136.44	2	4.71	81	82.02
9	Punjab National Bank	854	256.85	32	102.19	635	178.00
10	Punjab & Sind Bank	49	9.02	49	9.02	49	9.02
11	State Bank of Bikaner & Jaipur	3647	2383.99	610	698.05	3328	2011.48
12	State Bank of India	1289	426.61	26	17.05	128	73.96
13	UCO Bank	214	106.34	1	2.40	133	93.14
14	Union Bank of India	97	203.86	8	6.60	97	203.86
15	Vijaya Bank	10	2.45	0	0.00	10	2.45
Sub Total		8661	5049.50	1270	1369.56	6567	4033.81
New Delhi							
1	Allahabad Bank	4	2.40	NA	NA	4	2.40
2	Bank of Baroda	2	6.62	NA	NA	2	6.62
3	Central Bank of India	1	5.00	NA	NA	1	5.00
4	Indian Bank	2221	245.45	NA	NA	2065	228.26
5	Punjab National Bank	79	64.20	NA	NA	79	64.20
6	State Bank of India	18	27.84	NA	NA	18	27.84
7	Union Bank of India	2	0.96	NA	NA	2	0.96
Sub Total		2327	352.47	0	0.00	2171	335.28
Total-Northern Region		16100	10253.20	3043	3747.77	12695	7887.46
NORTH EASTERN REGION							
Assam							
1	Allahabad Bank	460	306.19	413	291.59	217	163.07
2	Bank of Baroda	144	163.22	58	17.73	28	7.81
3	Bank of India	59	15.85	43	14.38	46	11.24
4	Canara Bank	105	58.50	16	32.00	13	10.75
5	Central Bank of India	392	386.00	392	386.00	228	225.00
6	Indian Bank	70	54.89	1	1.10	65	51.05
7	Oriental Bank of Commerce	29	7.55	6	3.00	26	7.22

NA : Not reported / Not available



STATEMENT – IV - A (Contd.)

(Amount Rs. Lakh)

Sl. No.	Name of the Bank	Total Loans disbursed during the year		Out of Total - under SGSY & other sponsored schemes		Out of Total- Exclusive Women SHGs	
		No. of SHGs	Amount	No. of SHGs	Amount	No. of SHGs	Amount
8	Punjab National Bank	272	104.41	231	224.26	272	104.41
9	State Bank of India	4669	1613.00	1545	818.89	3268	1095.76
10	UCO Bank	861	465.77	542	439.45	331	102.95
11	Union Bank of India	134	76.91	NA	NA	104	66.11
12	United Bank of India	1205	660.61	983	602.61	679	378.55
13	Vijaya Bank	42	45.56	NA	NA	1	1.20
	Sub Total	8443	3958.45	4231	2831.00	5278	2225.12
Meghalaya							
1	Punjab National Bank	6	4.65	6	4.65	NA	NA
2	State Bank of India	393	164.00	69	53.53	171	99.54
3	Union Bank of India	5	4.35	0	0.00	1	0.25
	Sub Total	404	173.00	75	58.18	172	99.79
Nagaland							
1	Allahabad Bank	11	5.62	11	5.62	3	2.54
2	Bank of Baroda	15	15.28	3	1.60	15	15.28
3	Central Bank of India	3	2.00	3	2.00	3	2.00
4	State Bank of India	1747	1197.00	383	87.82	699	924.75
5	Vijaya Bank	8	4.10	0	0.00	0	0.00
	Sub Total	1784	1224.00	400	97.04	720	944.57
Tripura							
1	Central Bank of India	9	3.00	9	3.00	9	3.00
2	State Bank of India	638	430.00	224	149.42	410	264.56
	Sub Total	647	433.00	233	152.42	419	267.56
Arunachal Pradesh							
1	Central Bank of India	4	3.00	NA	NA	4	3.00
2	State Bank of India	661	192.00	407	87.41	75	24.20
	Sub Total	665	195.00	407	87.41	79	27.20
Mizoram							
1	State Bank of India	443	357.00	89	42.11	305	296.00
	Sub Total	443	357.00	89	42.11	305	296.00
Manipur							
1	Bank of Baroda	39	7.65	0	0.00	39	7.65
2	Central Bank of India	21	5.85	21	5.85	17	4.75
3	State Bank of India	1389	987.00	382	176.70	1084	666.64
	Sub Total	1449	1000.50	403	182.55	1140	679.04
Sikkim							
1	Central Bank of India	113	24.30	113	24.30	90	19.80
2	State Bank of India	34	14.91	34	14.91	NA	NA
	Sub Total	147	39.21	147	39.21	90	19.80
	Total-North Eastern Region	13982	7380.17	5985	3489.93	8203	4559.08
EASTERN REGION							
Bihar							
1	Allahabad Bank	246	278.69	244	275.65	87	106.29
2	Bank of Baroda	324	612.00	254	213.00	316	310.00
3	Bank of India	431	682.21	397	614.56	150	289.69

NA : Not reported / Not available



STATEMENT – IV - A (Contd.)

(Amount Rs. Lakh)

Sl. No.	Name of the Bank	Total Loans disbursed during the year		Out of Total - under SGSY & other sponsored schemes		Out of Total- Exclusive Women SHGs	
		No. of SHGs	Amount	No. of SHGs	Amount	No. of SHGs	Amount
4	Canara Bank	581	492.15	198	284.58	427	329.05
5	Central Bank of India	757	1006.00	740	1003.00	590	792.00
6	Indian Bank	98	42.14	2	0.84	91	39.19
7	Indian Overseas Bank	109	199.95	54	104.83	107	195.94
8	Oriental Bank of Commerce	2	5.26	2	5.26	NA	NA
9	Punjab National Bank	415	291.43	343	278.97	415	291.43
10	State Bank of India	4102	2668.05	2814	2008.20	527	344.46
11	Syndicate Bank	28	31.45	22	25.70	28	31.45
12	UCO Bank	659	320.27	459	197.37	282	161.07
13	Union Bank of India	167	110.39	NA	NA	1	1.10
Sub Total		7919	6739.99	5529	5011.96	3021	2891.67
Jharkhand							
1	Allahabad Bank	697	1267.75	259	486.75	421	756.50
2	Bank of Baroda	178	152.31	166	149.71	178	152.31
3	Bank of India	1365	1025.27	1208	951.25	1253	1003.78
4	Canara Bank	4830	114.50	4830	114.50	4830	114.50
5	Central Bank of India	24	30.00	24	30.00	17	21.00
6	Oriental Bank of Commerce	10	0.65	0	0.00	10	0.65
7	Punjab National Bank	70	64.91	54	43.44	11	18.86
8	State Bank of India	2068	1412.95	1021	666.51	961	453.46
9	Syndicate Bank	23	4.50	22	4.00	23	4.50
10	UCO Bank	51	8.25	6	8.25	NA	NA
11	Union Bank of India	22	47.97	NA	NA	19	11.95
Sub Total		9338	4129.06	7590	2454.41	7723	2537.51
Orissa							
1	Allahabad Bank	139	183.00	115	131.45	139	183.00
2	Andhra Bank	566	567.00	96	155.91	566	567.00
3	Bank of Baroda	442	726.56	36	58.65	389	359.36
4	Bank of India	3717	2021.82	892	869.65	2186	1082.46
5	Canara Bank	5753	146.78	2104	98.38	2798	114.36
6	Central Bank of India	300	60.00	300	60.00	234	46.80
7	Corporation Bank	3	2.37	0	0.00	3	2.37
8	Indian Bank	344	224.72	7	4.49	320	208.98
9	Indian Overseas Bank	612	311.93	300	163.75	601	305.69
10	Punjab National Bank	132	401.00	72	210.28	110	192.14
11	State Bank of India	43039	24315.58	2471	5447.47	41146	24292.12
12	Syndicate Bank	92	136.84	44	85.20	82	121.96
13	UCO Bank	3091	1727.54	1815	1141.72	2913	1637.84
14	Union Bank of India	485	285.03	387	264.27	475	285.04
15	United Bank of India	979	428.00	161	203.32	499	208.73
Sub Total		59694	31538.17	8800	8894.54	52461	29607.85
West Bengal							
1	Allahabad Bank	2691	416.93	1966	256.25	1640	314.74
2	Bank of Baroda	675	300.70	675	300.70	670	298.50
3	Bank of India	2096	897.51	905	424.21	1666	551.12
4	Bank of Maharashtra	0	0.00	0	0.00	0	0.00
5	Canara Bank	510	208.76	274	134.62	62	26.32

NA : Not reported / Not available



STATEMENT – IV - A (Contd.)

(Amount Rs. Lakh)

Sl. No.	Name of the Bank	Total Loans disbursed during the year		Out of Total - under SGSY & other sponsored schemes		Out of Total- Exclusive Women SHGs	
		No. of SHGs	Amount	No. of SHGs	Amount	No. of SHGs	Amount
6	Central Bank of India	1088	251.00	1088	251.00	982	226.00
7	Indian Bank	42	57.79	5	1.10	40	53.74
8	Indian Overseas Bank	1955	1590.28	959	860.19	1917	1558.47
9	Oriental Bank of Commerce	83	25.71	83	25.71	76	23.96
10	Punjab National Bank	175	66.30	140	56.09	75	25.00
11	State Bank of India	42	14.92	29	10.04	25	12.09
12	Syndicate Bank	107	44.12	107	44.12	107	44.12
13	UCO Bank	1481	220.31	839	178.96	640	138.59
14	Union Bank of India	405	125.57	0	0.00	228	79.64
15	United Bank of India	8492	875.14	6176	951.01	8492	875.14
Sub Total		19842	5095.04	13246	3494.00	16620	4227.43
UT of A & N Islands							
1	State Bank of India	39306	6295.49	8519	2527.48	11916	4830.89
Sub Total		39306	6295.49	8519	2527.48	11916	4830.89
Total-Eastern Region		136099	53797.74	43684	22382.39	91741	44095.35
CENTRAL REGION							
Chattisgarh							
1	Allahabad Bank	62	6.00	62	6.00	NA	NA
2	Bank of Baroda	55	89.00	38	85.00	15	27.00
3	Bank of India	7	11.79	5	8.67	2	0.11
4	Bank of Maharashtra	13	15.19	10	14.29	9	5.18
5	Canara Bank	8	21.90	8	21.90	4	9.90
6	Central Bank of India	298	454.64	298	454.64	264	205.60
7	Dena Bank	169	201.85	44	52.55	29	34.64
8	Oriental Bank of Commerce	1	1.85	1	1.85	NA	NA
9	Punjab National Bank	486	459.95	162	335.45	486	459.95
10	State Bank of India	3546	2320.10	795	926.95	2141	264.50
11	Union Bank of India	16	4.05	0	0.00	3	0.82
Sub Total		4661	3586.32	1423	1907.30	2953	1007.70
Madhya Pradesh							
1	Allahabad Bank	96	137.90	92	129.14	37	49.21
2	Bank of Baroda	74	68.72	56	57.20	63	59.21
3	Bank of India	486	941.28	291	823.99	354	615.92
4	Bank of Maharashtra	93	92.22	84	90.22	69	50.21
5	Canara Bank	53	62.25	51	59.50	36	42.25
6	Central Bank of India	983	762.67	893	666.09	439	245.08
7	Dena Bank	6	14.78	2	4.93	2	4.93
8	Oriental Bank of Commerce	5	7.81	5	7.81	NA	NA
9	Punjab National Bank	36	35.02	36	32.02	3	3.00
10	Punjab & Sind Bank	4	8.17	4	8.17	4	8.17
11	State Bank of Hyderabad	1	0.56	NA	NA	1	0.50
12	State Bank of India	2646	1040.90	760	758.45	380	125.02
13	State Bank of Indore	749	507.37	374	414.35	463	231.71
14	Syndicate Bank	35	18.44	8	15.50	9	14.65
15	UCO Bank	287	232.19	246	218.93	56	65.90
Sub Total		5554	3930.28	2902	3286.30	1916	1515.76

NA : Not reported / Not available



STATEMENT – IV - A (Contd.)

(Amount Rs. Lakh)

Sl. No.	Name of the Bank	Total Loans disbursed during the year		Out of Total - under SGSY & other sponsored schemes		Out of Total- Exclusive Women SHGs	
		No. of SHGs	Amount	No. of SHGs	Amount	No. of SHGs	Amount
Uttarakhand							
1	Allahabad Bank	15	23.60	15	23.60	12	20.85
2	Bank of Baroda	41	58.00	41	58.00	8	13.00
3	Bank of India	7	8.86	7	8.86	3	3.25
4	Canara Bank	60	36.50	15	7.50	2	1.50
5	Central Bank of India	70	42.50	19	16.00	39	33.10
6	Oriental Bank of Commerce	41	32.13	18	19.27	5	6.05
7	Punjab National Bank	53	35.88	53	35.88	45	34.16
8	State Bank of India	1229	1420.50	953	1060.03	7	4.96
9	Union Bank of India	23	51.09	20	106.65	23	30.02
Sub Total		1539	1709.06	1141	1335.79	144	146.89
Uttar Pradesh							
1	Allahabad Bank	2059	2969.05	1687	2669.12	671	866.70
2	Bank of Baroda	2975	2367.15	2643	2198.13	1485	1035.87
3	Bank of India	1181	1604.98	1067	1472.98	546	866.05
4	Canara Bank	556	300.66	441	221.97	118	82.33
5	Central Bank of India	556	541.30	253	407.83	221	257.60
6	Dena Bank	47	47.05	32	32.03	16	16.02
7	Indian Bank	12	10.23	1	0.20	11	9.51
8	Indian Overseas Bank	333	30.51	164	18.15	326	29.90
9	Oriental Bank of Commerce	97	138.67	95	136.17	22	20.44
10	Punjab National Bank	559	718.89	410	426.50	345	397.12
11	Punjab & Sind Bank	67	99.88	66	97.88	12	23.88
12	State Bank of India	7047	5195.00	4715	2204.27	3013	1541.91
13	Syndicate Bank	177	190.41	94	135.74	51	51.79
14	UCO Bank	201	129.87	154	129.23	38	45.53
15	Union Bank of India	632	1296.59	0	14.92	331	347.08
16	Vijaya Bank	9	20.02	6	11.77	1	1.97
Sub Total		16508	15660.26	11828	10176.89	7207	5593.70
Total-Central Region		28261	24885.92	17293	16706.27	12219	8264.05
WESTERN REGION							
Gujarat							
1	Bank of Baroda	798	582.62	242	351.01	668	427.36
2	Bank of India	37	18.48	37	18.48	24	12.22
3	Bank of Maharashtra	0	0.00	0	0.00	0	0.00
4	Corporation Bank	106	150.60	0	0.00	91	149.10
5	Dena Bank	129	467.10	41	148.46	17	61.55
6	Indian Bank	37	18.40	2	36.80	34	17.11
7	Indian Overseas Bank	8103	4606.52	4051	2522.96	7941	4514.38
8	Punjab National Bank	6	1.20	6	1.20	5	1.00
9	State Bank of India	511	272.22	60	33.29	374	204.99
10	State Bank of Saurashtra	94	72.57	53	58.03	24	22.64
11	Union Bank of India	59	117.08	0	0.00	51	104.73
Sub Total		9880	6306.79	4492	3170.23	9229	5515.08

NA : Not reported / Not available



STATEMENT – IV - A (Contd.)

(Amount Rs. Lakh)

Sl. No.	Name of the Bank	Total Loans disbursed during the year		Out of Total - under SGSY & other sponsored schemes		Out of Total- Exclusive Women SHGs	
		No. of SHGs	Amount	No. of SHGs	Amount	No. of SHGs	Amount
Maharashtra							
1	Allahabad Bank	111	116.88	81	90.48	97	102.66
2	Bank of Baroda	494	424.61	264	210.37	487	417.41
3	Bank of India	3811	1903.98	1217	986.30	3176	1651.63
4	Bank of Maharashtra	2772	1852.23	1244	1054.72	2602	1677.43
5	Canara Bank	116	78.18	44	47.49	107	68.24
6	Central Bank of India	1766	2484.49	1106	2262.75	1034	1037.88
7	Corporation Bank	2	2.05	0	0.00	2	2.05
8	Dena Bank	354	263.00	281	208.76	244	181.27
9	IDBI Bank	438	510.44	298	362.39	76	88.39
10	Indian Bank	30	42.85	6	8.57	28	39.85
11	Indian Overseas Bank	121	30.34	59	15.93	118	29.75
12	Punjab National Bank	62	24.75	30	12.00	30	12.00
13	Punjab & Sind Bank	1	0.54	1	0.54	1	0.54
14	State Bank of Hyderabad	1147	625.30	396	192.21	1032	562.77
15	State Bank of India	24653	7098.00	4308	2673.30	22444	5247.66
16	Syndicate Bank	69	73.50	36	29.25	46	43.25
17	UCO Bank	232	119.44	140	76.90	152	95.63
18	Union Bank of India	591	274.77	354	265.52	591	274.77
19	Vijaya Bank	25	72.30	11	42.30	12	30.30
Sub Total		36795	15997.65	9876	8539.78	32279	11563.48
Goa							
1	Bank of Baroda	211	210.91	60	69.04	36	52.16
2	Bank of India	76	84.54	12	12.42	56	64.62
3	Bank of Maharashtra	1	0.20	0	0.00	1	0.20
4	Canara Bank	725	24.41	0	2.50	725	24.41
5	Central Bank of India	19	26.14	5	14.00	5	14.00
6	Corporation Bank	27	27.65	5	9.62	17	22.89
7	Indian Overseas Bank	226	254.41	111	133.57	220	249.32
8	State Bank of India	359	224.00	206	161.50	330	203.28
9	Union Bank of India	21	21.79	0	0.00	20	17.54
Sub Total		1665	874.05	399	402.65	1410	648.42
Total- Western Region		48340	23178.49	14767	12112.66	42918	17726.98
SOUTHERN REGION							
Andhra Pradesh							
1	Allahabad Bank	1167	1425.56	5	10.30	857	1048.67
2	Andhra Bank	43348	45674.18	1222	1981.77	43348	45674.18
3	Bank of Baroda	3612	4234.00	58	70.00	3612	4234.00
4	Bank of India	3365	2267.28	168	56.73	3365	2267.28
5	Bank of Maharashtra	99	97.51	34	28.81	99	97.51
6	Canara Bank	13851	7274.47	587	42.87	13851	7274.47
7	Central Bank of India	3173	1974.96	366	221.37	2226	1424.56
8	Corporation Bank	2465	2298.67	264	593.43	2465	2298.67
9	Dena Bank	46	53.30	23	26.65	9	10.44
10	Indian Bank	14780	17285.26	1294	851.70	13745	16075.29
11	Indian Overseas Bank	21858	21765.78	11461	11063.26	21747	21328.26

NA : Not reported / Not available



STATEMENT – IV - A (Contd.)

(Amount Rs. Lakh)

Sl. No.	Name of the Bank	Total Loans disbursed during the year		Out of Total - under SGSY & other sponsored schemes		Out of Total- Exclusive Women SHGs	
		No. of SHGs	Amount	No. of SHGs	Amount	No. of SHGs	Amount
12	Oriental Bank of Commerce	14	5.40	3	3.63	13	5.05
13	Punjab National Bank	559	369.87	2	7.50	559	369.87
14	State Bank of Hyderabad	40522	34513.90	9415	7061.33	36470	31062.51
15	State Bank of India	82871	83412.00	829	658.00	82871	83412.00
16	UCO Bank	533	686.82	104	156.50	533	686.82
17	Union Bank of India	9861	15055.66	136	140.63	9540	14266.54
18	Vijaya Bank	2957	2545.47	1	1.10	2957	2545.47
	Sub Total	245081	240940.09	25972	22975.58	238267	234081.59
Karnataka							
1	Allahabad Bank	70	20.88	69	20.64	69	20.64
2	Andhra Bank	7	11.00	2	1.39	7	11.00
3	Bank of Baroda	119	162.05	18	26.93	116	160.35
4	Bank of India	345	87.44	128	49.84	345	87.44
5	Bank of Maharashtra	5	9.75	2	5.00	5	9.75
6	Canara Bank	6325	7240.10	561	570.12	5982	6594.18
7	Central Bank of India	43	56.50	10	10.65	41	54.50
8	Corporation Bank	2189	4233.78	77	109.50	1894	3644.16
9	Dena Bank	92	106.60	43	49.82	24	27.81
10	Indian Bank	231	379.97	5	7.59	215	353.37
11	Indian Overseas Bank	256	312.00	125	163.80	250	305.76
12	Oriental Bank of Commerce	7	10.89	7	10.89	7	10.89
13	Punjab National Bank	42	26.67	0	0.00	38	12.35
14	State Bank of Hyderabad	472	319.46	174	98.68	425	287.51
15	State Bank of India	16775	7265.00	97	132.49	11175	842.00
16	State Bank of Mysore	12656	11320.12	587	701.00	12012	10733.25
17	Syndicate Bank	3164	1302.49	262	162.92	2207	825.16
18	UCO Bank	150	48.91	105	13.55	150	48.91
19	Union Bank of India	595	612.92	23	25.60	595	609.95
20	Vijaya Bank	3876	4013.72	138	311.48	3741	3849.52
	Sub Total	47419	37540.25	2433	2471.89	39298	28488.50
Kerala							
1	Allahabad Bank	17	5.22	17	5.16	17	5.16
2	Bank of Baroda	195	167.30	27	34.15	159	132.22
3	Bank of India	1160	681.00	97	141.96	1093	590.99
4	Canara Bank	7627	5884.29	1057	1056.36	6886	5300.51
5	Central Bank of India	2004	1392.00	1336	336.00	2004	1392.00
6	Corporation Bank	377	504.42	14	32.94	375	498.47
7	Dena Bank	56	37.58	13	8.72	28	18.79
8	Indian Bank	1348	3009.24	27	60.18	1253	2798.59
9	Indian Overseas Bank	5254	2633.70	2573	1398.12	5149	2581.95
10	Punjab National Bank	147	130.31	36	62.87	124	115.13
11	State Bank of India	12353	9190.48	348	185.18	9644	7415.18
12	State Bank of Travancore	14322	7078.02	1453	646.11	NA	NA

NA : Not reported / Not available



STATEMENT – IV - A (Contd.)

(Amount Rs. Lakh)

Sl. No.	Name of the Bank	Total Loans disbursed during the year		Out of Total - under SGSY & other sponsored schemes		Out of Total- Exclusive Women SHGs	
		No. of SHGs	Amount	No. of SHGs	Amount	No. of SHGs	Amount
13	Syndicate Bank	303	381.68	35	39.09	231	321.27
14	UCO Bank	45	61.62	16	18.02	42	60.87
15	Union Bank of India	1474	1350.93	0	0.00	1135	270.66
16	Vijaya Bank	150	92.53	115	78.32	120	78.57
Sub Total		46832	32600.32	7164	4103.18	28260	21580.36
Tamil Nadu							
1	Allahabad Bank	87	26.10	86	25.80	86	25.80
2	Andhra Bank	101	99.82	16	27.45	101	99.82
3	Bank of Baroda	1335	1126.20	359	354.08	1261	1077.38
4	Bank of India	29364	459.06	284	140.07	25929	333.34
5	Canara Bank	17366	11147.73	6310	2342.57	15939	10115.12
6	Central Bank of India	1051	435.80	502	217.15	1051	435.80
7	Corporation Bank	365	192.05	217	117.05	354	187.03
8	Dena Bank	112	75.17	26	17.45	82	55.03
9	Indian Bank	17402	25555.09	2564	511.10	16180	23766.23
10	Indian Overseas Bank	20472	15924.21	10031	8365.67	20063	15605.74
11	Oriental Bank of Commerce	38	47.20	31	33.24	38	47.20
12	Punjab National Bank	308	118.79	14	38.25	176	89.40
13	State Bank of Hyderabad	5	0.46	1	0.20	0	0.00
14	State Bank of India	29133	15083.00	18456	9458.10	29133	15083.00
15	Syndicate Bank	1204	1515.03	86	70.13	1138	1416.94
16	UCO Bank	526	383.54	243	170.79	460	311.10
17	Union Bank of India	884	588.12	0	0.00	743	588.20
18	Vijaya Bank	270	158.53	10	3.75	270	158.53
Sub Total		120023	72935.90	39236	21892.85	113004	69395.66
Pondicherry							
1	Bank of Baroda	59	35.67	NA	NA	59	35.67
2	Bank of India	39	0.41	0	0.00	39	0.41
3	Indian Bank	241	356.25	0	0.00	224	331.31
4	Indian Overseas Bank	159	2.09	64	0.79	159	2.09
5	Vijaya Bank	33	38.45	0	0.00	33	38.45
Sub Total		531	432.87	64	0.79	514	407.93
Total-Southern Region		459886	384449.43	74869	51444.29	419343	353954.04
Total-Pub. Sector Comm. Banks		702667	503944.96	159640	109883.32	587119	436486.96

NA : Not reported / Not available



STATEMENT – IV - A (Contd.)

(Amount Rs. Lakh)

Sl. No.	Name of the Bank	Total Loans disbursed during the year		Out of Total - under SGSY & other sponsored schemes		Out of Total- Exclusive Women SHGs	
		No. of SHGs	Amount	No. of SHGs	Amount	No. of SHGs	Amount
PUBLIC SECTOR COMMERCIAL BANKS - All India Position							
1	Allahabad Bank	7958	7231.87	5148	4467.65	4375	3687.23
2	Andhra Bank	44022	46352.00	1336	2166.52	44022	46352.00
3	Bank of Baroda	14045	12979.71	5453	4727.79	11625	10158.58
4	Bank of India	47615	12758.42	6816	6640.78	40276	9466.84
5	Bank of Maharashtra	2983	2067.11	1374	1193.05	2785	1840.28
6	Canara Bank	58705	33255.01	16650	5108.60	51931	30239.67
7	Corporation Bank	5543	7418.73	577	862.54	5210	6811.88
8	Central Bank of India	12859	10086.05	7618	6497.95	9603	6534.79
9	Dena Bank	1012	1266.53	505	549.37	451	410.48
10	IDBI Bank	438	510.44	298	362.39	76	88.39
11	Indian Bank	36856	47282.28	3914	1483.67	34271	43972.48
12	Indian Overseas Bank	59519	47691.15	29982	24826.39	58658	46736.09
13	Oriental Bank of Commerce	732	700.09	369	432.66	502	454.80
14	Punjab & Sind Bank	328	325.37	319	318.24	183	186.54
15	Punjab National Bank	5074	3950.88	1943	2268.48	3932	2833.18
16	State Bank of India	283339	174929.55	49947	31104.85	224274	149464.74
17	State Bank of Bikaner & Jaipur	3647	2383.99	610	698.05	3328	2011.48
18	State Bank of Hyderabad	42147	35459.68	9986	7352.42	37928	31913.29
19	State Bank of Indore	749	507.37	374	414.35	463	231.71
20	State Bank of Mysore	12656	11320.12	587	701.00	12012	10733.25
21	State Bank of Patiala	719	625.00	257	390.00	553	428.86
22	State Bank of Saurashtra	94	72.57	53	58.03	24	22.64
23	State Bank of Travancore	14322	7078.02	1453	646.11	0	0.00
24	Syndicate Bank	5219	3730.58	733	643.77	3934	2899.77
25	Union Bank of India	15521	20264.62	928	824.19	14002	17191.66
26	United Bank of India	10676	1963.75	7320	1756.94	9670	1462.42
27	UCO Bank	8509	4740.94	4809	2938.81	5886	3647.45
28	Vijaya Bank	7380	6993.13	281	448.72	7145	6706.46
TOTAL-Public Sector CBs		702667	503944.96	159640	109883.32	587119	436486.96

NA : Not reported / Not available



STATEMENT – IV - A

Progress under Microfinance - Bank Loans disbursed to SHGs during 2007-08 Private Sector Commercial Banks (CBs)

(Amount Rs. Lakh)

Sl. No.	Name of the Bank	Total Loans disbursed during the year		Out of Total - under SGSY & other sponsored schemes		Out of Total – Exclusive Women SHGs	
		No. of SHGs	Amount	No. of SHGs	Amount	No. of SHGs	Amount
NORTHERN REGION							
Haryana							
1	HDFC Bank	87	117.85	0	0	87	117.85
	Sub-Total	87	117.85	0	0.00	87	117.85
Himachal Pradesh							
1	HDFC Bank	165	301.10	0	0.00	165	301.10
	Sub-Total	165	301.10	0	0.00	165	301.10
Rajasthan							
1	Bank of Rajasthan	247	122.33	47	84.50	240	111.31
2	HDFC Bank	198	120.06	0	0.00	198	120.06
	Sub-Total	445	242.39	47	84.50	438	231.37
	Total-Northern Region	697	661.34	47	84.5	690	650.32
EASTERN REGION							
Orissa							
1	HDFC Bank	4132	4125.86	0	0.00	4132	4125.86
	Sub-Total	4132	4125.86	0	0.00	4132	4125.86
	Total-Eastern Region	4132	4125.86	0	0.00	4132	4125.86
CENTRAL REGION							
Madhya Pradesh							
1	HDFC Bank	81	40.98	0	0.00	81	40.98
	Sub-Total	81	40.98	0	0.00	81	40.98
Uttarakhand							
1	Nainital Bank	87	78.30	69	68.62	3	6.00
	Sub-Total	87	78.30	69	68.62	3	6.00
Uttar Pradesh							
1	HDFC Bank	213	134.53	0	0.00	213	134.53
	Sub-Total	213	134.53	0	0.00	213	134.53
	Total-Central Region	381	253.81	69	68.62	297	181.51
WESTERN REGION							
Maharashtra							
1	AXIS Bank	99	60.40	41	22.85	99	60.40
2	HDFC Bank	1091	813.12	0	0.00	1091	813.12
3	ICICI Bank	7	7.25	0	0.00	7	7.25
4	Ratnakar Bank	38	25.75	30	24.25	38	25.75
	Sub-Total	1235	906.52	71	47.10	1235	906.52
	Total-Western Region	1235	906.522	71	47.10	1235	906.52
SOUTHERN REGION							
Andhra Pradesh							
1	HDFC Bank	5124	6159.37	0	0.00	5124	6159.37
	Sub-Total	5124	6159.37	0	0.00	5124	6159.37

NA : Not reported / Not available



STATEMENT – IV - A (Contd.)

(Amount Rs. Lakh)

Sl. No.	Name of the Bank	Total Loans disbursed during the year		Out of Total - under SGSY & other sponsored schemes		Out of Total – Exclusive Women SHGs	
		No. of SHGs	Amount	No. of SHGs	Amount	No. of SHGs	Amount
Karnataka							
1	HDFC Bank	563	647.65	0	0.00	563	647.65
	Sub-Total	563	647.65	0	0.00	563	647.65
Kerala							
1	Dhanalakshmi Bank	4670	2495.92	550	83.85	4570	2469.48
2	HDFC Bank	96	121.45	0	0.00	96	121.45
3	South Indian Bank	356	245.04	148	88.37	347	236.73
4	Tamilnad Merchant Bank	2	2.50	1	0.50	2	2.50
	Sub-Total	5124	2864.91	699	172.72	5015	2830.16
Tamil Nadu							
1	HDFC Bank	12335	18929.07	0	0.00	12335	18929.07
2	Karur Vysya Bank	44	41.27	27	29.66	42	38.42
3	Tamilnad Merchant Bank	2659	1644.34	121	84.35	1150	961.45
	Sub-Total	15038	20614.68	148	114.01	13527	19928.94
UT of Pondicherry							
1	HDFC Bank	158	211.25	0	0.00	158	211.25
	Sub-Total	158	211.25	0	0	158	211.25
	Total-Southern Region	26007	30497.86	847	286.73	24387	29777.37
	Total - Pvt. Sector Comm. Banks	32452	36445.392	1034	486.95	30741	35641.58

NA : Not reported / Not available

NA : Not reported / Not available



STATEMENT – IV - A

Progress under Microfinance - Bank Loans disbursed to SHGs during 2007-08 Private Sector Commercial Banks (CBs)

(Amount Rs. Lakh)

Sl. No.	Name of the Bank	Total Loans disbursed during the year		Out of Total - under SGSY & other sponsored schemes		Out of Total – Exclusive Women SHGs	
		No. of SHGs	Amount	No. of SHGs	Amount	No. of SHGs	Amount
PRIVATE SECTOR COMMERCIAL BANKS - All India Position							
1	Bank of Rajasthan	247	122.33	47	84.50	240	111.31
2	Catholic Syrian Bank	NA	NA	NA	NA	NA	NA
3	Centurian Bank of Punjab	NA	NA	NA	NA	NA	NA
4	City Union Bank	NA	NA	NA	NA	NA	NA
5	Dhanalakshmi Bank	4670	2495.92	550	83.85	4570	2469.48
6	Development Credit Bank	NA	NA	NA	NA	NA	NA
7	Federal Bank	NA	NA	NA	NA	NA	NA
8	HDFC Bank	24243	31722.29	0	0.00	24243	31722.29
9	ICICI Bank	7	7.25	0	0.00	7	7.25
10	ING-Vysya Bank	NA	NA	NA	NA	NA	NA
11	IndusInd Bank	NA	NA	NA	NA	NA	NA
12	Jammu&Kashmir Bank	NA	NA	NA	NA	NA	NA
13	Karnataka Bank	NA	NA	NA	NA	NA	NA
14	Karur Vysya Bank	44	41.27	27	29.66	42	38.42
15	Kotak Mahindra Bank	NA	NA	NA	NA	NA	NA
16	Laxmi Vilas Bank	NA	NA	NA	NA	NA	NA
17	Nainital Bank	87	78.30	69	68.62	3	6.00
18	Ratnakar Bank	38	25.75	30	24.25	38	25.75
19	SBI Commercial & Intl. Bank	0	0.00	0	0.00	0	0.00
20	South Indian Bank	356	245.04	148	88.37	347	236.73
21	Tamilnad Merchant Bank	2661	1646.84	122	84.85	1152	963.95
22	AXIS Bank	99	60.40	41	22.85	99	60.40
23	Yes Bank	0	0.00	0	0.00	0	0.00
	TOTAL- Private Sector CBs	32452	36445.39	1034	486.95	30741	35641.58
	Grand Total - Commercial Banks	735119	540390.35	160674	110370.27	617860	472128.54

NA : Not reported / Not available



STATEMENT – IV – B

Progress under Microfinance - Bank Loans disbursed to SHGs during 2007-08 Regional Rural Banks (RRBs)

(Amount Rs. Lakh)

Sl. No.	Name of the Bank	Total Loans disbursed during the year		Out of Total - under SGSY & other sponsored schemes		Out of Total – Exclusive Women SHGs	
		No. of SHGs	Amount	No. of SHGs	Amount	No. of SHGs	Amount
NORTHERN REGION							
Haryana							
1	Gurgaon Gramin Bank	739	710.75	235	260.59	628	604.13
2	Haryana Gramin Bank	512	131.79	500	1005.16	428	87.36
Sub-Total		1251	842.54	735	1265.75	1056	691.49
Himachal Pradesh							
1	Parvatiya Gramin Bank	176	141.77	54	86.69	51	87.70
2	Himachal Gramin Bank	962	1046.36	26	16.00	808	797.66
Sub-Total		1138	1188.13	80	102.69	859	885.36
Punjab							
1	Faridkot Gramin Bank	34	23.50	17	13.31	33	22.85
2	Malwa KGB	83	124.70	29	79.43	75	110.25
3	Punjab Gramin Bank	264	198.57	173	141.38	221	159.37
Sub-Total		381	346.77	219	234.12	329	292.47
Jammu & Kashmir							
1	Jammu Rural Bank	26	9.22	4	0.80	26	9.22
2	Ellaquai Dehati Bank	NA	NA	NA	NA	NA	NA
3	Kamraj Rural Bank	NA	NA	NA	NA	NA	NA
Sub-Total		26	9.22	4	0.80	26	9.22
Rajasthan							
1	Rajasthan Gramin Bank	NA	NA	NA	NA	NA	NA
2	Baroda Rajasthan Gramin Bank	NA	NA	NA	NA	NA	NA
3	Hadoti KGB	1163	384.35	139	98.20	980	317.96
4	Jaipur Thar Gramin Bank	NA	NA	NA	NA	NA	NA
5	Mewar Aanchalik GB	NA	NA	NA	NA	NA	NA
6	MGB Grameen Bank	NA	NA	NA	NA	NA	NA
Sub-Total		1163	384.35	139	98.20	980	317.96
Total-Northern Region		3959	2771.01	1177	1701.56	3250	2196.50
NORTH EASTERN REGION							
Assam							
1	Assam Gramin Vikash Bank	10550	3701.05	4165	2467.43	6435	2385.41
2	Langpi Dehangi Rural Bank	777	367.78	275	277.78	737	337.11
Sub-Total		11327	4068.83	4440	2745.21	7172	2722.52
Meghalaya							
1	Khasi Jaintia Ka GB	270	109.30	192	91.49	87	34.17
Nagaland							
1	Nagaland Rural Bank	0	0.00	0	0.00	0	0.00
Tripura							
1	Tripura Gramin Bank	1856	1292.43	414	1050.17	1697	1204.87
Arunachal Pradesh							
1	Arunachal Pradesh RB	10	3.50	0	0.00	8	2.50
Mizoram							
1	Mizoram RB	626	852.47	205	71.75	626	852.47
Manipur							
1	Manipur RB	174	74.50	0	0.00	174	74.50
Total-North Eastern Region		14263	6401.03	5251	3958.62	9764	4891.03

NA : Not reported / Not available



STATEMENT – IV - B (Contd.)

(Amount Rs. Lakh)

Sl. No.	Name of the Bank	Total Loans disbursed during the year		Out of Total - under SGSY & other sponsored schemes		Out of Total – Exclusive Women SHGs	
		No. of SHGs	Amount	No. of SHGs	Amount	No. of SHGs	Amount
EASTERN REGION							
Bihar							
1	Bihar Khsetriya Gramin Bank	3032	1981.65	2001	1235.78	2023	1372.75
2	Madhya Bihar Gramin Bank	2514	1587.00	1155	1042.00	2260	1428.30
3	Uttar Bihar Gramin Bank	3104	3056.00	1754	3116.00	2338	2294.12
4	Kosi KGB	NA	NA	NA	NA	NA	NA
5	Samastipur KGB	1547	469.00	934	240.00	852	261.16
Sub-Total		10197	7093.65	5844	5633.78	7473	5356.33
Jharkhand							
1	Jharkhand Gramin Bank	807	350.75	628	271.85	378	158.52
2	Vananchal Gramin Bank	1139	660.23	785	577.59	869	551.20
Sub-Total		1946	1010.98	1413	849.44	1247	709.72
Orissa							
1	Kalinga Gramya Bank	4819	2694.23	325	788.26	4499	2559.04
2	Rushikulya Gramya Bank	520	491.68	177	366.60	520	491.68
3	Utkal Gramya Bank	17790	10571.46	1360	4184.41	16286	9762.74
4	Neelachal Gramya Bank	6641	2945.00	170	2125.00	6614	2933.22
5	Baitarani Gramya Bank	3485	1374.88	451	1281.76	3099	1225.88
Sub-Total		33255	18077.25	2483	8746.03	31018	16972.56
West Bengal							
1	Pashchim Bangal GB	3661	961.00	1888	376.00	2172	512.00
2	Bangiya GB	6652	2559.40	2122	539.70	6540	2529.60
3	Uttarbanga KGB	3938	1373.00	2190	1090.00	3741	1240.00
Sub-Total		14251	4893.40	6200	2005.70	12453	4281.60
Total-Eastern Region		59649	31075.28	15940	17234.95	52191	27320.21
CENTRAL REGION							
Chhattisgarh							
1	Chhattisgarh Gramin Bank	1297	1017.91	632	991.46	1015	952.81
2	Durg Rajnandgaon G Bank	1088	853.88	153	310.73	430	101.76
3	Surguja KGB	716	591.93	267	507.46	96	8.26
Sub-Total		3101	2463.72	1052	1809.65	1541	1062.83
Madhya Pradesh							
1	Madhya Bharat GB	558	354.72	536	349.27	356	200.80
2	Jhabua-Dhar KGB	807	346.77	338	140.29	589	245.67
3	Mahakaushal KGB	21	18.78	21	18.78	12	15.37
4	Narmada Malwa Gramin Bank	448	517.47	371	404.55	225	265.38
5	Rewa-Sidhi KGB	135	136.51	135	136.51	15	0.43
6	Narmada - Satpura GB	5775	2099.67	4897	520.29	2311	618.38
7	Sharda KGB	153	60.56	89	46.90	119	47.14
8	Vidisha-Bhopal KGB	30	46.05	20	41.00	15	9.05
Sub-Total		7927	3580.53	6407	1657.59	3642	1402.22
Uttarakhand							
1	Nainital Almora KGB	310	335.32	123	251.59	263	277.69
2	Uttaranchal GB	506	451.63	402	424.28	172	172.72
Sub-Total		816	786.95	525	675.87	435	450.41
Uttar Pradesh							
1	Aryavart Gramin Bank	3295	4255.00	3176	4197.00	0	0.00
2	Ballia Kshetriya Gramin Bank	149	320.66	128	294.36	81	120.23
3	Baroda Uttar Pradesh Gramin Bank	4360	1504.00	2229	621.68	0	0.00
4	Etawah Kshetriya Gramin Bank	294	47.37	216	39.33	0	0.00
5	Kashi Gonti samyut Gramin Bank	2314	2318.15	1963	1974.53	548	258.27

NA : Not reported / Not available



STATEMENT – IV - B (Contd.)

(Amount Rs. Lakh)

Sl. No.	Name of the Bank	Total Loans disbursed during the year		Out of Total - under SGSY & other sponsored schemes		Out of Total – Exclusive Women SHGs	
		No. of SHGs	Amount	No. of SHGs	Amount	No. of SHGs	Amount
6	Kshetriya Kisan Gramin Bank, Mainpuri	NA	NA	NA	NA	NA	NA
7	Lucknow Kshetriya Gramin Bank	908	1709.10	754	1633.15	0	0.00
8	Prathama Bank	2290	1383.42	329	491.98	0	0.00
9	Purvanchal Gramin Bank	3889	237.00	1795	158.00	0	0.00
10	Sarva UP Gramin Bank	933	784.95	802	633.57	0	0.00
11	Shreyas Gramin Bank	946	807.08	946	807.08	378	322.82
12	Triveni Kshetriya Gramin Bank	474	892.02	403	800.04	0	0.00
	Sub-Total	19852	14258.75	12741	11650.72	1007	701.32
	Total-Central Region	31696	21089.95	20725	15793.83	6625	3616.78
WESTERN REGION							
Gujarat							
1	Baroda Gujarat Gramin Bank	940	441.29	300	136.44	0	0.00
2	Dena Gujarat Gramin Bank	210	111.50	53	27.39	0	0.00
3	Saurashtra Gramin Bank	86	35.11	40	20.82	0	0.00
	Sub-Total	1236	587.90	393	184.65	0	0.00
Maharashtra							
1	R & S RRB	300	115.45	158	64.86	300	115.45
2	Maha Godavari RRB	3176	2031.16	299	186.12	3176	2031.16
3	Marathwada RRB	8818	8024.38	3676	3418.68	7318	6532.06
4	Wainganga KGB	NA	NA	NA	NA	NA	NA
5	Solapur RRB	NA	NA	NA	NA	NA	NA
6	Thane RRB	NA	NA	NA	NA	NA	NA
7	Vidharba GB	NA	NA	NA	NA	NA	NA
	Sub-Total	12294	10170.99	4133	3669.66	10794	8678.67
	Total-Western Region	13530	10758.89	4526	3854.31	10794	8678.67
SOUTHERN REGION							
Andhra Pradesh							
1	Chaitanya Godavari Gr. Bank	6139	5120.32	0	0	6139	5120.32
2	Deccan Grameen Bank	17031	14213.00	0	0.00	17031	14213.00
3	Andhra Pradesh Gr. Vikas Bank	61375	49260.90	10072	9737.20	61375	49260.90
4	Saptagiri Grameena Bank	16326	20630.62	0	0.00	16326	20630.62
5	Andhra Pragati Grameena Bank	45472	47739.00	16	7.75	45472	47739.00
	Sub-Total	146343	136963.84	10088	9744.95	146343	136963.84
Karnataka							
1	Krishna Gramin Bank	3868	1332.64	166	486.75	2332	1313.70
2	Chiko Kodagu GB	377	374.77	11	37.68	130	102.89
3	Pragathi Grameena Bank	14375	6464.79	409	572.57	12939	5818.31
4	Visveshvaraya Grameena Bank	1295	1437.83	58	115.23	1116	1307.48
5	Karnataka Vikasa Grameena Bank	10949	7368.29	936	1646.48	8857	6372.99
6	Cauvery Kalpataru Grameena Bank	9988	21643.08	628	1409.59	9289	9956.22
	Sub-Total	40852	38621.40	2208	4268.30	34663	24871.59
Kerala							
1	North Malabar Gramin Bank	1210	1190.05	587	574.24	792	800.55
2	South Malabar Gramin Bank	2682	2093.14	1548	727.14	2646	2039.52
	Sub-Total	3892	3283.19	2135	1301.38	3438	2840.07
Tamil Nadu & UT of Pondicherry							
1	Pandyam Grama Bank	8960	6005.00	1680	1058.00	1680	1058.00
2	Pallavan Grama Bank	4506	8214.55	948	854.64	40943	8033.55
	Sub-Total	13466	14219.55	2628	1912.64	42623	9091.55
	Total-Southern Region	204553	193087.98	17059	17227.27	227067	173767.05
	Grand Total - RRBs	327650	265184.14	64678	59770.54	309691	220470.25

NA : Not reported / Not available



STATEMENT – IV – C

Progress under Microfinance - Bank Loans disbursed to SHGs during 2007-08 Co-operative Banks

(Amount Rs. Lakh)

Sl. No.	Name of the Bank	Total Loans disbursed during the year		Out of Total - under SGSY & other sponsored schemes		Out of Total – Exclusive Women SHGs	
		No. of SHGs	Amount	No. of SHGs	Amount	No. of SHGs	Amount
STATE CO-OP. BANK/ DISTRICT CENTRAL CO-OP. BANK							
NORTHERN REGION							
Haryana							
1	Hissar	190	121.04	190	121.04	0	0.00
2	Jind	4	0.00	0	0.00	0	0.00
3	Karnal	12	2.85	2.85	0.00	0	0.00
4	Kaithal	NA	NA	NA	NA	NA	NA
5	Mohindergarh	NA	NA	NA	NA	NA	NA
6	Rohtak	2	4.26	2	4.26	0	0.00
7	Sonepat	NA	NA	NA	NA	NA	NA
8	Panipat	5	3.00	0	0.00	0	0.00
9	Yamunanagar	NA	NA	NA	NA	NA	NA
Sub-Total		213	131.15	194.85	125.30	0	0.00
Himachal Pradesh							
1	State Co-operative Bank	96	49.17	14	1.90	86	43.86
2	Jogindra	531	496.42	6	13.13	512	482.65
Sub-Total		627	545.59	20	15.03	598	526.51
Punjab							
1	Faridkot	10	7.73	0	0.00	10	7.73
2	Fatehgarh	60	5.39	0	0.00	59	5.20
3	Fazilka	7	9.80	3	9.00	7	9.80
4	Ferozepur	NA	NA	NA	NA	NA	NA
5	Gurdaspur	65	37.19	0	0.00	0	0.00
6	Hoshiarpur	11	19.00	7	11.92	4	6.65
7	Jalandhar	25	10.40	7	2.80	25	10.40
8	Kapurthala	3	1.16	0	0.00	3	1.16
9	Ludhiana	24	10.28	0	0.00	0	0.00
10	Moga	30	9.57	0	0.00	23	6.73
11	Nawanshar	24	7.78	0	0.00	24	7.78
12	Patiala	31	31.92	3	9.00	28	22.90
13	Ropar	14	3.69	0	0.00	0	0.00
14	Sangrur	23	57.08	20	53.92	22	54.58
15	Tarn Taran	3	0.25	0	0.00	3	0.25
16	Mohali	15	13.28	0	0.00	15	13.28
Sub-Total		345	224.52	40	86.64	223	146.46
Jammu & Kashmir							
1	State Co-operative Bank	45	26.49	15	7.50	45	26.49
2	Anantnag	16	15.30	16	15.30	16	15.30
3	Baramulla	56	25.85	56	25.85	NA	NA
Sub-Total		117	67.64	87	48.65	61	41.79
Rajasthan							
1	Ajmer	858	594.90	0	0.00	0	0.00
2	Alwar	742	271.57	0	0.00	683	262.19
3	Banswara	191	111.92	0	0.00	188	106.92
4	Baran	136	15.35	0	0.00	136	15.35

Note : 1. Only those Co-op. Banks are included which reported the data
2. NA : Not reported / Not available



STATEMENT – IV - C (Contd.)

(Amount Rs. Lakh)

Sl. No.	Name of the Bank	Total Loans disbursed during the year		Out of Total - under SGSY & other sponsored schemes		Out of Total – Exclusive Women SHGs	
		No. of SHGs	Amount	No. of SHGs	Amount	No. of SHGs	Amount
5	Barmer	479	516.16	77	227.25	467	502.90
6	Bharatpur	356	69.27	0	0.00	0	0.00
7	Bhilwara	950	261.02	6	7.34	950	261.02
8	Bikaner	146	54.09	4	3.60	65	21.80
9	Bundi	146	26.51	0	0.00	102	20.19
10	Chittorgarh	733	203.60	0	0.00	687	188.20
11	Churu	235	40.24	0	0.00	232	39.32
12	Dausa	274	98.15	0	0.00	248	86.64
13	Dungarpur	234	75.97	12	32.51	234	75.97
14	Hanumangarh	372	154.65	5	12.08	573	154.01
15	Jaipur	725	325.13	0	0.00	0	0.00
16	Jaisalmer	99	37.14	43	11.35	0	0.00
17	Jalore	328	122.38	37	26.16	321	113.48
18	Jhalawar	266	88.85	6	9.30	193	58.64
19	Jhunjhunu	389	82.78	81	12.09	387	76.58
20	Jodhpur	212	157.00	0	0.00	0	0.00
21	Kota	611	61.07	0	0.00	0	0.00
22	Nagaur	300	87.80	0	0.00	0	0.00
23	Pali	480	214.23	8	19.60	445	206.14
24	Swai Madhopur	179	34.36	9	0.00	178	21.76
25	Sikar	614	135.01	0	0.00	614	135.01
26	Sirohi	182	67.01	8	8.69	175	64.51
27	S.Ganganagar	802	307.69	14	19.60	788	288.09
28	Tonk	91	54.28	0	0.00	0	0.00
29	Udaipur	492	223.98	47	84.66	481	212.38
	Sub-Total	11622	4492.11	357	474.23	8147	2911.10
	Total-Northern Region	12924	5461.01	699	749.85	9029	3625.86
North Eastern Region							
Assam							
1	State Co-operative Bank	548	841.82	411	631.36	328	505.08
Meghalaya							
1	State Co-operative Bank	89	29.66	61	29.31	50	17.79
Nagaland							
1	State Co-operative Bank	100	30.76	NA	NA	NA	NA
Tripura							
1	State Co-operative Bank	114	178.62	60	175.47	27	66.52
Arunachal Pradesh							
1	State Co-operative Bank	0	0.00	0	0.00	0	0.00
Mizoram							
1	State Co-operative Bank	2	2.25	1	2.00	2	2.25
Sikkim							
1	State Co-operative Bank	21	6.83	4	0.71	14	4.78
	Total-North Eastern Region	874	1089.94	537	838.85	421	596.42
EASTERN REGION							
Bihar							
	Sub-Total	0	0.00	0	0.00	0	0.00

Note : 1. Only those Co-op. Banks are included which reported the data
2. NA : Not reported / Not available



STATEMENT – IV - C (Contd.)

(Amount Rs. Lakh)

Sl. No.	Name of the Bank	Total Loans disbursed during the year		Out of Total - under SGSY & other sponsored schemes		Out of Total – Exclusive Women SHGs	
		No. of SHGs	Amount	No. of SHGs	Amount	No. of SHGs	Amount
Orissa							
1	Aska CCB	79	36.32	10	26.95	79	36.32
2	Balasore Bhadrak CCB	1483	487.80	43	82.76	1472	484.60
3	Berhampur CCB	425	225.05	26	86.74	422	223.04
4	Bolangir CCB	74	23.06	6	21.10	73	22.86
5	Boudh CCB	390	85.34	5	0.30	325	75.44
6	Cuttack CCB	422	91.64	38	36.92	422	91.64
7	Keonjhar CCB	259	95.13	30	64.32	255	74.92
8	Koraput CCB	484	658.43	170	585.80	472	651.10
9	Mayurbhanj CCB	140	20.59	2	0.48	140	20.59
10	Nayagarh CCB	70	21.50	15	18.64	53	18.19
11	Sambalpur CCB	520	396.81	56	245.21	520	396.81
12	Sundargarh CCB	721	365.96	96	250.60	717	362.76
13	United Puri Nimapara CCB	148	37.21	0	0.00	9	1.55
14	Khurda CCB	433	163.01	22	64.04	433	163.01
15	Bhawanipatna CCB	40	13.16	0	0.00	26	9.06
16	Banki CCB	0	0.00	0	0.00	0	0.00
17	Angul United CCB	775	241.80	38	92.02	689	227.80
Sub-Total		6463	2962.81	557	1575.88	6107	2859.69
Jharkhand							
Sub-Total		NA	NA	NA	NA	NA	NA
West Bengal							
1	State Co-operative Bank	2316	1322.58	NA	NA	1968	1190.32
	Balageria	170	162.78	NA	NA	148	141.62
2	Bankura	1419	1195.31	NA	NA	1235	1039.92
3	Birbhum	107	223.37	NA	NA	93	194.33
4	Burdwan	1907	906.98	NA	NA	1659	789.07
5	Dk.Dinajpur	304	251.87	NA	NA	264	219.13
6	Darjeeling	22	27.67	NA	NA	19	24.07
7	Hooghly	3770	2520.77	NA	NA	3280	2193.07
8	Howrah	802	306.58	NA	NA	698	266.72
9	Jalpaiguri	204	325.05	NA	NA	177	282.79
10	Malda	1664	682.62	NA	NA	1448	593.88
11	Mugberia	730	431.23	NA	NA	635	375.17
12	Murshidabad	403	1603.65	NA	NA	351	1395.18
13	Nadia	1227	675.21	NA	NA	1067	587.43
14	Purulia	144	36.05	NA	NA	125	31.36
15	Raiganj	984	801.64	NA	NA	856	697.43
16	Tamluk-Ghatal	736	164.64	NA	NA	640	143.24
17	Vidyasagar	1556	909.20	1697	NA	1354	791.00
Sub-Total		18465	12547.20	1697	0.00	16018	10955.74
UT of A & N Islands							
1	State Co-operative Bank	129	75.45	16	12.23	112	58.97
Sub-Total		129	75.45	16.00	12.23	112	58.97
Total - Eastern Region		25057	15585.46	2270	1588.11	22237	13874.40
CENTRAL REGION							
Madhya Pradesh							
1	Khandwa	6	9.28	6	9.28	2	3.50
2	Khargone	32	43.84	NA	NA	2	1.00
3	Mandsaur	85	94.26	NA	NA	62	60.48
4	Morena	0	0.00	0	0.00	0	0.00

Note : 1. Only those Co-op. Banks are included which reported the data
2. NA : Not reported / Not available



STATEMENT – IV - C (Contd.)

(Amount Rs. Lakh)

Sl. No.	Name of the Bank	Total Loans disbursed during the year		Out of Total - under SGSY & other sponsored schemes		Out of Total – Exclusive Women SHGs	
		No. of SHGs	Amount	No. of SHGs	Amount	No. of SHGs	Amount
5	Narsinghpur	3	0.23	3	0.23	0	0.00
6	Panna	18	53.00	18	53.00	18	53.00
7	Ratlam	24	4.97	1	0.80	21	3.47
8	Satna	NA	NA	NA	NA	NA	NA
9	Sehore	29	11.15	NA	NA	29	11.15
10	Shahdol	44	77.25	44	77.25	32	52.10
11	Shajapur	12	15.63	12	15.63	9	10.90
12	Ujjain	49	12.07	NA	NA	49	12.07
13	Vidisha	NA	NA	NA	NA	NA	NA
Sub-Total		296	312.40	78	146.91	222	204.17
Chattisgarh							
1	Ambikapur DCCB	36	2.76	NA	NA	32	2.48
2	Bilaspur DCCB	79	6.07	79	6.07	NA	NA
3	Durg DCCB	5737	441.23	4292	397.11	5163	397.11
4	Jagdalpur DCCB	1809	139.13	478	53.78	1627	125.27
5	Rajnandgaon DCCB	1069	81.22	429	48.27	961	73.09
6	Raipur DCCB	918	70.61	439	55.02	823	63.51
Sub-Total		9648	741.02	5717	560.25	8606	661.46
Uttarakhand							
1	DCB,Haridwar	23	61.00	23	61.00	18	47.73
2	DCB, Dehradun	65	73.52	64	73.28	65	73.52
3	DCB, Pithoragarh	85	201.56	85	201.56	70	149.15
4	DCB, US Nagar	34	56.92	34	56.92	0	0.00
5	DCB, Kotdwar	41	79.38	41	79.38	13	19.95
6	DCB, Uttarkashi	29	43.65	24	48.00	22	32.74
7	DCB, Chamoli	314	124.37	288	119.03	61	26.07
8	DCB, Tehri Garhwal	184	150.64	184	150.64	28	22.60
9	DCB, Almora	74	126.94	66	114.24	21	53.25
10	DCB, Nainital	0	0.00	0	0.00	0	0.00
Sub-Total		849	917.98	809	904.05	298	425.01
Uttar Pradesh							
1	Aligarh	5	4.98	NA	NA	NA	NA
2	Firozabad	510	105.48	17	31.87	NA	NA
3	Fatehpur	99	24.75	NA	NA	NA	NA
4	Pratapgarh	1	0.10	NA	NA	NA	NA
5	Azamgarh	11	1.38	NA	NA	NA	NA
6	Badayun	7	7.28	NA	NA	NA	NA
7	Barielly	50	8.48	NA	NA	NA	NA
8	Pilibhit	5	7.37	NA	NA	NA	NA
9	Sahanjhanpur	24	11.01	NA	NA	NA	NA
10	Basti	178	11.46	NA	NA	NA	NA
11	Barabanki	3	0.45	NA	NA	NA	NA
12	Faizabad	1	0.10	NA	NA	NA	NA
13	Gorakhpur	15	0.00	NA	NA	NA	NA
14	Jhansi	1	1.00	NA	NA	NA	NA
15	Lalitpur	56	15.63	NA	NA	NA	NA
16	Etawah	18	21.40	NA	NA	NA	NA
17	Fatehgarh	8	1.36	NA	NA	NA	NA
18	Kanpur	4	3.73	NA	NA	NA	NA
19	Hardoi	4	0.21	NA	NA	NA	NA

Note : 1. Only those Co-op. Banks are included which reported the data
2. NA : Not reported / Not available



STATEMENT – IV - C (Contd.)

(Amount Rs. Lakh)

Sl. No.	Name of the Bank	Total Loans disbursed during the year		Out of Total - under SGSY & other sponsored schemes		Out of Total – Exclusive Women SHGs	
		No. of SHGs	Amount	No. of SHGs	Amount	No. of SHGs	Amount
20	Lakhimpur Kheri	18	2.58	NA	NA	NA	NA
21	Lucknow	54	6.12	NA	NA	NA	NA
22	Rae Barielly	8	22.00	NA	NA	NA	NA
23	Sitapur	20	5.10	NA	NA	NA	NA
24	Unnao	86	4.09	NA	NA	NA	NA
25	Bulandsahar	3	1.28	NA	NA	NA	NA
26	Ghaziabad	54	29.07	NA	NA	NA	NA
27	Meerut	69	41.97	NA	NA	NA	NA
28	Mirzapur	55	35.34	NA	NA	NA	NA
29	Moradabad	44	33.09	NA	NA	NA	NA
30	Muzaffarnagar	7	13.35	NA	NA	NA	NA
31	Saharanpur	193	175.20	40	102.50	NA	NA
32	Varanasi	5	0.16	NA	NA	NA	NA
Sub-Total		1616	595.52	57	134.37	0	0.00
Total-Central Region		12409	2566.92	6661	1745.58	9126	1290.64
WESTERN REGION							
Goa							
1	State Co-operative Bank	572	527.95	21	17.45	261	212.07
Sub-Total		572	527.95	21.00	17.45	261	212.07
Gujarat							
1	Ahmedabad	9	10.75	0	0.00	4	4.47
2	Amreli	7	0.52	NA	NA	NA	NA
3	Banaskantha	169	75.39	NA	NA	NA	NA
4	Bharuch	941	615.00	0	0.00	941	615.00
5	Bhavnagar	62	73.88	5	3.35	NA	NA
6	Jamnagar	5	9.06	1	4.96	NA	NA
7	Kheda	7	0.77	0	0.00	NA	NA
8	Mehsana	941	615.00	0	0.00	941	615.00
9	Panchmahal	0	0.00	0	0.00	0	0.00
10	Rajkot	NA	20.32	3	2.99	NA	20.32
11	Sabarkantha	118	95.39	0	0.00	118	95.39
12	Surat	23	28.00	5	3.71	NA	NA
13	Surendranagar	NA	NA	NA	NA	NA	NA
14	Valsad	9	9.98	5	9.03	9	9.98
Sub-Total		2291	1554.06	19	24.04	2013	1360.16
Maharashtra							
1	Ahmednagar DCCB	2441	704.00	311	293.00	NA	NA
2	Aurangabad DCCB	130	30.46	0	0.00	130	30.46
3	Beed DCCB	80	74.35	30	62.00	80	74.35
4	Bhandara DCCB	954	85.00	0	0.00	954	85.00
5	Chandrapur DCCB	5430	1368.56	170	750.52	5430	1368.56
6	Dhule DCCB	283	104.95	48	41.30	NA	NA
7	Gondia DCCB	372	94.50	317	82.80	372	94.50
8	Hingoli DCCB	345	155.11	105	46.30	NA	NA
9	Jalna DCCB	191	41.26	0	0.00	NA	NA
10	Kolhapur DCCB	5147	498.70	448	242.40	5147	498.70
11	Latur DCCB	157	159.47	0	0.00	NA	NA
12	Nagpur DCCB	503	69.03	28	31.23	NA	NA
13	Nanded DCCB	25	9.20	0	0.00	25	9.20

Note : 1. Only those Co-op. Banks are included which reported the data
2. NA : Not reported / Not available



STATEMENT – IV - C (Contd.)

(Amount Rs. Lakh)

Sl. No.	Name of the Bank	Total Loans disbursed during the year		Out of Total - under SGSY & other sponsored schemes		Out of Total – Exclusive Women SHGs	
		No. of SHGs	Amount	No. of SHGs	Amount	No. of SHGs	Amount
14	Nandurbar DCCB	220	88.52	43	52.10	NA	NA
15	Nasik DCCB*	51	59.00	0	0.00	51	59.00
16	Parbhani DCCB	231	73.76	78	43.99	NA	NA
17	Pune DCCB	2609	930.05	136	220.88	3005	788.58
18	Ratnagiri DCCB	245	43.17	44	7.85	228	38.15
19	Satara DCCB	2531	252.29	22	12.53	NA	NA
20	Thane DCCB	1231	250.51	73	11.89	NA	NA
21	Wardha DCCB	568	190.84	38	38.77	NA	NA
22	Yavatmal DCCB	729	120.51	0	0.00	729	120.51
	Sub-Total	24473	5403.24	1891	1937.56	16151	3167.01
	Total-Western Region	27336	7485.25	1931	1979.05	18425	4739.24
SOUTHERN REGION							
Andhra Pradesh							
1	Adilabad	NA	NA	NA	NA	NA	NA
2	Anantapur	526	397.65	0	0.00	526	397.65
3	Chittoor	69	71.33	0	0.00	69	71.33
4	Eluru	1612	8.46	210	0.49	1612	8.46
5	Guntur	263	141.78	1	1.13	263	141.78
6	Hyderabad	NA	NA	NA	NA	NA	NA
7	Kakinada	188	0.72	13	0.04	0	0.00
8	Krishna	5995	2943.33	0	0.00	5995	2943.33
9	Kurnool	NA	NA	NA	NA	NA	NA
10	Mahabubnagar	23	9.20	0	0.00	23	9.20
11	Nalgonda	563	1.40	0	0.00	563	1.40
12	Nizamabad	6	0.16	0	0.00	6	0.16
13	Prakasham	135	78.16	1	0.46	135	78.16
14	Visakhapatnam	365	228.69	0	0.00	333	203.54
15	Warangal	93	31.91	0	0.00	7	1.85
	Sub-Total	9838	3912.79	225	2.12	9532	3856.86
Karnataka							
1	Bagalkot DCCB	162	110.36	25	65.70	139	94.90
2	Bangalore DCCB	629	1663.87	220	581.95	0	0.00
3	Bidar DCCB	1305	2388.69	142	407.11	1305	2388.69
4	Bellary DCCB	431	291.01	0	0.00	422	288.24
5	Chikmagalur DCCB	2149	2020.60	18	36.95	2119	2014.05
6	Belgaum DCCB	680	440.60	0	0.00	529	281.36
7	Bijapur DCCB	518	104.04	0	0.00	485	95.44
8	Chitradurga DCCB	408	199.26	0	0.00	408	199.26
9	Davanagere DCCB	565	221.34	0	0.00	543	177.04
10	Hassan DCCB	3143	1846.56	35	67.00	115	63.25
11	Gulburga DCCB	1491	541.40	0	0.00	1144	346.85
12	Kolar DCCB	NA	NA	NA	NA	NA	NA
13	Mandya DCCB	940	207.89	64	188.25	933	189.95
14	Mysore DCCB	1044	666.20	40	70.37	984	629.91
15	Kanara DCCB	1066	585.82	21	32.29	942	520.63
16	South Canara DCCB	4005	1896.26	120	228.56	2494	1127.27
17	Raichur DCCB	1546	528.03	12	24.00	1526	519.99
18	Shimoga DCCB	1632	920.63	30	60.00	1388	783.00
19	Tumkur DCCB	1692	1682.80	17	32.15	1633	1674.00
	Sub-Total	23406	16315.36	744	1794.33	17109	11393.83

Note : 1. Only those Co-op. Banks are included which reported the data
2. NA : Not reported / Not available



STATEMENT – IV - C (Contd.)

(Amount Rs. Lakh)

Sl. No.	Name of the Bank	Total Loans disbursed during the year		Out of Total - under SGSY & other sponsored schemes		Out of Total – Exclusive Women SHGs	
		No. of SHGs	Amount	No. of SHGs	Amount	No. of SHGs	Amount
Kerala							
1	Kollam DCB	140	167.74	Nil	Nil	140	167.74
2	Pathanamthitta DCB	140	273.80	Nil	Nil	139	271.60
3	Alappuzha DCB	570	974.91	1	2.50	428	816.52
4	Kottayam DCB	3816	504.80	353	62.15	126	26.14
5	Idukki DCB	1696	2449.88	4	9.70	1375	1854.73
6	Ernakulam DCB	83	77.96	Nil	Nil	83	77.96
7	Thrissur DCB	1895	1795.26	163	163.07	1892	1794.01
8	Malappuram DCB	148	65.91	77	8.40	71	57.51
9	Palakkad DCB	8	4.66	1	0.02	7	4.64
10	Kozhikode DCB	20	14.43	1	4.75	0	0.00
11	Wayanad DCB	9101	741.89	92	106.52	7510	679.52
12	Kannur DCB	2135	297.15	220	220.00	1044	98.06
13	Kasaragod DCB	728	436.00	134	100.00	534	320.00
14	Thiruvananthapuram DCB	256	59.63	4	6.00	236	52.32
Sub-Total		20736	7864.02	1050	683.11	13585	6220.75
Tamilnadu & U.T. of Pondicherry							
1	State Co-operative Bank	447	734.15	50	54.72	21	31.46
2	Chennai	174	108.99	0	0.00	NA	NA
3	Coimbatore	122	202.35	31	131.55	122	202.35
4	Cuddalore	2380	1533.40	483	565.22	2380	1533.40
5	Dharmapuri	156	218.50	0	0.00	NA	NA
6	dindigul	975	588.40	204	101.87	975	588.40
7	Erode	1560	785.68	479	196.85	1404	717.11
8	Kanchepuram	2412	1054.40	260	163.23	NA	NA
9	Kanyakumari	1736	1901.63	156	202.11	NA	NA
10	Kumbakonam	1421	742.98	182	253.53	NA	NA
11	Madurai	874	764.50	721	587.96	874	764.50
12	Nilgiris	121	160.75	121	160.75	121	160.75
13	Pudukkottai	401	360.82	191	115.55	401	360.82
14	Ramanathapuram	440	601.35	300	340.90	NA	NA
15	Salem	2341	1917.13	0	0.00	2341	1917.13
16	Sivagangai	23	16.76	7	8.50	23	16.76
17	Tiruvannamalai	3400	2172.31	2956	2072.31	3400	2172.31
18	Thanjavur	415	214.18	256	121.38	415	214.18
19	Tiruchirapalli	1578	1353.63	168	387.22	NA	NA
20	Thoothukudi	1499	265.25	0	0.00	NA	NA
21	Villupuram	9375	2896.64	605	754.50	937	75.45
22	Virudanagar	571	477.20	10	34.00	567	474.18
Sub-Total		32421	19071.00	7180	6252.15	13981	9228.80
Total-Southern Region		86401	47163.17	9199	8731.71	54207	30700.24
Total-Co-operative Banks		165001	79351.75	21297	15633.15	113445	54826.80

Note : 1. Only those Co-op. Banks are included which reported the data
2. NA : Not reported / Not available



STATEMENT – V - A

Progress under Microfinance - Bank Loans outstanding against SHGs as on 31 March 2008

Public Sector Commercial Banks (CBs)

(Amount Rs. Lakh)

Sl. No.	Name of the Bank	Total Bank Loans outstanding against SHGs as on 31 March 2008		Out of Total - under SGSY & other sponsored schemes		Out of Total – Exclusive Women SHGs	
		No. of SHGs	Amount	No. of SHGs	Amount	No. of SHGs	Amount
NORTHERN REGION							
Haryana							
1	Allahabad Bank	24	28.26	24	28.26	5	7.40
2	Bank of Baroda	30	12.35	NA	NA	30	12.35
3	Bank of India	43	0.87	32	0.62	14	0.29
4	Canara Bank	165	176.03	99	80.38	156	155.17
5	Central Bank of India	254	248.00	254	248.00	154	127.00
6	Dena Bank	7	3.83	4	2.19	7	3.83
7	Oriental Bank of Commerce	356	138.93	199	973.80	227	109.50
8	Punjab National Bank	5780	4149.18	2777	2812.36	4583	2493.63
9	Punjab & Sind Bank	163	161.30	163	161.30	112	106.20
10	State Bank of India	1456	3164.99	1166	1413.49	503	548.75
11	State Bank of Patiala	380	342.30	324	282.10	291	272.90
12	Syndicate Bank	109	82.08	109	82.08	83	51.48
13	Union Bank of India	145	180.80	209	228.78	117	153.50
14	Vijaya Bank	3	8.83	3	8.83	NA	NA
	Sub-Total	8915	8697.75	5363	6322.19	6282	4042.00
Himachal Pradesh							
1	Allahabad Bank	12	14.13	12	14.13	2	3.70
2	Bank of Baroda	3	1.10	NA	NA	3	1.10
3	Bank of India	29	0.58	21	0.41	10	0.19
4	Canara Bank	82	56.35	24	13.92	77	45.45
5	Central Bank of India	229	218.00	229	218.00	219	190.00
6	Oriental Bank of Commerce	66	56.53	24	33.52	66	56.53
7	Punjab National Bank	15723	3369.78	1580	354.77	10776	1915.25
8	State Bank of India	8212	4336.03	2532	355.92	6980	2314.03
9	State Bank of Patiala	816	447.72	122	87.14	676	313.30
10	UCO Bank	792	659.06	654	552.56	674	556.06
11	Union Bank of India	68	49.50	51	17.04	68	49.50
	Sub-Total	26032	9208.78	5249	1647.41	19551	5445.11
Punjab							
1	Allahabad Bank	76	54.87	76	54.87	57	34.01
2	Bank of Baroda	124	67.70	16	15.30	67	33.50
3	Bank of India	43	24.38	43	24.38	40	23.10
4	Bank of Maharashtra	1	0.06	1	0.06	1	0.06
5	Canara Bank	446	174.80	278	86.79	157	116.43
6	Central Bank of India	123	185.00	123	185.00	100	130.00
7	Corporation Bank	9	7.01	NA	NA	9	7.01
8	Indian Overseas Bank	39	21.26	30	12.92	36	20.84
9	Oriental Bank of Commerce	356	171.37	167	111.29	257	138.89
10	Punjab National Bank	2925	1699.07	1019	795.04	1070	567.23
11	Punjab & Sind Bank	471	508.05	430	470.74	354	346.55
12	State Bank of India	747	344.56	322	210.58	441	169.95
13	State Bank of Patiala	576	446.94	270	201.12	450	357.50
14	Syndicate Bank	47	63.00	31	44.83	36	32.99
15	UCO Bank	203	164.85	103	77.29	203	164.85
16	Union Bank of India	82	72.26	0	0.00	69	35.00
	Sub-Total	6268	4005.19	2909	2290.22	3347	2177.91

NA : Not reported / Not available



STATEMENT – V - A (Contd.)

(Amount Rs. Lakh)

Sl. No.	Name of the Bank	Total Bank Loans outstanding against SHGs as on 31 March 2008		Out of Total - under SGSY & other sponsored schemes		Out of Total – Exclusive Women SHGs	
		No. of SHGs	Amount	No. of SHGs	Amount	No. of SHGs	Amount
Jammu & Kashmir							
1	Bank of Baroda	182	82.00	36	24.00	NA	NA
2	Bank of India	14	8.13	14	8.13	13	7.70
3	Central Bank of India	11	4.00	11	4.00	6	2.00
4	Punjab National Bank	602	298.35	602	298.35	352	161.76
5	State Bank of India	1135	1660.25	121	106.93	1135	1660.25
	Sub-Total	1944	2052.73	784	441.41	1506	1831.71
Rajasthan							
1	Allahabad Bank	14	30.00	14	30.00	7	13.00
2	Bank of Baroda	5342	2952.62	1618	786.51	4127	1159.06
3	Bank of India	131	53.40	131	53.40	114	40.40
4	Canara Bank	46	27.72	1	0.30	46	27.72
5	Central Bank of India	875	290.80	685	208.20	685	208.20
6	Dena Bank	15	7.62	5	2.74	9	4.93
7	Indian Overseas Bank	103	19.27	56	6.21	97	18.88
8	Oriental Bank of Commerce	1314	346.92	64	23.70	1046	279.06
9	Punjab National Bank	13095	3348.90	923	541.90	11110	2967.08
10	Punjab & Sind Bank	49	8.00	49	8.00	49	8.00
11	State Bank of Bikaner & Jaipur	8215	4185.90	1252	1007.87	7536	3724.00
12	State Bank of India	8493	2806.25	136	65.30	7953	2723.71
13	UCO Bank	853	336.64	141	95.45	761	303.36
14	Union Bank of India	624	631.52	124	58.68	574	586.30
15	Vijaya Bank	14	1.32	0	0.00	14	1.32
	Sub-Total	39183	15046.88	5199	2888.26	34128	12065.02
New Delhi							
1	Allahabad Bank	13	9.45	NA	NA	13	9.45
2	Bank of Baroda	9	7.96	NA	NA	9	7.96
3	Central Bank of India	8	8.20	NA	NA	8	8.20
4	Indian Bank	4223	245.45	NA	NA	3927	237.57
5	Punjab National Bank	396	223.23	17	13.90	276	152.69
6	Punjab & Sind Bank	9	2.04	NA	NA	9	2.04
7	State Bank of India	435	99.12	NA	NA	435	99.12
8	UCO Bank	3	0.18	NA	NA	NA	NA
9	Union Bank of India	4	2.50	NA	NA	3	1.80
	Sub-Total	5100	598.13	17	13.90	4680	518.83
	Total-Northern Region	87442	39609.45	19521	13603.38	69494	26080.58
NORTH EASTERN REGION							
Assam							
1	Allahabad Bank	1419	851.25	1317	786.92	629	401.06
2	Bank of Baroda	323	195.21	153	116.74	129	70.41
3	Bank of India	323	195.21	153	116.74	129	70.41
4	Canara Bank	588	299.99	448	135.43	131	37.75
5	Central Bank of India	2584	1860.00	1699	1243.00	1369	1136.00
6	Dena Bank	7	3.00	4	1.72	5	2.14
7	Indian Bank	182	78.35	331	157.00	169	72.87
8	Oriental Bank of Commerce	29	5.93	6	2.80	26	5.76
9	Punjab National Bank	9787	2898.18	6235	2160.90	3287	822.49
10	State Bank of India	13814	3897.40	6050	2778.74	9101	2349.09
11	Syndicate Bank	27	20.48	27	20.48	12	11.14

NA : Not reported / Not available



STATEMENT – V - A (Contd.)

(Amount Rs. Lakh)

Sl. No.	Name of the Bank	Total Bank Loans outstanding against SHGs as on 31 March 2008		Out of Total - under SGSY & other sponsored schemes		Out of Total – Exclusive Women SHGs	
		No. of SHGs	Amount	No. of SHGs	Amount	No. of SHGs	Amount
12	UCO Bank	6754	2917.61	4600	1674.56	3956	1658.42
13	Union Bank of India	1099	744.63	0	0.00	650	446.60
14	United Bank of India	3755	1236.63	2427	941.15	1995	606.13
15	Vijaya Bank	80	88.84	0	0.00	2	2.14
Sub-Total		40771	15292.71	23450	10136.175	21590	7692.41
Meghalaya							
1	Central Bank of India	2	1.22	2	1.22	2	1.22
2	Punjab National Bank	64	30.40	34	11.88	15	1.29
3	State Bank of India	6542	2242.80	2375	711.64	5272	1967.91
4	Union Bank of India	24	10.98	NA	NA	15	9.80
Sub-Total		6632	2285.40	2411	724.74	5304	1980.22
Nagaland							
1	Allahabad Bank	52	28.23	52	28.23	10	6.72
2	Bank of Baroda	29	17.90	11	6.65	29	17.90
3	Central Bank of India	55	40.00	29	11.00	32	20.00
4	State Bank of India	2843	1354.23	1436	564.49	1447	888.00
5	Vijaya Bank	9	2.26	NA	NA	NA	NA
Sub-Total		2988	1442.62	1528	610.37	1518	932.62
Tripura							
1	Central Bank of India	55	49.00	55	49.00	19	17.00
2	State Bank of India	1886	1106.84	993	1022.36	934	542.00
Sub-Total		1941	1155.84	1048	1071.36	953	559.00
Arunachal Pradesh							
1	Central Bank of India	22	20.00	0	0.00	18	7.00
2	State Bank of India	1618	387.04	1305	280.02	1302	296.76
3	Vijaya Bank	2	0.40	2	0.40	NA	NA
Sub-Total		1642	407.44	1307	280.42	1320	303.76
Mizoram							
1	State Bank of India	992	559.03	345	276.97	681	435.30
Manipur							
1	Bank of Baroda	46	7.28	NA	NA	46	7.28
2	Central Bank of India	17	5.14	17	5.14	17	5.14
3	Punjab National Bank	660	361.18	15	5.18	22	3.30
4	State Bank of India	3366	1247.66	1211	921.78	2484	1065.82
Sub-Total		4089	1621.26	1243	932.10	2569	1081.54
Sikkim							
1	Central Bank of India	361	84.80	361	84.80	285	67.84
2	State Bank of India	482	87.01	380	63.10	364	77.99
Sub-Total		843	171.81	741	147.90	649	145.83
Total-North Eastern Region		59898	22936.10	32073	14180.03	34584	13130.68
EASTERN REGION							
Bihar							
1	Allahabad Bank	2547	1780.30	1486	1522.39	307	286.01
2	Bank of Baroda	696	601.00	598	534.00	372	331.00
3	Bank of India	1759	2893.62	1550	2377.48	473	665.98
4	Canara Bank	951	750.73	583	384.46	776	434.95
5	Central Bank of India	3065	3528.00	3125	3465.00	2070	2306.00

NA : Not reported / Not available



STATEMENT – V - A (Contd.)

(Amount Rs. Lakh)

Sl. No.	Name of the Bank	Total Bank Loans outstanding against SHGs as on 31 March 2008		Out of Total - under SGSY & other sponsored schemes		Out of Total – Exclusive Women SHGs	
		No. of SHGs	Amount	No. of SHGs	Amount	No. of SHGs	Amount
6	Indian Bank	278	146.25	6	2.93	259	136.01
7	Indian Overseas Bank	101	79.00	56	47.67	96	77.46
8	Oriental Bank of Commerce	9	12.45	9	12.45	NA	NA
9	Punjab National Bank	13896	6149.86	8341	3124.09	9217	2187.23
10	State Bank of India	13897	7134.83	9000	5207.58	4796	1917.82
11	Syndicate Bank	160	189.41	88	72.87	158	184.93
12	UCO Bank	2749	1926.21	2535	1569.97	1690	1101.31
13	Union Bank of India	532	274.42	0	0.00	66	65.00
	Sub-Total	40640	25466.08	27377	18320.89	20280	9693.70
Jharkhand							
1	Allahabad Bank	8062	2383.79	7080	2204.79	2796	680.87
2	Bank of Baroda	178	152.20	166	149.60	178	152.20
3	Bank of India	6703	3278.85	5832	2810.68	6167	2927.32
4	Canara Bank	6202	279.80	6202	279.80	6202	279.80
5	Central Bank of India	179	216.00	179	216.00	116	64.00
6	Dena Bank	15	12.00	5	4.00	3	2.40
7	Oriental Bank of Commerce	73	12.96	0	0.00	73	12.96
8	Punjab National Bank	601	290.89	114	214.16	32	107.74
9	Punjab & Sind Bank	5	6.06	5	6.06	2	0.13
10	State Bank of India	16984	5912.34	3963	2235.78	5855	2264.05
11	Syndicate Bank	58	48.20	40	33.21	58	48.20
12	UCO Bank	228	174.75	228	174.75	75	51.00
13	Union Bank of India	479	485.37	0	0.00	479	485.37
	Sub-Total	39767	13253.21	23814	8328.83	22036	7076.04
Orissa							
1	Allahabad Bank	785	554.00	654	387.00	785	554.00
2	Andhra Bank	1497	1619.00	200	759.16	1497	1619.00
3	Bank of Baroda	712	863.11	120	124.01	552	443.86
4	Bank of India	8896	999.23	3310	705.81	8896	999.23
5	Canara Bank	1040	587.86	819	417.33	671	286.48
6	Central Bank of India	1647	513.00	1647	513.00	1353	403.00
7	Corporation Bank	4	2.58	0	0.00	4	2.58
8	Dena Bank	10	6.00	4	2.40	7	4.20
9	Indian Bank	1340	1106.76	36	22.13	1246	1029.28
10	Indian Overseas Bank	2813	2092.60	1928	1271.46	2755	2050.74
11	Oriental Bank of Commerce	2	1.55	1	1.09	0	0.00
12	Punjab National Bank	8919	2402.62	831	438.46	8919	2402.62
13	State Bank of India	91128	47658.62	6370	16434.94	90613	47386.29
14	Syndicate Bank	394	418.26	244	330.21	330	354.98
15	UCO Bank	11781	5478.45	7499	3455.56	10529	4898.36
16	Union Bank of India	1154	1037.17	1007	543.47	1036	1008.70
17	United Bank of India	4314	1154.07	2346	764.76	2812	837.30
	Sub-Total	136436	66494.88	27016	26170.79	132005	64280.62
West Bengal							
1	Allahabad Bank	10734	3674.58	8657	3286.36	7079	2249.81
2	Bank of Baroda	1995	584.00	1995	584.00	1815	531.05
3	Bank of India	12910	3928.40	3348	1331.99	12004	2956.47
4	Bank of Maharashtra	2	1.79	0	0.00	0	0.00
5	Canara Bank	1172	437.40	830	302.48	670	73.84
6	Central Bank of India	8036	1312.00	7067	1232.00	6670	1136.00

NA : Not reported / Not available



STATEMENT – V - A (Contd.)

(Amount Rs. Lakh)

Sl. No.	Name of the Bank	Total Bank Loans outstanding against SHGs as on 31 March 2008		Out of Total - under SGSY & other sponsored schemes		Out of Total – Exclusive Women SHGs	
		No. of SHGs	Amount	No. of SHGs	Amount	No. of SHGs	Amount
7	Indian Bank	1105	362.55	33	7.25	1022	337.17
8	Indian Overseas Bank	2950	1213.30	2024	737.20	2891	1189.03
9	Oriental Bank of Commerce	367	73.41	367	73.41	344	69.56
10	Punjab National Bank	10037	3150.77	10001	3184.43	7200	2021.00
11	State Bank of India	49479	7983.01	26403	4217.67	25866	4907.80
12	Syndicate Bank	878	186.65	878	186.65	818	173.95
13	UCO Bank	7253	1833.71	5475	1766.41	6117	1374.05
14	Union Bank of India	1486	357.90	372	58.43	1486	357.90
15	United Bank of India	56716	13294.45	75368	6733.60	51952	10127.65
	Sub-Total	165120	38393.91	142818	23701.88	125934	27505.28
UT of A & N Islands							
1	State Bank of India	152	24.98	119	15.02	NA	NA
2	Syndicate Bank	1	0.18	1	0.18	NA	NA
	Sub-Total	153	25.16	120	15.20	0	0.00
Total-Eastern Region		382116	143633.24	221145	76537.59	300255	108555.64
CENTRAL REGION							
Chattisgarh							
1	Allahabad Bank	275	148.00	275	148.00	NA	NA
2	Bank of Baroda	218	220.00	182	165.00	134	101.00
3	Bank of India	43	37.11	33	30.61	22	28.61
4	Bank of Maharashtra	143	62.46	111	47.77	53	25.81
5	Canara Bank	8	12.40	8	12.40	4	5.27
6	Central Bank of India	1126	1196.75	1126	1196.75	868	817.05
7	Dena Bank	378	326.78	98	84.72	65	56.19
8	Oriental Bank of Commerce	7	15.04	7	15.04	NA	NA
9	Punjab National Bank	2675	689.69	972	394.16	1632	412.39
10	State Bank of India	16777	5502.04	2799	2576.70	2143	1547.85
11	Union Bank of India	291	119.20	194	77.45	169	22.58
	Sub-Total	21941	8329.47	5805	4748.60	5090	3016.75
Madhya Pradesh							
1	Allahabad Bank	1555	1144.74	1142	829.59	235	168.86
2	Bank of Baroda	578	354.52	490	302.17	322	211.27
3	Bank of India	2193	1821.87	1655	1554.31	1383	1053.21
4	Bank of Maharashtra	1726	927.84	1323	678.35	927	299.54
5	Canara Bank	166	233.40	164	231.01	131	189.40
6	Central Bank of India	4688	3958.47	4406	3613.16	2170	2118.76
7	Dena Bank	68	89.00	23	30.10	23	30.10
8	Oriental Bank of Commerce	99	89.71	49	77.94	36	38.96
9	Punjab National Bank	2369	1567.72	2369	1567.72	758	569.17
10	Punjab & Sind Bank	24	21.73	24	21.73	8	10.29
11	State Bank of Hyderabad	1	0.56	0	0.00	1	0.50
12	State Bank of India	17840	6386.62	8923	5141.03	6358	420.52
13	State Bank of Indore	4225	3363.85	3684	1790.21	1891	1907.83
14	Syndicate Bank	190	87.32	98	59.55	141	64.32
15	UCO Bank	1218	1195.99	1198	1151.94	323	269.70
16	Union Bank of India	1466	1910.80	153	221.80	831	798.20
17	Vijaya Bank	21	1.54	0	0.00	19	1.48
	Sub-Total	38427	23155.68	25701	17270.61	15557	8152.10

NA : Not reported / Not available



STATEMENT – V - A (Contd.)

(Amount Rs. Lakh)

Sl. No.	Name of the Bank	Total Bank Loans outstanding against SHGs as on 31 March 2008		Out of Total - under SGSY & other sponsored schemes		Out of Total – Exclusive Women SHGs	
		No. of SHGs	Amount	No. of SHGs	Amount	No. of SHGs	Amount
Uttarakhand							
1	Allahabad Bank	60	68.85	60	68.85	51	53.88
2	Bank of Baroda	380	387.00	380	384.00	169	169.00
3	Bank of India	23	18.63	23	18.63	14	12.20
4	Canara Bank	146	107.67	105	73.50	56	21.63
5	Central Bank of India	103	53.24	25	28.50	103	53.24
6	Oriental Bank of Commerce	1687	680.96	168	88.62	1181	616.48
7	Punjab National Bank	2842	1221.76	2649	996.31	1481	562.35
8	State Bank of India	8852	3446.08	2515	2591.80	876	852.17
9	Union Bank of India	257	249.60	241	182.39	119	125.00
Sub-Total		14350	6233.79	6166	4432.60	4050	2465.95
Uttar Pradesh							
1	Allahabad Bank	11001	15420.48	7644	13266.67	3145	3393.02
2	Bank of Baroda	11131	7950.20	10138	6140.87	4492	3492.19
3	Bank of India	3955	4426.89	3687	4200.49	2201	1939.46
4	Canara Bank	1870	1412.68	1600	1185.88	636	446.87
5	Central Bank of India	3178	3836.22	1369	2464.76	1342	1332.50
6	Dena Bank	317	126.41	215	85.74	108	43.07
7	Indian Bank	210	169.71	35	56.89	195	157.83
8	Indian Overseas Bank	1303	858.13	786	276.66	1277	840.97
9	Oriental Bank of Commerce	843	539.04	632	438.11	151	151.85
10	Punjab National Bank	17551	9666.45	5105	2479.95	8780	3849.28
11	Punjab & Sind Bank	551	391.64	533	374.70	112	65.48
12	State Bank of India	23641	22905.85	15857	16662.20	4630	4459.55
13	Syndicate Bank	1499	1357.02	891	612.30	410	274.06
14	UCO Bank	2000	1050.71	1688	875.86	848	364.51
15	Union Bank of India	8288	6575.27	1325	1064.10	3803	3813.10
16	Vijaya Bank	10	5.00	7	4.94	1	0.29
Sub-Total		87348	76691.70	51512	50190.12	32131	24624.03
Total-Central Region		162065	114410.64	89182	76641.93	56828	38258.83
WESTERN REGION							
Gujarat							
1	Bank of Baroda	3571	1408.86	1221	778.19	2913	947.33
2	Bank of India	89	59.39	85	55.41	59	34.76
3	Bank of Maharashtra	11	10.10	4	4.05	2	1.06
4	Canara Bank	1	3.26	1	3.26	NA	NA
5	Central Bank of India	237	150.00	94	108.00	80	53.00
6	Corporation Bank	106	150.63	0	0.00	91	149.13
7	Dena Bank	1361	1104.00	433	351.23	179	145.19
8	Indian Bank	1056	63.98	21	1.28	982	59.50
9	Indian Overseas Bank	12836	5173.00	8906	1603.63	12580	5069.54
10	Oriental Bank of Commerce	9	2.03	1	0.53	8	1.50
11	Punjab National Bank	232	38.90	11	5.90	200	37.10
12	State Bank of India	5446	489.99	636	134.60	4007	434.66
13	State Bank of Saurashtra	1607	332.10	718	160.02	458	94.18
14	Syndicate Bank	10	25.87	1	0.71	3	1.64
15	UCO Bank	52	27.47	65	6.12	25	12.30
16	Union Bank of India	445	470.15	54	30.78	333	319.80
17	Vijaya Bank	10	7.31	6	5.17	NA	NA
Sub-Total		27079	9517.03	12257	3248.88	21920	7360.69

NA : Not reported / Not available



STATEMENT – V - A (Contd.)

(Amount Rs. Lakh)

Sl. No.	Name of the Bank	Total Bank Loans outstanding against SHGs as on 31 March 2008		Out of Total - under SGSY & other sponsored schemes		Out of Total – Exclusive Women SHGs	
		No. of SHGs	Amount	No. of SHGs	Amount	No. of SHGs	Amount
Maharashtra							
1	Allahabad Bank	837	125.25	807	99.00	823	109.89
2	Bank of Baroda	2446	939.14	1465	696.95	2110	806.00
3	Bank of India	13373	5754.00	4942	2564.85	10113	4382.05
4	Bank of Maharashtra	18878	10254.17	9466	5421.45	15955	8565.67
5	Canara Bank	380	226.77	113	89.32	348	202.31
6	Central Bank of India	12190	22488.39	8550	20185.12	6662	13814.31
7	Corporation Bank	2	1.55	0	0.00	2	1.55
8	Dena Bank	1871	1081.00	1488	859.71	1293	747.05
9	IDBI Bank	781	541.13	494	372.55	135	95.72
10	Indian Bank	173	140.35	4	29.00	161	130.52
11	Indian Overseas Bank	135	104.50	53	33.69	113	102.40
12	Punjab National Bank	978	293.53	30	12.00	405	130.80
13	Punjab & Sind Bank	1	0.54	1	0.54	1	0.54
14	State Bank of Hyderabad	2134	1319.71	702	355.33	1921	1187.74
15	State Bank of India	248513	25478.41	4548	12270.50	228382	12074.13
16	Syndicate Bank	423	338.11	192	141.73	252	191.82
17	UCO Bank	579	240.34	546	228.23	295	190.83
18	Union Bank of India	2857	1431.04	815	528.12	2857	1431.04
19	Vijaya Bank	46	166.65	31	66.63	30	43.33
Sub-Total		306597	70924.58	34247	43954.72	271858	44207.70
Goa							
1	Bank of Baroda	446	271.04	148	132.47	65	64.75
2	Bank of India	137	114.88	25	15.17	158	88.68
3	Bank of Maharashtra	12	8.88	6	6.55	6	3.78
4	Canara Bank	771	50.11	23	10.43	77	45.81
5	Central Bank of India	45	51.09	32	32.85	13	2.14
6	Corporation Bank	68	27.30	9	5.80	67	26.95
7	Indian Overseas Bank	197	317.26	121	102.28	179	310.92
8	State Bank of India	2249	891.59	206	163.40	2080	818.75
9	Syndicate Bank	4	0.04	4	0.04	4	0.04
10	Union Bank of India	66	40.68	0	0.00	64	0.00
Sub-Total		3995	1772.87	574	468.99	2713	1361.82
Total-Western Region		337671	82214.49	47078	47672.59	296491	52930.21
SOUTHERN REGION							
Andhra Pradesh							
1	Allahabad Bank	2806	1285.03	40	42.13	2186	1037.33
2	Andhra Bank	148125	100561.00	2538	9649.41	148125	100561.00
3	Bank of Baroda	5907	4528.00	182	218.00	5851	4436.00
4	Bank of India	23462	7213.47	1437	478.97	23439	7205.96
5	Bank of Maharashtra	575	272.16	146	61.04	562	262.34
6	Canara Bank	15998	7924.12	1186	114.11	15998	7924.12
7	Central Bank of India	10534	3693.61	1064	734.55	9587	3291.21
8	Corporation Bank	7023	7791.65	50727	1036.01	7023	7791.65
9	Dena Bank	149	101.12	74	50.22	29	19.68
10	Indian Bank	37942	33644.52	759	672.89	35286	31289.40
11	Indian Overseas Bank	28706	19112.70	20301	7324.80	27259	18742.10
12	Oriental Bank of Commerce	3	0.83	3	0.83	3	0.83
13	Punjab National Bank	5541	1305.12	1030	435.05	5541	1305.12
14	State Bank of Hyderabad	61658	45345.57	13715	9002.43	55492	40811.01

NA : Not reported / Not available



STATEMENT – V - A (Contd.)

(Amount Rs. Lakh)

Sl. No.	Name of the Bank	Total Bank Loans outstanding against SHGs as on 31 March 2008		Out of Total - under SGSY & other sponsored schemes		Out of Total – Exclusive Women SHGs	
		No. of SHGs	Amount	No. of SHGs	Amount	No. of SHGs	Amount
15	State Bank of India	158240	106116.76	7231	6871.00	158240	106116.76
16	UCO Bank	1953	795.50	605	167.20	1953	1095.50
17	Union Bank of India	32581	24932.10	372	119.40	30996	23922.70
18	Vijaya Bank	5352	3230.13	9	4.42	5316	3207.25
	Sub-Total	546555	367853.39	101419	36982.46	532886	359019.96
Karnataka							
1	Allahabad Bank	70	21.02	69	20.74	69	20.74
2	Andhra Bank	73	66.00	5	6.79	73	66.00
3	Bank of Baroda	485	338.59	43	41.78	412	50.23
4	Bank of India	272	195.01	55	377.12	272	195.01
5	Bank of Maharashtra	45	36.87	24	21.46	41	35.18
6	Canara Bank	12719	12863.49	1018	833.59	11340	10288.55
7	Central Bank of India	298	218.68	95	28.53	285	190.01
8	Corporation Bank	5543	9275.08	726	281.43	4351	8595.44
9	Dena Bank	297	202.25	139	94.66	77	52.44
10	Indian Bank	636	1645.18	13	32.90	592	1530.01
11	Indian Overseas Bank	842	582.00	618	187.64	825	570.37
12	Oriental Bank of Commerce	27	27.47	19	26.70	27	27.47
13	Punjab National Bank	503	216.22	74	34.73	NA	NA
14	State Bank of Hyderabad	1050	725.61	374	226.80	945	653.05
15	State Bank of India	6685	4236.70	1485	2551.65	955	1968.15
16	State Bank of Mysore	19924	13193.82	1657	997.10	19134	11644.46
17	Syndicate Bank	8959	9397.19	1571	1415.10	6725	5262.06
18	UCO Bank	481	238.61	336	180.16	481	238.61
19	Union Bank of India	1907	1477.92	139	85.23	1907	1477.92
20	Vijaya Bank	11499	7550.51	1149	1072.50	8844	6216.59
	Sub-Total	72315	62508.22	9535	8481.87	57429	49117.01
Kerala							
1	Allahabad Bank	17	5.26	17	5.18	17	5.18
2	Bank of Baroda	505	312.81	180	91.51	476	282.79
3	Bank of India	5655	1800.00	208	218.00	5126	1520.29
4	Bank of Maharashtra	4	2.66	0	0.00	4	2.66
5	Canara Bank	21870	5967.20	6351	2550.83	19790	5535.19
6	Central Bank of India	5539	3871.00	464	1806.00	5539	3871.00
7	Corporation Bank	1381	1009.10	55	70.54	1256	829.61
8	Dena Bank	163	71.67	38	16.71	82	36.05
9	Indian Bank	5285	6140.10	106	122.80	4915	5710.29
10	Indian Overseas Bank	6092	2669.90	4208	1026.31	5970	2616.50
11	Punjab National Bank	2312	778.81	352	138.76	1566	541.59
12	Punjab & Sind Bank	1	0.28	0	0.00	1	0.28
13	State Bank of India	209070	13954.00	2987	162.12	178520	9921.55
14	State Bank of Travancore	33947	14462.68	2350	1360.38	NA	NA
15	Syndicate Bank	2670	1960.31	424	278.57	1658	1443.21
16	UCO Bank	163	110.93	46	33.12	158	110.11
17	Union Bank of India	8937	6002.23	1392	222.76	7521	4378.40
18	Vijaya Bank	509	243.26	451	224.13	484	225.23
	Sub-Total	304120	59362.20	19629	8327.72	233083	37029.93

NA : Not reported / Not available



STATEMENT – V - A (Contd.)

(Amount Rs. Lakh)

Sl. No.	Name of the Bank	Total Bank Loans outstanding against SHGs as on 31 March 2008		Out of Total - under SGSY & other sponsored schemes		Out of Total – Exclusive Women SHGs	
		No. of SHGs	Amount	No. of SHGs	Amount	No. of SHGs	Amount
Tamil Nadu							
1	Allahabad Bank	87	26.28	86	25.92	86	25.92
2	Andhra Bank	541	285.00	35	133.64	541	285.00
3	Bank of Baroda	3477	2474.96	1322	506.69	3255	2348.43
4	Bank of India	18112	845.34	966	261.03	17484	660.06
5	Bank of Maharashtra	19	8.19	5	2.89	16	7.44
6	Canara Bank	30548	16861.31	13223	6591.27	27884	15506.06
7	Central Bank of India	9665	5335.00	4225	2142.00	9665	5335.00
8	Corporation Bank	3995	667.75	473	624.07	3543	626.40
9	Dena Bank	327	143.33	76	33.31	239	104.75
10	Indian Bank	80375	65156.22	16075	1303.12	74748	60595.28
11	Indian Overseas Bank	64792	30416.60	28387	7153.47	63487	29808.27
12	Oriental Bank of Commerce	38	37.70	31	29.94	38	37.70
13	Punjab National Bank	5861	1166.88	646	120.33	3361	974.30
14	State Bank of Hyderabad	9	2.87	3	0.53	1	3.29
15	State Bank of India	110858	65494.00	27936	18981.00	110858	65494.00
16	Syndicate Bank	4129	4106.60	663	344.90	4019	3920.14
17	UCO Bank	1189	873.44	890	452.71	880	683.67
18	Union Bank of India	7599	4087.27	0	0.00	7324	3979.60
19	Vijaya Bank	717	506.07	170	93.46	717	506.07
Sub-Total		342338	198494.80	95212	38800.28	328146	190901.38
Pondicherry							
1	Bank of Baroda	157	60.59	3	3.06	157	60.59
2	Bank of India	39	0.37	0	0.00	39	0.37
3	Bank of Maharashtra	2	2.08	2	2.08	2	2.08
4	Canara Bank	5	5.12	0	0.00	5	5.12
5	Indian Bank	2504	1564.58	0	0.00	2328	1455.05
6	Indian Overseas Bank	925	348.00	901	106.00	925	348.00
7	Vijaya Bank	48	29.38	0	0.00	48	29.38
8	Sub-Total	3680	2010.12	906	111.14	3504	1900.59
Total-Southern Region		1269008	690228.73	226701	92703.4759	1155048	637968.87
Total - Pub. Sector Comm. Banks		2298200	1093032.66	635700	321339.00	1912700	876924.81

NA : Not reported / Not available



STATEMENT – V - A (Contd.)

(Amount Rs. Lakh)

Sl. No.	Name of the Bank	Total Bank Loans outstanding against SHGs as on 31 March 2008		Out of Total - under SGSY & other sponsored schemes		Out of Total – Exclusive Women SHGs	
		No. of SHGs	Amount	No. of SHGs	Amount	No. of SHGs	Amount
PUBLIC SECTOR COMMERCIAL BANKS - All India Position							
1	Allahabad Bank	40446	27653.75	29512	22849.02	18302	9060.85
2	Andhra Bank	150236	102531.00	2778	10549.00	150236	102531.00
3	Bank of Baroda	38970	24790.14	20467	11801.50	27713	15737.25
4	Bank of India	98203	33669.63	27548	17204.23	88170	24811.74
5	Bank of Maharashtra	21418	11587.27	11088	6245.70	17569	9205.62
6	Canara Bank	95174	48458.21	33076	13396.49	85155	41627.92
7	Corporation Bank	18131	18932.65	51990	2017.85	16346	18030.32
8	Central Bank of India	65126	53435.61	36933	40023.58	49437	36706.82
9	Dena Bank	4985	3278.01	2606	1619.45	2126	1252.02
10	IDBI Bank	781	541.13	494	372.55	135	95.72
11	Indian Bank	135309	110464.00	17419	2408.19	125830	102740.78
12	Indian Overseas Bank	121834	63007.52	68375	19889.94	118490	61766.02
13	Oriental Bank of Commerce	5285	2212.83	1747	1909.77	3483	1547.05
14	Punjab & Sind Bank	1274	1099.64	1205	1043.07	648	539.51
15	Punjab National Bank	123349	45317.49	45653	20105.60	80657	24220.14
16	State Bank of India	1031832	346909.03	139350	104988.31	863211	275722.73
17	State Bank of Bikaner & Jaipur	8215	4185.90	1252	1007.87	7536	3724.00
18	State Bank of Hyderabad	64852	47394.32	14794	9585.09	58360	42655.59
19	State Bank of Indore	4225	3363.85	3684	1790.21	1891	1907.83
20	State Bank of Mysore	19924	13193.82	1657	997.10	19134	11644.46
21	State Bank of Patiala	1772	1236.96	716	570.36	1417	943.70
22	State Bank of Saurashtra	1607	332.10	718	160.02	458	94.18
23	State Bank of Travancore	33947	14462.68	2350	1360.38	0	0.00
24	Syndicate Bank	19558	18280.72	5262	3623.41	14707	12014.96
25	Union Bank of India	70391	51143.31	6448	3438.43	60487	43467.81
26	United Bank of India	64785	15685.15	80141	8439.51	56759	11571.08
27	UCO Bank	38251	18024.45	26609	12461.89	28968	13072.64
28	Vijaya Bank	18320	11841.50	1828	1480.48	15475	10233.08
Total-Public Sector CBs		2298200	1093032.66	635700	321339.00	1912700	876924.81

NA : Not reported / Not available



STATEMENT – V - A

Progress under Microfinance - Bank Loans outstanding against SHGs as on 31 March 2008 Private Sector Commercial Banks (CBs)

(Amount Rs. Lakh)

Sl. No.	Name of the Bank	Total Bank Loans outstanding against SHGs as on 31 March 2008		Out of Total - under SGSY & other sponsored schemes		Out of Total – Exclusive Women SHGs	
		No. of SHGs	Amount	No. of SHGs	Amount	No. of SHGs	Amount
Northern Region							
Haryana							
1	HDFC Bank	87	115	0	0	87	115
	Sub-Total	87	115.00	0	0.00	87	115.00
Himachal Pradesh							
1	HDFC Bank	190	286.00	0	0.00	190	286.00
	Sub-Total	190	286.00	0	0.00	190	286.00
Rajasthan							
1	Bank of Rajasthan	771	226.85	170	151.40	728	206.65
2	HDFC Bank	254	122.00	0	0.00	254	122.00
	Sub-Total	1025	348.85	170	151.40	982	328.65
	Total-Northern Region	1302	749.85	170	151.40	1259	729.65
EASTERN REGION							
Bihar							
1	HDFC Bank	27	4.00	0	0.00	27	4.00
	Sub-Total	27	4.00	0.00	0.00	27	4.00
Jharkhand							
1	HDFC Bank	10	2.00	0	0.00	10	2.00
	Sub-Total	10	2.00	0	0.00	10	2.00
Orissa							
1	HDFC Bank	5021	4182.00	0	0.00	5021	4182.00
	Sub-Total	5021	4182.00	0	0.00	5021	4182.00
	Total-Eastern Region	5058	4188.00	0	0.00	5058	4188.00
CENTRAL REGION							
Madhya Pradesh							
1	HDFC Bank	148	29.00	0	0.00	148	29.00
	Sub-Total	148	29.00	0	0.00	148	29.00
Uttarakhand							
1	Nainital Bank	255	177.13	197	153.96	3	6.00
	Sub-Total	255	177.13	197	153.96	3	6.00
Uttar Pradesh							
1	HDFC Bank	221	113.00	0	0.00	221	113.00
	Sub-Total	221	113.00	0	0.00	221	113.00
	Total-Central Region	624	319.13	197	153.96	372	148.00
WESTERN REGION							
Maharashtra							
1	AXIS Bank	107	53.46	41	22.85	107	53.46
2	HDFC Bank	1149	679.00	0	0.00	1149	679.00
3	ICICI Bank	31973	17127.68	NA	NA	31973	17127.68
4	Ratnakar Bank	182	63.69	126	57.56	122	48.64
	Sub-Total	33411	17923.83	167	80.41	33351	17908.78
	Total-Western Region	33411	17923.83	167	80.41	33351	17908.78

NA : Not reported / Not available



STATEMENT – V - A (Contd.)

(Amount Rs. Lakh)

Sl. No.	Name of the Bank	Total Bank Loans outstanding against SHGs as on 31 March 2008		Out of Total - under SGSY & other sponsored schemes		Out of Total – Exclusive Women SHGs	
		No. of SHGs	Amount	No. of SHGs	Amount	No. of SHGs	Amount
SOUTHERN REGION							
Andhra Pradesh							
1	HDFC Bank	7639	6191.00	0	0.00	7639	6191.00
	Sub-Total	7639	6191.00	0	0.00	7639	6191.00
Karnataka							
1	HDFC Bank	653	586.00	0	0.00	653	586.00
	Sub-Total	653	586.00	0	0.00	653	586.00
Kerala							
1	Dhanalakshmi Bank	6336	3243.91	601	334.10	5836	2965.91
2	HDFC Bank	170	149.00	0	0.00	170	149.00
3	South Indian Bank	1117	479.58	665	252.01	1025	440.69
4	Tamilnad Merchant Bank	30	3.93	10	2.30	30	3.93
	Sub-Total	7653	3876.42	1276	588.41	7061	3559.53
Tamil Nadu							
1	HDFC Bank	14880	16812.68	0	0.00	14880	16812.68
2	Karur Vysya Bank	440	412.70	120	88.64	438	411.70
3	Tamilnad Merchant Bank	8426	2498.40	653	190.47	3413	1608.69
	Sub-Total	23746	19723.78	773	279.11	18731	18833.07
UT of Pondicherry							
1	HDFC Bank	561	956.32	0	0.00	561	956.32
	Sub-Total	561	956.32	0	0.00	561	956.32
	Total-Southern Region	40252	31333.52	2049	867.52	34645	30125.92
	Total-Pvt. Sector Comm. Banks	80647	54514.33	2583	1253.29	74685	53100.35

NA : Not reported / Not available



STATEMENT – V - A (Contd.)

(Amount Rs. Lakh)

Sl. No.	Name of the Bank	Total Bank Loans outstanding against SHGs as on 31 March 2008		Out of Total - under SGSY & other sponsored schemes		Out of Total – Exclusive Women SHGs	
		No. of SHGs	Amount	No. of SHGs	Amount	No. of SHGs	Amount
PRIVATE SECTOR COMMERCIAL BANKS - All India Position							
1	Bank of Rajasthan	771	226.85	170	151.40	728	206.65
2	Catholic Syrian Bank	NA	NA	NA	NA	NA	NA
3	Centurian Bank of Punjab	NA	NA	NA	NA	NA	NA
4	City Union Bank	NA	NA	NA	NA	NA	NA
5	Dhanalakshmi Bank	6336	3243.91	601	334.10	5836	2965.91
6	Development Credit Bank	NA	NA	NA	NA	NA	NA
7	Federal Bank	NA	NA	NA	NA	NA	NA
8	HDFC Bank	31010	30227.00	0	0.00	31010	30227.00
9	ICICI Bank	31973	17127.68	0	0.00	31973	17127.68
10	ING-Vysya Bank	NA	NA	NA	NA	NA	NA
11	IndusInd Bank	NA	NA	NA	NA	NA	NA
12	Jammu&Kashmir Bank	NA	NA	NA	NA	NA	NA
13	Karnataka Bank	NA	NA	NA	NA	NA	NA
14	Karur Vysya Bank	440	412.70	120	88.64	438	411.70
15	Kotak Mahindra Bank	NA	NA	NA	NA	NA	NA
16	Laxmi Vilas Bank	NA	NA	NA	NA	NA	NA
17	Nainital Bank	255	177.13	197	153.96	3	6.00
18	Ratnakar Bank	182	63.69	126	57.56	122	48.64
19	SBI Commercial &International Bank	NA	NA	NA	NA	NA	NA
20	South Indian Bank	1117	479.58	665	252.01	1025	440.69
21	Tamilnad Merchant Bank	8456	2502.33	663	192.77	3443	1612.62
22	AXIS Bank	107	53.46	41	22.85	107	53.46
23	Yes Bank	NA	NA	NA	NA	NA	NA
Total-Private Sector CBs		80647	54514.33	2583	1253.29	74685	53100.35
Grand Total-Commercial Banks		2378847	1147546.99	638283	322592.29	1987385	930025.16

NA : Not reported / Not available



STATEMENT – V – B

Progress under Microfinance - Bank Loans outstanding against SHGs as on 31 March 2008 Regional Rural Banks (RRBs)

(Amount Rs. Lakh)

Sl. No.	Name of the Bank	Total Bank Loans outstanding against SHGs as on 31 March 2008		Out of Total - under SGSY & other sponsored schemes		Out of Total – Exclusive Women SHGs	
		No. of SHGs	Amount	No. of SHGs	Amount	No. of SHGs	Amount
Northern Region							
Haryana							
1	Gurgaon Gramin Bank	1771	1135.95	907	621.82	1505	965.55
2	Haryana Gramin Bank	1670	1582.11	1658	1550.13	1415	1329.71
	Sub-Total	1670	1582.11	1658	1550.13	1415	1329.71
Himachal Pradesh							
1	Parvatiya Gramin Bank	852	566.11	256	370.26	293	254.12
2	Himachal Gramin Bank	5707	1792.22	422	788.98	5390	1720.25
	Sub-Total	6559	2358.33	678	1159.24	5683	1974.37
Punjab							
1	Faridkot Gramin Bank	136	51.08	68	38.60	131	49.33
2	Malwa KGB	344	274.81	150	191.50	311	247.30
3	Punjab Gramin Bank	980	577.38	393	241.47	947	537.91
	Sub-Total	1460	903.27	611	471.57	1389	834.54
Jammu & Kashmir							
1	Jammu Rural Bank	163	28.61	97	21.28	163	28.61
	Sub-Total	163	28.61	97	21.28	163	28.61
Rajasthan							
1	Rajasthan Gramin Bank	NA	NA	NA	NA	NA	NA
2	Baroda Rajasthan Gramin Bank	8575	2537.00	2482	1401.00	7374	2181.00
3	Hadoti KGB	3210	810.51	285	210.72	2673	626.77
4	Jaipur Thar Gramin Bank	NA	NA	NA	NA	NA	NA
5	Mewar Aanchalik GB	584	385.00	420	345.00	395	263.00
6	MGB Grameen Bank	NA	NA	NA	NA	NA	NA
	Sub-Total	12369	3732.51	3187	1956.72	10442	3070.77
	Total-Northern Region	22221	8604.83	6231	5158.94	19092	7238.00
NORTH EASTERN REGION							
Assam							
1	Assam Gramin Vikash Bank	29186	7021.27	15746	4174.14	19679	4586.37
2	Langpi Dehangri Rural Bank	1226	734.28	646	679.06	1067	633.61
	Sub-Total	30412	7755.55	16392	4853.20	20746	5219.98
Meghalaya							
1	Khasi Jaintia Ka GB	1030	399.81	623	271.58	321	124.43
Nagaland							
1	Nagaland Rural Bank	18	39.15				
Tripura							
1	Tripura Gramin Bank	3065	1282.40	489	869.83	2872	1019.69
Arunachal Pradesh							
1	Arunachal Pradesh RB	114	41.24	5	8.25	91	30.93
Mizoram							
1	Mizoram RB	1933	1189.09	456	340.05	1933	1189.09
Manipur							
1	Manipur RB	1673	271.22	95	14.70	1671	270.91
	Total-Nort Eastern Region	38245	10978.46	18060	6357.61	27634	7855.03

NA : Not reported / Not available



STATEMENT – V - B (Contd.)

(Amount Rs. Lakh)

Sl. No.	Name of the Bank	Total Bank Loans outstanding against SHGs as on 31 March 2008		Out of Total - under SGSY & other sponsored schemes		Out of Total – Exclusive Women SHGs	
		No. of SHGs	Amount	No. of SHGs	Amount	No. of SHGs	Amount
EASTERN REGION							
Bihar							
1	Bihar Khsetriya Gramin Bank	7303	3909.95	5148	2108.31	4989	2898.02
2	Madhya Bihar Gramin Bank	13908	3331.00	9405	1591.00	7161	735.00
3	Uttar Bihar Gramin Bank	9076	5018.00	4931	4513.00	7805	4102.55
4	Kosi KGB						
5	Samastipur KGB	2796	826.00	1770	440.00	1296	453.14
	Sub-Total	33083	13084.95	21254	8652.31	21251	8188.71
Jharkhand							
1	Jharkhand Gramin Bank	11773	1652.98	3000	738.25	6163	1170.44
2	Vananchal Gramin Bank	5700	1310.00	3150	1102.50	4245	983.50
	Sub-Total	17473	2962.98	6150	1840.75	10408	2153.94
Orissa							
1	Kalinga Gramya Bank	9276	5779.81	1808	3185.45	8827	4361.46
2	Rushikulya Gramya Bank	1513	1964.52	678	1766.71	1510	1963.02
3	Utkal Gramya Bank	70251	29511.47	6395	17803.60	68994	22198.05
4	Neelachal Gramya Bank	18304	2083.88	2421	1955.00	18237	2076.25
5	Baitarani Gramya Bank	7599	2562.89	975	179.95	6794	2395.78
	Sub-Total	106943	41902.57	12277	24890.71	104362	32994.56
West Bengal							
1	Pashchim Bangal GB	16018	5542.00	8012	2568.00	11203	3052.00
2	Bangiya GB	46735	24968.74	11554	2338.83	45335	24221.00
3	Uttarbanga KGB	12370	2023.05	7174	1180.80	11750	1922.89
	Sub-Total	75123	32533.79	26740	6087.63	68288	29195.89
	Total-Eastern Region	232622	90484.29	66421	41471.40	204309	72533.10
CENTRAL REGION							
Chattisgarh							
1	Chhattisgarh Gramin Bank	9915	3451.30	4705	2665.20	8723	1881.00
2	Durg Rajnandgaon G Bank	1098	255.90	17	29.90	391	107.20
3	Surguja Kshetriya G Bank	3159	606.10	1080	412.60	96	36.29
	Sub-Total	14172	4313.30	5802	3107.70	9210	2024.49
Madhya Pradesh							
1	Madhya Bharat GB	2962	1320.04	2546	1287.02	1773	629.80
2	Jhabua-Dhar KGB	4456	807.52	2509	337.36	3362	600.34
3	Mahakaushal KGB	189	58.22	189	58.22	141	46.45
4	Narmada Malwa Gramin Bank	1924	758.81	743	499.45	1025	402.22
5	Rewa-Sidhi KGB	685	306.52	685	306.52	43	20.65
6	Narmada - Satpura GB	18904	6332.38	12265	4789.82	7513	2357.35
7	Sharda KGB	1285	206.19	707	154.81	1001	160.61
8	Vidisha-Bhopal KGB	160	310.15	120	293.65	51	101.25
	Sub-Total	30565	10099.83	19764	7726.85	14909	4318.67
Uttarakhand							
1	Nainital Almora KGB	1192	795.23	351	437.43	974	665.17
2	Uttaranchal GB	2843	1634.08	2391	1509.93	1282	743.98
	Sub-Total	4035	2429.31	2742	1947.36	2256	1409.15
Uttar Pradesh							
1	Aryavart Gramin Bank	14600	7879.00	13739	7707.00	NA	NA
2	Ballia Kshetriya Gramin Bank	1855	491.60	1522	45.95	1236	295.13
3	Baroda Uttar Pradesh Gramin Bank	18062	11390.27	6785	8095.32	NA	NA
4	Etawah Kshetriya Gramin Bank	5310	1953.45	2887	1789.89	NA	NA
5	Kashi Gomti samyut Gramin Bank	16951	4229.89	11357	2791.67	5247	1309.21

NA : Not reported / Not available



STATEMENT – V - B (Contd.)

(Amount Rs. Lakh)

Sl. No.	Name of the Bank	Total Bank Loans outstanding against SHGs as on 31 March 2008		Out of Total - under SGSY & other sponsored schemes		Out of Total – Exclusive Women SHGs	
		No. of SHGs	Amount	No. of SHGs	Amount	No. of SHGs	Amount
6	Kshetriya Kisan Gramin Bank, Mainpuri	0	0.00	0	0.00	NA	NA
7	Lucknow Kshetriya Gramin Bank	6269	6389.99	4923	5451.53	NA	NA
8	Prathama Bank	7897	2505.54	1866	1414.54	NA	NA
9	Purvanchal Gramin Bank	14412	1633.00	9623	1275.00	NA	NA
10	Sarva UP Gramin Bank	3554	2353.54	3012	1631.00	NA	NA
11	Shreyas Gramin Bank	6811	2005.59	3022	801.87	3213	1052.29
12	Triveni Kshetriya Gramin Bank	4351	13326.09	3834	11092.87	0	0.00
	Sub-Total	100072	54157.96	62570	42096.64	9696	2656.63
	Total-Central Region	148844	71000.40	90878	54878.55	36071	10408.94
WESTERN REGION							
Gujarat							
1	Baroda gujarat Gramin Bank	2740	1081.90	702	322.81	NA	NA
2	Dena Gujarat Gramin Bank	823	313.82	175	96.91	NA	NA
3	Saurashtra Gramin Bank	265	112.54	118	68.76	NA	NA
	Sub-Total	3828	1508.26	995	488.48		
Maharashtra							
1	1. R & S RRB	2107	477.71	1059	249.80	NA	NA
2	2. MahaGodavariRRB	8342	2947.28	4004	4004.00	NA	NA
3	3. Marathawada RRB	9119	2869.33	3050	1483.23	8936	2591.44
4	Wainganga KGB	NA	NA	NA	NA	NA	NA
5	Solapur RRB	NA	NA	NA	NA	NA	NA
6	Thane RRB	NA	NA	NA	NA	NA	NA
7	Vidharba GB	NA	NA	NA	NA	NA	NA
	Sub-Total	19568	6294.32	8113	5737.03	8936	2591.44
	Total-Western Region	23396	7802.58	9108	6225.51	8936	2591.44
SOUTHERN REGION							
Andhra Pradesh							
1	Chaitanya Godavari Gr. Bank	13616	6600.18	0	0	13616	6600.18
2	Deccan Grameen Bank	30227	19127.63	0	0.00	30227	19127.63
3	Andhra Pradesh Gr. Vikas Bank	106356	60631.09	10604	3145.86	106356	60631.09
4	Saptagiri Grameena Bank	24407	20601.57	0	0.00	24407	20601.57
5	Andhra Pragati Grameena Bank	67483	52592.00	368	616.00	67483	52592.00
	Sub-Total	242089	159552.47	10972	3761.86	242089	159552.47
Karnataka							
1	Krishna Gramin Bank	22606	8584.26	714	1978.68	14808	8015.56
2	Chiko Kodagu GB	1384	354.67	226	97.28	629	180.91
3	Pragathi Grameena Bank	17721	7261.67	981	987.37	16011	2579.28
4	Visveshvaraya Grameena Bank	2046	1420.33	70	100.76	1662	1148.74
5	Karnataka Vikasa Grameena Bank	22643	10157.62	5048	2996.15	20371	8638.77
6	Cauvery Kalpataru Grameena Bank	50747	32622.43	1510	3427.32	42078	27989.16
	Sub-Total	117147	60400.98	8549	9587.56	95559	48552.42
Kerala							
1	North Malabar Gramin Bank	3335	1824.90	1746	1086.78	2340	1261.80
2	South Malabar Gramin Bank	6460	4586.00	1782	1038.00	6398	4498.00
	Sub-Total	9795	6410.90	3528	2124.78	8738	5759.80
Tamil Nadu & UT of Pondicherry							
1	Pandyan Grama Bank	31132	17576.00	6572	2224.00	6572	2224.00
2	Pallavan Grama Bank	10225	9293.63	2872	1443.04	10010	9119.29
	Sub-Total	41357	26869.63	9444	3667.04	16582	11343.29
	Total-Southern Region	410388	253233.98	32493	19141.24	362968	225207.98
	Grand Total-RRBs	875716	442104.54	223191	133233.25	659010	325834.49

NA : Not reported / Not available



STATEMENT – V - C

Progress under Microfinance - Bank Loans outstanding against SHGs as on 31 March 2008

Co-operative Banks

(Amount Rs. Lakh)

Sl. No.	Name of the Bank	Total Bank Loans outstanding against SHGs as on 31 March 2008		Out of Total - under SGSY & other sponsored schemes		Out of Total – Exclusive Women SHGs	
		No. of SHGs	Amount	No. of SHGs	Amount	No. of SHGs	Amount
STATE CO-OP. BANK/ DISTRICT CENTRAL CO-OP. BANK							
NORTHERN REGION							
Haryana							
1	Hissar	205	244.74	205	244.74	NA	39.75
2	Jind	4	6.14	4	6.14	NA	0.40
3	Karnal	12	2.88	12	2.88	1	NA
4	Kaithal	17	3.64	17	3.64	NA	NA
5	Mohinderghar	20	21.14	10	10.57	20	21.14
6	Rohtak	9	20.18	9	20.18	9	20.18
7	Sonepat	0	0.00	3	0.00	NA	NA
8	Panipat	5	3.00	3	1.68	3	1.00
9	Yamunanagar	23	45.49	23	45.69	11	3.80
	Sub-Total	295	347.21	286	335.52	44	86.27
Himachal Pradesh							
1	State Co-operative Bank	314	129.63	73	46.11	268	115.00
2	Jogindra	2887	626.78	18	25.15	2646	576.20
	Sub-Total	3201	756.41	91	71.26	2914	691.20
Punjab							
1	Faridkot	NA	31.25	NA	0.00	NA	0.31
2	Fatehgarh	NA	8.89	NA	0.00	NA	0.85
3	Fazilka	NA	10.88	NA	8.65	NA	10.88
4	Ferozepur	NA	0.00	NA	0.00	NA	0.00
5	Gurdaspur	NA	51.17	NA	0.00	NA	0.00
6	Hoshiarpur	NA	68.15	NA	18.55	NA	15.10
7	Jalandhar	NA	51.25	NA	0.00	NA	51.25
8	Kapurthala	NA	3.64	NA	10.00	NA	0.87
9	Ludhiana	NA	13.68	NA	0.00	NA	0.00
10	Moga	NA	13.59	NA	0.00	NA	11.85
11	Nawanshar	NA	8.08	NA	0.00	NA	8.08
12	Patiala	NA	63.79	NA	9.05	NA	49.26
13	Ropar	NA	4.33	NA	0.00	NA	0.00
14	Sangrur	NA	135.34	NA	120.59	NA	113.34
15	Tarn Taran	NA	0.62	NA	0.00	NA	0.62
16	Mohali	NA	9.86	NA	0.00	NA	9.86
	Sub-Total	0	474.52	0	166.84	0	272.27
Jammu & Kashmir							
1	State Co-operative Bank	115	40.69	115	40.69	102	35.00
2	Anantnag	88	29.24	88	29.24	88	29.24
	Baramulla	97	94.40	97	94.40	NA	NA
	Sub-Total	300	164.33	300	164.33	190	64.24
Rajasthan							
1	Ajmer	4481	953.40	NA	NA	NA	NA
2	Alwar	693	271.57	0	0.00	693	271.57
3	Banswara	251	148.25	48	64.18	248	143.25
4	Baran	324	33.71	0	0.00	324	33.71

Note : 1. Only those Co-op. Banks are included which reported the data
2. NA : Not reported / Not available



STATEMENT – V - C (Contd.)

(Amount Rs. Lakh)

Sl. No.	Name of the Bank	Total Bank Loans outstanding against SHGs as on 31 March 2008		Out of Total - under SGSY & other sponsored schemes		Out of Total – Exclusive Women SHGs	
		No. of SHGs	Amount	No. of SHGs	Amount	No. of SHGs	Amount
5	Barmer	936	825.89	209	469.47	926	786.06
6	Bharatpur	968	177.46	NA	NA	NA	NA
7	Bhilwara	1157	267.62	21	29.35	1157	267.62
8	Bikaner	173	89.59	17	36.47	67	21.16
9	Bundi	284	25.65	0	0.00	274	21.81
10	Chittorgarh	704	162.56	0	0.00	669	146.78
11	Churu	196	33.09	0	0.00	193	31.87
12	Dausa	274	95.94	239	84.42	239	84.42
13	Dungarpur	265	91.36	22	11.55	265	91.36
14	Hanumangarh	838	160.18	9	16.10	831	159.54
15	Jaipur	965	375.40	0	0.00	NA	NA
16	Jaisalmer	92	65.43	43	9.08	NA	NA
17	Jalore	670	171.31	72	31.90	663	162.41
18	Jhalawar	327	107.01	6	8.87	255	64.78
19	Jhunjhunu	447	80.33	134	11.81	445	77.08
20	Jodhpur	573	234.79	0	0.00	NA	NA
21	Kota	611	89.82	0	0.00	NA	NA
22	Nagaur	432	88.69	0	0.00	NA	NA
23	Pali	567	253.98	11	23.25	544	246.70
24	Swai Madhopur	NA	NA	NA	NA	NA	NA
25	Sikar	935	141.05	0	0.00	935	141.05
26	Sirohi	345	115.25	8	8.69	345	115.25
27	S.Ganganagar	831	263.92	14	19.60	788	246.06
28	Tonk	260	51.01	NA	NA	NA	NA
29	Udaipur	1423	501.95	75	122.49	1402	481.95
Sub-Total		20022	5876.21	928	947.23	11263	3594.43
Total-Northern Region		23818	7618.68	1605	1685.18	14411	4708.41
NORTH EASTERN REGION							
Assam							
1	State Co-operative Bank	4222	1176.11	3166	1332.08	2532	1065.66
Meghalaya							
1	State Co-operative Bank	350	79.43	250	54.41	210	49.65
Nagaland							
1	State Co-operative Bank	151	36.49	NA	NA	NA	NA
Tripura							
1	State Co-operative Bank	333	338.35	139	253.76	72	139.32
Arunachal Pradesh							
1	State Co-operative Bank	192	1.79	68	1.17	154	1.43
Mizoram							
1	State Co-operative Bank	2	2.25	1	2.00	2	2.25
Sikkim							
1	State Co-operative Bank	31	14.13	0.00	0	23	9.46
Total-North Eastern Region		5281	1648.55	3624	1643.42	2993	1267.77
EASTERN REGION							
Bihar		NIL					
Sub-Total		0	0.00	0	0.00	0	0.00

Note : 1. Only those Co-op. Banks are included which reported the data
2. NA : Not reported / Not available



STATEMENT – V - C (Contd.)

(Amount Rs. Lakh)

Sl. No.	Name of the Bank	Total Bank Loans outstanding against SHGs as on 31 March 2008		Out of Total - under SGSY & other sponsored schemes		Out of Total – Exclusive Women SHGs	
		No. of SHGs	Amount	No. of SHGs	Amount	No. of SHGs	Amount
Orissa							
1	Aska CCB	267	49.31	11	27.85	267	49.31
2	Balasore Bhadrak CCB	3469	880.59	207	399.58	3458	874.32
3	Berhampur CCB	1109	249.85	1187	192.27	1104	248.10
4	Bolangir CCB	1396	113.18	2913	427.35	1333	91.38
5	Boudh CCB	630	115.40	106	6.37	580	112.20
6	Cuttack CCB	844	169.64	73	57.47	801	145.68
7	Keonjhar CCB	586	177.83	60	266.61	503	121.98
8	Koraput CCB	1795	400.34	108	273.30	1786	395.14
9	Mayurbhanj CCB	231	38.91	0	0.00	12	1.73
10	Nayagarh CCB	493	182.78	72	79.88	339	131.54
11	Sambalpur CCB	95	18.29	0	0.00	41	10.47
12	Sundargarh CCB	21	5.21	0	0.00	16	3.94
13	United Puri Nimapara CCB	3270	865.50	209	288.48	3249	851.90
14	Khurda CCB	20596	5861.07	5814	3664.48	19682	5530.33
15	Bhawanipatna CCB	NA	NA	NA	NA	NA	NA
16	Banki CCB	NA	NA	NA	NA	NA	NA
17	Angul United CCB	NA	NA	NA	NA	NA	NA
Sub-Total		34802	9127.90	10760	5683.64	33171	8568.02
Jharkhand							
		NIL					
Sub-Total		0	0	0	0	0	0
West Bengal							
1	State Co-operative Bank	9528	638.78	NA	NA	8098	542.96
2	Balageria	1448	473.12	NA	NA	1260	411.61
3	Bankura	8674	2519.19	NA	NA	7546	2191.70
4	Birbhum	1215	352.72	NA	NA	1057	306.87
5	Burdwan	7709	771.19	NA	NA	6707	670.94
6	Dk.Dinajpur	1635	513.23	NA	NA	1422	446.51
7	Darjeeling	196	17.19	NA	NA	171	14.96
8	Hooghly	24620	5080.50	NA	NA	21419	4420.04
9	Howrah	2723	594.44	NA	NA	2369	517.16
10	Jalpaiguri	1885	194.52	NA	NA	1640	169.23
11	Malda	6845	1711.69	NA	NA	5955	1489.17
12	Mugberia	3636	1042.79	NA	NA	3163	907.23
13	Murshidabad	9744	2944.16	NA	NA	8477	2561.42
14	Nadia	5160	602.93	NA	NA	4489	524.55
15	Purulia	629	142.53	NA	NA	547	124.00
16	Raiganj	6340	1231.44	NA	NA	5516	1071.35
17	Tamluk-Ghatal	2501	666.34	NA	NA	2176	579.72
18	Vidyasagar	3694	858.45	1181	199.53	2915	746.85
Sub-Total		98182	20355.21	1181	199.53	84927	17696.25
UT of A & N Islands							
	State Co-operative Bank	268	79.66	65	15.09	213	64.37
Sub-Total		268	79.66	65.00	15.09	213	64.37
Total-Eastern Region		133252	29562.77	12006	5898.26	118311	26328.64
CENTRAL REGION							
Madhya Pradesh							
1	Khandwa	14	11.77	13	11.57	7	5.99
2	Khargone	96	43.26	NA	NA	NA	NA

Note : 1. Only those Co-op. Banks are included which reported the data
2. NA : Not reported / Not available



STATEMENT – V - C (Contd.)

(Amount Rs. Lakh)

Sl. No.	Name of the Bank	Total Bank Loans outstanding against SHGs as on 31 March 2008		Out of Total - under SGSY & other sponsored schemes		Out of Total – Exclusive Women SHGs	
		No. of SHGs	Amount	No. of SHGs	Amount	No. of SHGs	Amount
3	Mandsaur	351	181.33	NA	NA	233	120.37
4	Morena	49	152.78	49	152.78	16	49.88
5	Narsinghpur	3	0.56	3	0.56	NA	NA
6	Panna	12	18.00	12	18.00	12	18.00
7	Ratlam	118	140.79	102	130.81	82	99.84
8	Satna	13	0.16	0	0.00	7	0.08
9	Sehore	29	11.15	NA	NA	29	11.15
10	Shahdol	110	56.99	91	55.11	81	29.40
11	Shajapur	209	41.06	209	41.06	155	28.10
12	Ujjain	110	12.75	NA	NA	110	12.75
13	Vidisha	1	0.10	1	0.10	0	0.00
Sub-Total		1101	658.93	467	398.42	725	369.57
Chattisgarh							
1	Ambikapur DCCB	37	7.86	NA	NA	NA	NA
2	Bilaspur DCCB	25	15.84	24	15.34	NA	NA
3	Durg DCCB	191	51.22	NA	NA	143	45.46
4	Jagdalpur DCCB	746	75.97	28	5.95	659	53.55
5	Rajnandgaon DCCB	1000	62.53	NA	NA	980	60.82
6	Raipur DCCB	6721	3150.00	NA	NA	6721	3150.00
Sub-Total		8720	3363.42	52	21.29	8503	3309.83
Uttarakhand							
1	State Co-operative Bank	2545	1620.95	2162	1469.58	800	514.16
2	DCB, Haridwar	58	102.57	58	102.57	58	102.57
3	DCB, Dehradun	81	61.74	77	60.59	81	61.74
4	DCB, Pithoragarh	85	317.46	85	317.46	70	136.68
5	DCB, US Nagar	123	161.71	123	161.71	NA	NA
6	DCB, Kotdwar	77	117.79	77	117.79	34	51.39
7	DCB, Uttarkashi	179	49.28	170	32.47	141	36.96
8	DCB, Chamoli	314	177.62	288	171.18	61	49.73
9	DCB, Tehri Garhwal	309	153.47	309	153.47	47	23.02
10	DCB, Almora	269	206.60	241	185.93	80	61.98
11	DCB, Nainital	92	177.84	92	177.84	61	119.26
Sub-Total		4132	3147.03	3682	2950.59	1433	1157.49
Uttar Pradesh							
1	Aligarh	5	1.27	NA	NA	NA	NA
2	Firozabad	163	242.75	NA	NA	NA	NA
3	Fatehpur						
4	Pratapgarh	526	79.09	NA	NA	NA	NA
5	Azamgarh	4	0.26	NA	NA	NA	NA
6	Badayun	30	5.06	NA	NA	NA	NA
7	Barielly	NA	NA	NA	NA	NA	NA
8	Pilibhit	24	48.49	NA	NA	NA	NA
9	Sahanjhanpur	14	7.09	NA	NA	NA	NA
10	Basti	NA	NA	NA	NA	NA	NA
11	Barabanki	0	0.09	NA	NA	NA	NA
12	Faizabad	1	0.14	NA	NA	NA	NA
13	Gorakhpur	5	1.42	NA	NA	NA	NA
14	Jhansi	NA	NA	NA	NA	NA	NA
15	Lalitpur	NA	NA	NA	NA	NA	NA

Note : 1. Only those Co-op. Banks are included which reported the data
2. NA : Not reported / Not available



STATEMENT – V - C (Contd.)

(Amount Rs. Lakh)

Sl. No.	Name of the Bank	Total Bank Loans outstanding against SHGs as on 31 March 2008		Out of Total - under SGSY & other sponsored schemes		Out of Total – Exclusive Women SHGs	
		No. of SHGs	Amount	No. of SHGs	Amount	No. of SHGs	Amount
16	Etawah	NA	NA	NA	NA	NA	NA
17	Fatehgarh	6	1.60	NA	NA	NA	NA
18	Kanpur	NA	NA	NA	NA	NA	NA
19	Hardoi	NA	NA	NA	NA	NA	NA
20	Lakhimpur Kheri	0	4.84	NA	NA	NA	NA
21	Lucknow	15	8.83	12	4.30	NA	NA
22	Rae Barielly	1	0.92	NA	NA	NA	NA
23	Sitapur	20	3.99	18	3.69	NA	NA
24	Unnao	28	6.00	NA	NA	NA	NA
25	Bulandsahar	NA	NA	NA	NA	NA	NA
26	Ghaziabad	53	10.79	NA	NA	NA	NA
27	Meerut	85	35.50	NA	NA	NA	NA
28	Mirzapur	59	20.37	NA	NA	NA	NA
29	Moradabad	25	99.92	NA	NA	NA	NA
30	Muzaffarnagar	3	0.26	3	0.26	NA	NA
31	Saharanpur	210	64.99	NA	NA	NA	NA
32	Varanasi	NA	NA	NA	NA	NA	NA
	Sub-Total	1277	643.67	33	8.25	0	0.00
	Total-Central Region	15230	7813.04	4234	3378.55	10661	4836.89
WESTERN REGION							
Goa							
1	State Co-operative Bank	604	428.09	33	11.10	383	205.96
	Sub-Total	604	428.09	33.00	11.1	383	205.96
Gujarat							
1	Ahmedabad	8	7.36	0	0.00	4	3.37
2	Amreli	16	8.18	16	8.18	9	3.80
3	Banaskantha	416	172.81	0	0.00	NA	NA
4	Bharuch	280	445.00	0	0.00	280	445.00
5	Bhavnagar	62	91.26	5	2.02	NA	NA
6	Jamnagar	11	14.57	4	11.26	NA	NA
7	Kheda	7	0.77	0	0.00	NA	NA
8	Mehsana	247	67.56	0	0.00	247	67.56
9	Panchmahal	16	8.27	3	5.35	NA	NA
10	Rajkot	3	1.13	0	0.00	3	1.13
11	Sabarkantha	118	146.73	0	0.00	118	146.73
12	Surat	23	28.00	5	23.72	NA	NA
13	Surendranagar	2	0.17	2	0.17	NA	NA
14	Valsad	14	7.69	7	6.89	14	7.69
	Sub-Total	1223	999.50	42	57.59	675	675.28
Maharashtra							
1	Chandrapur DCCB	12197	1599.74	1685	239.74	10987	1441.03
2	Wardha DCCB	454	128.48	111	83.73	0	0.00
3	Yavatmal DCCB*	712	243.20	0	0.00	712	243.20
4	Beed DCCB	131	87.61	30	50.12	48	82.00
5	Ratnagiri DCCB	308	295.53	148	261.41	209	59.82
6	Pune DCCB	3627	946.76	334	423.76	3266	780.47
7	Bhandara DCCB*	947	95.47	0	0.00	947	95.47
8	Gondia DCCB	634	257.72	217	96.20	634	257.72

Note : 1. Only those Co-op. Banks are included which reported the data
2. NA : Not reported / Not available



STATEMENT – V - C (Contd.)

(Amount Rs. Lakh)

Sl. No.	Name of the Bank	Total Bank Loans outstanding against SHGs as on 31 March 2008		Out of Total - under SGSY & other sponsored schemes		Out of Total – Exclusive Women SHGs	
		No. of SHGs	Amount	No. of SHGs	Amount	No. of SHGs	Amount
9	Aurangabad DCCB	50	17.14	0	0.00	50	17.14
10	Nasik DCCB	91	97.48	0	0.00	91	97.48
11	Nanded DCCB	36	2.43	0	0.00	36	2.43
12	Nagpur DCCB	548	73.94	86	17.65	0	0.00
13	Kolhapur DCCB	19280	1209.85	2895	455.01	19280	1209.85
14	Satara DCCB	3178	264.16	66	29.75	NA	NA
15	Thane DCCB	1684	237.11	86	7.92	NA	NA
16	Dhule DCCB	346	103.71	65	55.70	NA	NA
17	Nandurbar DCCB	300	134.96	89	106.23	NA	NA
18	Jalna DCCB	205	30.36	0	0.00	NA	NA
19	Latur DCCB	1081	108.18	0	0.00	NA	NA
20	Parbhani DCCB	302	136.23	103	83.11	NA	NA
21	Hingoli DCCB	404	131.35	155	90.11	NA	NA
22	Ahmednagar DCCB	3730	786.00	468	451.00	NA	NA
Sub-Total		50245	6987.41	6538	2451.44	36260	4286.61
Total-Western Region		52072	8415.00	6613	2520.13	37318	5167.85
SOUTHERN REGION							
Andhra Pradesh							
1	Adilabad	341	4.90	0	0.00	341	4.90
2	Anantapur	1103	556.96	0	0.00	1103	556.96
3	Chittoor	110	1.32	0	0.00	110	1.32
4	Eluru	1918	895.57	210	48.80	1918	895.57
5	Guntur	NA	NA	NA	NA	NA	NA
6	Hyderabad	9	1.58	0	0.00	NA	NA
7	Kakinada	332	92.30	13	4.30	NA	NA
8	Krishna	4752	2244.44	0	0.00	4752	2244.44
9	Kurnool	7	5.36	7	5.36	7	5.36
10	Mahabubnagar	23	9.20	0	0.00	23	9.20
11	Nalgonda	1024	456.16	0	0.00	1024	456.16
12	Nizamabad	1188	219.78	0	0.00	1188	219.78
13	Prakasham	135	52.88	1	0.40	135	52.88
14	Visakhapatnam	850	404.42	0	0.00	810	370.20
15	Warangal	128	27.94	0	0.00	7	1.85
Sub-Total		11920	4972.81	231	58.86	11418	4818.62
Karnataka							
1	Bagalkot DCCB	221	80.96	56	48.19	190	69.62
2	Bangalore DCCB	1047	1492.65	362	516.08	NA	NA
3	Bidar DCCB	8612	2902.91	0	0.00	8612	2902.91
4	Bellary DCCB	2466	330.98	0	0.00	2460	328.21
5	Chikmagalur DCCB	2074	1697.57	157	52.11	2021	1585.97
6	Belgaum DCCB	792	275.88	0	0.00	4	0.81
7	Bijapur DCCB	1243	162.42	0	0.00	1138	149.57
8	Chitradurga DCCB	2508	653.48	6	11.76	2447	599.76
9	Davanagere DCCB	586	230.89	0	0.00	564	221.34
10	Hassan DCCB	10661	2056.21	128	184.04	224	135.85
11	Gulburga DCCB	1434	338.15	0	0.00	NA	NA
12	Kolar DCCB	358	90.01	0	0.00	358	90.01
13	Mandya DCCB	940	138.53	54	14.85	933	69.27
14	Mysore DCCB	0	694.29	0	199.28	NA	NA

Note : 1. Only those Co-op. Banks are included which reported the data
2. NA : Not reported / Not available



STATEMENT – V - C (Contd.)

(Amount Rs. Lakh)

Sl. No.	Name of the Bank	Total Bank Loans outstanding against SHGs as on 31 March 2008		Out of Total - under SGSY & other sponsored schemes		Out of Total – Exclusive Women SHGs	
		No. of SHGs	Amount	No. of SHGs	Amount	No. of SHGs	Amount
15	Kanara DCCB Ltd., Sirsi, U.Kannada (TEL)	624	294.04	12	1.80	554	235.23
16	South Canara DCCB Ltd., Mangalore	3980	1731.21	120	204.56	2466	988.72
17	Raichur DCCB	375	140.84	3	6.00	375	140.84
18	Shimoga DCCB, Shimoga	1004	634.25	57	89.75	835	517.70
19	Tumkur DCCB, Tumkur	2593	1517.26	101	180.59	2563	1500.10
	Sub-Total	41518	15462.53	1056	1509.01	25744	9535.91
Kerala							
1	Kollam DCB	772	926.38	0	0.00	772	926.38
2	Pathanamthitta DCB	588	717.25	0	0.00	580	707.49
3	Alappuzha DCB	1338	1110.64	1	2.50	1184	923.78
4	Kottayam DCB	3725	397.65	38	35.95	106	18.74
5	Idukki DCB	4289	3230.40	4	8.82	3315	2385.83
6	Ernakulam DCB	205	135.51	0	0.00	195	123.75
7	Thrissur DCB	3513	1960.86	493	247.57	3506	1957.15
8	Malappuram DCB	280	230.30	77	25.53	203	204.77
9	Palakkad DCB	19	8.68	4	2.38	15	6.30
10	Kozhikode DCB	41	31.78	1	9.93	NA	NA
11	Wayanad DCB	1702	893.87	130	122.59	1332	661.45
12	Kannur DCB	168	478.79	220	258.48	140	108.87
13	Kasaragod DCB	1465	633.00	328	168.00	1074	462.00
14	Thiruvananthapuram DCB	1557	569.68	4	6.32	1145	488.49
	Sub-Total	19662	11324.79	1300	888.07	13567	8975.00
Tamilnadu & U.T. of Pondicherry							
1	State Co-operative Bank	610	637.95	38	45.76	21	25.64
2	Chennai	186	91.69	0	0.00	NA	NA
3	Coimbatore	1131	274.26	417	230.26	1131	274.26
4	Cuddalore	7655	2145.13	1402	470.90	7655	2145.13
5	Dharmapuri	1084	350.15	0	0.00	NA	NA
6	dindigul	2873	1132.84	1238	440.35	2873	1132.84
7	Erode	2802	1071.17	1080	427.94	2523	964.05
8	Kanchepuram	4143	1960.41	901	394.39	NA	NA
9	Kanyakumari	4552	1877.03	470	194.25	NA	NA
10	Kumbakonam	3452	982.04	3452	982.04	NA	NA
11	Madurai	3640	903.40	2279	737.16	3640	903.40
12	Nilgiris	335	236.21	335	236.21	335	236.21
13	Pudukkottai	2170	834.81	1807	570.77	2170	834.81
14	Ramanathapuram	2760	673.99	1973	186.74	NA	NA
15	Salem	5388	2035.14	0	0.00	5388	2035.14
16	Sivagangai	699	443.50	519	332.63	699	443.50
17	Tiruvannamalai	5264	1803.59	4180	1603.53	5264	1803.59
18	Thanjavur	1727	327.58	789	163.74	1727	327.58
19	Tiruchirapalli	6932	2196.17	2235	578.31	NA	NA
20	Thoothukudi	288	37.48	0	0.28	NA	NA
21	Villupuram	8798	2922.81	1608	533.96	879	292.28
22	Virudanagar	2136	583.60	112	151.20	2136	583.60
	Sub-Total	68625	23520.95	24835	8280.42	36441	12002.03
	Total-Southern Region	141725	55281.08	27422	10736.36	87170	35331.56
	Total-Co-operative Banks	371378	110339.13	55504	25861.90	270864	77641.13

Note : 1. Only those Co-op. Banks are included which reported the data
2. NA : Not reported / Not available



STATEMENT – VI - A

Progress under Microfinance - Non Performing Assets (NPAs) for Bank Loans to SHGs and Recovery Performance as on 31 March 2008

Public Sector Commercial Banks (CBs)

(Amount Rs. lakh)

Sl. No.	Name of the Bank	Gross NPAs data for all SHGs			NPAs data for SHGs under SGSY only			Percentage of Recovery to demand of Bank Loans to SHGs (For all SHGs)	Percentage of Recovery to demand of Bank Loans to SHGs (For SHGs under SGSY only)
		Amount of Outstanding Bank Loans against SHGs	Amount of NPAs	%ge NPAs to Total Outstanding Bank Loans	Amount of Outstanding Bank Loans against SHGs	Amount of NPAs	%ge NPAs to Total Outstanding Bank Loans		
NORTHERN REGION									
Haryana									
1	Allahabad Bank	28.26	0.00	0.0	28.26	0.00	0.0	78	78
2	Bank of Baroda	12.35	1.65	13.4		N.A.		86	76
3	Bank of India	0.87	0.00	0.0	0.62	0.00	0.0	18	17.4
4	Canara Bank	176.03	8.64	4.9	80.38	7.09	8.8	89	87
5	Central Bank of India	248.00	10.35	4.2	248.00	10.35	4.2	83	83
6	Dena Bank		N.A.			N.A.		N.A.	N.A.
7	Oriental Bank of Commerce	138.93	0.00	0.0	973.80	0.00	0.0	87	85.8
8	Punjab National Bank	4149.18	0.00	0.0	2812.36	0.00	0.0	100	98
9	Punjab & Sind Bank		N.A.			N.A.		N.A.	NA
10	State Bank of India	3164.99	131.15	4.1	1413.49	116.20	8.2	71	71
11	State Bank of Patiala	342.30	36.92	10.8	282.10	31.38	11.1	66	66
12	Syndicate Bank	82.08	5.83	7.1	82.08	5.83	7.1	90	90
13	Union Bank of India	180.80	N.A.		228.78	N.A.		100	100
14	Vijaya Bank	8.83	8.33	94.3	8.83	8.33	94.3	1	1.35
	Sub-Total	8532.62	202.87	2.4	6158.70	179.18	2.9		
Himachal Pradesh									
1	Allahabad Bank	14.13	0.00	0.0	14.13	0.00	0.0	78	78
2	Bank of Baroda	1.10	0.36	32.7		N.A.		81	N.A.
3	Bank of India		N.A.			N.A.		12	11.6
4	Canara Bank	56.35	3.20	5.7	13.92	1.21	8.7	86	91
5	Central Bank of India	218.00	2.09	1.0	218.00	2.09	1.0	92	92
6	Oriental Bank of Commerce	56.53	0.90	1.6	33.52	0.90	2.7	80	80
7	Punjab National Bank		N.A.			N.A.		97	97
8	State Bank of India	4336.03	46.44	1.1	355.92	0.00	0.0	86	85
9	State Bank of Patiala	447.72	18.36	4.1	87.14	10.39	11.9	92	92
10	UCO Bank	659.06	24.88	3.8	552.56	16.38	3.0	75	76
11	Union Bank of India	49.50	0.00	0.0		N.A.		100	N.A.
	Sub-Total	5838.42	96.23	1.6	1275.19	30.97	2.4		
Punjab									
1	Allahabad Bank	54.87	0.00	0.0	54.87	0.00	0.0	100	100
2	Bank of Baroda	67.70	2.34	3.5	15.30	1.65	10.8	84	78
3	Bank of India		N.A.			N.A.		53	52.5
4	Bank of Maharashtra	0.06	0.00	0.0	0.06	0.00	0.0	N.A.	N.A.
5	Canara Bank	174.80	7.28	4.2	86.79	5.35	6.2	95	90
6	Central Bank of India	185.00	1.74	0.9	185.00	1.74	0.9	91	91
7	Corporation Bank	7.01	0.00	0.0		N.A.		N.A.	N.A.
8	Indian Overseas Bank	21.26	0.00	0.0		N.A.		100	N.A.
9	Oriental Bank of Commerce	171.37	3.58	2.1	111.29	2.78	2.5	96	93
10	Punjab National Bank		N.A.			N.A.		90	86
11	Punjab & Sind Bank		N.A.			N.A.		N.A.	N.A.
12	State Bank of India	344.56	22.95	6.7	210.58	10.64	5.1	77	77

Note : 1. Only those Co-op. Banks are included which reported the data
2. NA : Not reported / Not available



STATEMENT – VI - A (Contd.)

(Amount Rs. Lakh)

Sl. No.	Name of the Bank	Gross NPAs data for all SHGs			NPAs data for SHGs under SGSY only			Percentage of Recovery to demand of Bank Loans to SHGs (For all SHGs)	Percentage of Recovery to demand of Bank Loans to SHGs (For SHGs under SGSY only)
		Amount of Outstanding Bank Loans against SHGs	Amount of NPAs	%ge NPAs to Total Outstanding Bank Loans	Amount of Outstanding Bank Loans against SHGs	Amount of NPAs	%ge NPAs to Total Outstanding Bank Loans		
13	State Bank of Patiala	446.94	67.90	15.2	201.12	47.50	23.6	72	71
14	Syndicate Bank	63.00	3.25	5.2	44.83	3.25	7.2	90	88
15	UCO Bank	164.85	1.00	0.6	77.29	1.00	1.3	88	86
16	Union Bank of India		N.A.			N.A.		95	N.A.
	Sub-Total	1701.42	110.04	6.5	987.13	73.91	7.5		
Jammu & Kashmir									
1	Bank of Baroda		N.A.			N.A.		N.A.	N.A.
2	Bank of India		N.A.			N.A.		18	17.5
3	Central Bank of India	4.00	0.00	0.0	4.00	0.00	0.0	92	92
4	Punjab National Bank	298.35	0.00	0.0	298.35	0.00	0.0	100	100
5	State Bank of India	1660.25	122.05	7.4	106.93	1.22	1.1	82	88
	Sub-Total	1962.60	122.05	6.2	409.28	1.22	0.3		
Rajasthan									
1	Allahabad Bank		N.A.			N.A.		65	65
2	Bank of Baroda	2952.62	21.20	0.7	786.51	9.28	1.2	50	46
3	Bank of India	53.40	1.28	2.4	53.40	1.28	2.4	63	63
4	Canara Bank	27.72	2.16	7.8		N.A.		N.A.	N.A.
5	Central Bank of India	290.80	54.89	18.9	208.20	10.32	5.0%	69	88
6	Dena Bank		N.A.			N.A.		N.A.	N.A.
7	Indian Overseas Bank	19.27	0.40	2.1		N.A.		100	N.A.
8	Oriental Bank of Commerce	346.92	35.03	10.1	23.70	3.14	13.2	66	55
9	Punjab National Bank		N.A.			N.A.		85	82
10	Punjab & Sind Bank		N.A.			N.A.		N.A.	N.A.
11	State Bank of Bikaner & Jaipur	4185.90	40.43	1.0	1007.87	10.90	1.1	84	82
12	State Bank of India		N.A.			N.A.		N.A.	N.A.
13	UCO Bank	336.64	17.18	5.1	95.45	0.00	0.0	80	100
14	Union Bank of India	631.52	0.00	0.0	58.68	0.00	0.0	95	95
15	Vijaya Bank		N.A.			N.A.		N.A.	N.A.
	Sub-Total	8844.79	172.57	2.0	2233.81	34.92	1.6		
New Delhi									
1	Allahabad Bank		N.A.			N.A.		N.A.	N.A.
2	Bank of Baroda	7.96	0.59	7.4		N.A.		80	NA
3	Central Bank of India	8.20	0.00	0.0		N.A.		100	NA
4	Indian Bank		N.A.			N.A.		N.A.	NA
5	Punjab National Bank	223.23	0.00	0.0	13.90	0.00	0.0	91	90
6	Punjab & Sind Bank		N.A.			N.A.		N.A.	NA
7	State Bank of India		N.A.			N.A.		N.A.	NA
8	UCO Bank		N.A.			N.A.		N.A.	NA
9	Union Bank of India		N.A.			N.A.		N.A.	NA
	Sub-Total	239.39	0.59	0.2	13.90	0.00	0.0		
Total-Northern Region		27119.24	704.35	2.6	11078.01	320.20	2.9		
NORTH EASTERN REGION									
Assam									
1	Allahabad Bank	851.25	383.41	45.0	786.92	344.81	43.8	36	35
2	Bank of Baroda	195.21	0.43	0.2	116.74	0.43	0.4	60	60
3	Bank of India		N.A.			N.A.		9	8.5

Note : 1. Outstanding loan indicated of those banks which reported NPAs
2. NA : Not reported/ Not Available



STATEMENT – VI - A (Contd.)

(Amount Rs. Lakh)

Sl. No.	Name of the Bank	Gross NPAs data for all SHGs			NPAs data for SHGs under SGSY only			Percentage of Recovery of Bank Loans to SHGs (For all SHGs)	Percentage of Recovery of Bank Loans to SHGs (For SHGs under SGSY only)
		Amount of Outstanding Bank Loans against SHGs	Amount of NPAs	%ge NPAs to Total Outstanding Bank Loans	Amount of Outstanding Bank Loans against SHGs	Amount of NPAs	%ge NPAs to Total Outstanding Bank Loans		
4	Canara Bank		N.A.			N.A.	78	73	
5	Central Bank of India	1860.00	255.00	13.7	1243.00	133.00	10.7	44	38
6	Dena Bank		N.A.			N.A.	N.A.	N.A.	
7	Indian Bank	78.35	0.00	0.0	157.00	0.00	0.0	100	100
8	Oriental Bank of Commerce	5.93	0.00	0.0	2.80	0.00	0.0	67	55
9	Punjab National Bank		N.A.			N.A.	73	64	
10	State Bank of India	3897.40	485.44	12.5	2778.74	326.98	11.8	36	33
11	Syndicate Bank	20.48	0.00	0.0	20.48	0.00	0.0	80	80
12	UCO Bank	2917.61	3.88	0.1		N.A.	47	50	
13	Union Bank of India		N.A.			N.A.	N.A.	N.A.	
14	United Bank of India		N.A.			N.A.	60	60	
15	Vijaya Bank	88.84	0.00	0.0		N.A.	72	72	
	Sub-Total	9915.07	1128.16	11.4	5105.68	805.22	15.8		
Meghalaya									
1	Central Bank of India	1.22	0.00	0.0	1.22	0.00	0.0	58	58
2	Punjab National Bank		N.A.			N.A.	70	71	
3	State Bank of India	2242.80	85.29	3.8	711.64	58.64	8.2	36	34
4	Union Bank of India		N.A.			N.A.	N.A.	N.A.	
	Sub-Total	2244.02	85.29	3.8	712.86	58.64	8.2		
Nagaland									
1	Allahabad Bank	28.23	2.79	9.9	28.23	2.79	9.9	22	22
2	Bank of Baroda	17.90	1.05	5.9	6.65	1.05	15.8	22	24
3	Central Bank of India	40.00	7.89	19.7	11.00	7.89	71.7	20	22
4	State Bank of India	1354.23	82.45	6.1	564.49	62.34	11.0	37	37
5	Vijaya Bank		N.A.			N.A.	77	77	
	Sub-Total	1440.36	94.18	6.5	610.37	74.07	12.1		
Tripura									
1	Central Bank of India	49.00	4.31	8.8	49.00	4.31	8.8	38	38
2	State Bank of India	1106.84	97.63	8.8	1022.36	81.20	7.9	34	33
	Sub-Total	1155.84	101.94	8.8	1071.36	85.51	8.0		
Arunachal Pradesh									
1	Central Bank of India	20.00	6.16	30.8		N.A.		29	N.A.
2	State Bank of India	387.04	46.62	12.0	280.02	36.40	13.0	31	30
3	Vijaya Bank	0.40	0.00	0.0	0.40	0.00	0.0	N.A.	N.A.
	Sub-Total	407.44	52.78	13.0	280.42	36.40	13.0		
Mizoram									
1	State Bank of India	559.03	36.48	6.5	276.97	21.30	7.7	42	38
Manipur									
1	Bank of Baroda	7.28	0.00	0.0		N.A.		N.A.	N.A.
2	Central Bank of India	5.14	0.77	15.0	5.14	0.00	0.0	65	65
3	Punjab National Bank		N.A.			N.A.		71	70
4	State Bank of India	1247.66	202.35	16.2	921.78	58.43	6.3	38	36
	Sub-Total	1260.08	203.12	16.1	926.92	58.43	6.3		

Note : 1. Outstanding loan indicated of those banks which reported NPAs
2. NA : Not reported/ Not Available



STATEMENT – VI - A (Contd.)

(Amount Rs. Lakh)

Sl. No.	Name of the Bank	Gross NPAs data for all SHGs			NPAs data for SHGs under SGSY only			Percentage of Recovery of Bank Loans to SHGs (For all SHGs)	Percentage of Recovery of Bank Loans to SHGs (For SHGs under SGSY only)
		Amount of Outstanding Bank Loans against SHGs	Amount of NPAs	%ge NPAs to Total Outstanding Bank Loans	Amount of Outstanding Bank Loans against SHGs	Amount of NPAs	%ge NPAs to Total Outstanding Bank Loans		
Sikkim									
1	Central Bank of India	84.80	0.00	0.0	84.80	0.00	0.0	79	79
2	State Bank of India	87.01	12.78	14.7	63.10	12.28	19.5	94	89
	Sub-Total	171.81	12.78	7.4	147.90	12.28	8.3		
Total-North Eastern Region		17153.64	1714.73	10.0	9132.47	1151.85	12.6		
EASTERN REGION									
Bihar									
1	Allahabad Bank	1780.30	342.28	19.2	1522.39	290.13	19.1	53	44
2	Bank of Baroda	601.00	2.50	0.4	534.00	0.00	0.0	80	NA
3	Bank of India	2893.62	118.82	4.1	2377.48	118.46	5.0	67	65
4	Canara Bank	750.73	6.81	0.9	384.46	5.78	1.5	100	92
5	Central Bank of India	3528.00	167.00	4.7	3465.00	167.00	4.8	29	31
6	Indian Bank	146.25	0.00	0.0	2.93	0.00	0.0	100	100
7	Indian Overseas Bank	79.00	0.00	0.0		NA		100	NA
8	Oriental Bank of Commerce	12.45	9.48	76.1	12.45	9.48	76.1	8	8
9	Punjab National Bank		N.A.			N.A.		78	68
10	State Bank of India	7134.83	188.30	2.6	5207.58	34.92	0.7	90	88.11
11	Syndicate Bank	189.41	4.35	2.3	72.87	0.00	0.0	90	90
12	UCO Bank	1926.21	50.75	2.6	1569.97	41.54	2.6	75	74
13	Union Bank of India		N.A.			N.A.		72	NA
	Sub-Total	19041.80	890.29	4.7	15149.13	667.31	4.4		
Jharkhand									
1	Allahabad Bank	2383.79	143.04	6.0	2204.79	113.04	5.1	54	52.5
2	Bank of Baroda	152.20	0.00	0.0	149.60	0.00	0.0	95	NA
3	Bank of India	3278.85	87.41	2.7	2810.68	6.82	0.2	93	90.4
4	Canara Bank	279.80	32.50	11.6	279.80	32.50	11.6	94	94
5	Central Bank of India	216.00	23.00	10.6	216.00	23.00	10.6	N.A.	NA
6	Dena Bank		N.A.			N.A.		N.A.	N.A.
7	Oriental Bank of Commerce	12.96	0.75	5.8	0.00	0.00		58	NA
8	Punjab National Bank		N.A.			N.A.		81	80
9	Punjab & Sind Bank		N.A.			N.A.		N.A.	NA
10	State Bank of India	5912.34	214.70	3.6	2235.78	181.70	8.1	93	90.58
11	Syndicate Bank	48.20	1.00	2.1	33.21	1.00	3.0	85	80
12	UCO Bank	174.75	0.00	0.0	174.75	0.00	0.0	N.A.	NA
13	Union Bank of India		N.A.			N.A.		75	NA
	Sub-Total	12458.89	502.40	4.0	8104.61	358.06	4.4		
Orissa									
1	Allahabad Bank	554.00	0.00	0.0	387.00	0.00	0.0	79	52.89
2	Andhra Bank	1619.00	2.44	0.2	759.16	1.44	0.2	75	69
3	Bank of Baroda	863.11	8.40	1.0	124.01	2.74	2.2	93	50
4	Bank of India	999.23	0.00	0.0	705.81	10.44	1.5	93	90
5	Canara Bank	587.86	64.39	11.0	417.33	46.73	11.2	97	95
6	Central Bank of India	513.00	0.00	0.0	513.00	0.00	0.0	74	74
7	Corporation Bank	2.58	0.00	0.0		N.A.		N.A.	N.A.
8	Dena Bank		N.A.			N.A.		N.A.	N.A.
9	Indian Bank	1106.76	0.00	0.0	22.13	0.00	0.0	N.A.	N.A.

Note : 1. Outstanding loan indicated of those banks which reported NPAs
2. NA : Not reported/ Not Available



STATEMENT – VI - A (Contd.)

(Amount Rs. Lakh)

Sl. No.	Name of the Bank	Gross NPAs data for all SHGs			NPAs data for SHGs under SGSY only			Percentage of Recovery of Bank Loans to SHGs (For all SHGs)	Percentage of Recovery of Bank Loans to SHGs (For SHGs under SGSY only)
		Amount of Outstanding Bank Loans against SHGs	Amount of NPAs	%ge NPAs to Total Outstanding Bank Loans	Amount of Outstanding Bank Loans against SHGs	Amount of NPAs	%ge NPAs to Total Outstanding Bank Loans		
10	Indian Overseas Bank	2092.60	0.00	0.0		N.A.		100	N.A.
11	Oriental Bank of Commerce		N.A.			N.A.		20	N.A.
12	Punjab National Bank		N.A.			N.A.		85	55
13	State Bank of India	47658.62	504.24	1.1	16434.94	422.43	2.6	98	75
14	Syndicate Bank	418.26	10.75	2.6	330.21	8.74	2.6	87	80
15	UCO Bank	5478.45	181.34	3.3	3455.56	122.87	3.6	84	84
16	Union Bank of India		N.A.			N.A.		92	92
17	United Bank of India		N.A.			N.A.		69	61
	Sub-Total	61893.47	771.56	1.2	23149.15	615.39	2.7		
West Bengal									
1	Allahabad Bank	3674.58	35.90	1.0	3286.36	30.85	0.9	70	66.18
2	Bank of Baroda	584.00	16.95	2.9	584.00	16.95	2.9	18	81
3	Bank of India	3928.40	14.49	0.4	1331.99	5.46	0.4	74	65
4	Bank of Maharashtra	1.79	0.00	0.0		N.A.		N.A.	N.A.
5	Canara Bank	437.40	60.04	13.7	302.48	38.02	12.6	73	89
6	Central Bank of India	1312.00	0.00	0.0	1232.00	0.00	0.0	89	84
7	Indian Bank	362.55	6.06	1.7	7.25	2.56	35.3	100	93
8	Indian Overseas Bank	1213.30	0.12	0.0		N.A.		100	N.A.
9	Oriental Bank of Commerce	73.41	0.00	0.0	73.41	0.00	0.0	75	75
10	Punjab National Bank	3150.77	0.00	0.0	3184.43	0.00	0.0	100	100
11	State Bank of India	7983.01	0.00	0.0	4217.67	0.00	0.0	94	94
12	Syndicate Bank	186.65	0.68	0.4	186.65	0.68	0.4	87	87
13	UCO Bank	1833.71	84.32	4.6	1766.41	84.32	4.8	85	86
14	Union Bank of India		N.A.			N.A.		95	95
15	United Bank of India		N.A.			N.A.		79	80
	Sub-Total	24741.56	218.56	0.9	16172.65	178.84	1.1		
UT of A & N Islands									
1	State Bank of India	24.98	2.98	11.9	15.02	0.32	2.1	94	90
2	Syndicate Bank	0.18	0.00	0.0	0.18	0.00	0.0	100	100
	Sub-Total	25.16	2.98	11.8	15.20	0.32	2.1		
Total-Eastern Region		118160.88	2385.79	2.0	62590.74	1819.92	2.9		
CENTRAL REGION									
Chattisgarh									
1	Allahabad Bank	148.00	9.32	6.3	148.00	9.32	6.3	67	67
2	Bank of Baroda	220.00	7.95	3.6	165.00	6.39	3.9	69	70
3	Bank of India	37.11	12.56	33.8	30.61	5.90	19.3	22	20.5
4	Bank of Maharashtra	62.46	7.62	12.2	47.77	7.08	14.8	N.A.	N.A.
5	Canara Bank	12.40	0.00	0.0	12.40	0.00	0.0	100	100
6	Central Bank of India	1196.75	90.13	7.5	1196.75	90.13	7.5	75	75
7	Dena Bank		N.A.			N.A.		N.A.	N.A.
8	Oriental Bank of Commerce	15.04	0.00	0.0	15.04	0.00	0.0	100	100
9	Punjab National Bank	689.69	0.00	0.0	394.16	0.00	0.0	100	100
10	State Bank of India	5502.04	28.01	0.5	2576.70	8.90	0.3	92	90
11	Union Bank of India		N.A.			N.A.		88	88
	Sub-Total	7883.49	155.59	2.0	4586.43	127.72	2.8		

Note : 1. Outstanding loan indicated of those banks which reported NPAs
2. NA : Not reported/ Not Available



STATEMENT – VI - A (Contd.)

(Amount Rs. Lakh)

Sl. No.	Name of the Bank	Gross NPAs data for all SHGs			NPAs data for SHGs under SGSY only			Percentage of Recovery to demand of Bank Loans to SHGs (For all SHGs)	Percentage of Recovery to demand of Bank Loans to SHGs (For SHGs under SGSY only)
		Amount of Outstanding Bank Loans against SHGs	Amount of NPAs	%ge NPAs to Total Outstanding Bank Loans	Amount of Outstanding Bank Loans against SHGs	Amount of NPAs	%ge NPAs to Total Outstanding Bank Loans		
Madhya Pradesh									
1	Allahabad Bank	1144.74	70.92	6.2	829.59	64.69	7.8	59	58.36
2	Bank of Baroda	354.52	58.58	16.5	302.17	33.72	11.2	72	72
3	Bank of India	1821.87	202.86	11.1	1554.31	186.49	12.0	46	34
4	Bank of Maharashtra	927.84	68.77	7.4	678.35	52.78	7.8	N.A.	N.A.
5	Canara Bank	233.40	34.62	14.8	231.01	34.62	15.0	78	78
6	Central Bank of India	3958.47	493.07	12.5	3613.16	467.31	12.9	52	52
7	Dena Bank		N.A.			N.A.		N.A.	N.A.
8	Oriental Bank of Commerce	89.71	0.00	0.0	77.94	0.00	0.0	90	80
9	Punjab National Bank		N.A.			N.A.		88	73
10	Punjab & Sind Bank		N.A.			N.A.		N.A.	N.A.
11	State Bank of Hyderabad		N.A.			N.A.		N.A.	N.A.
12	State Bank of India	6386.62	483.05	7.6	5141.03	469.60	9.1	64	55.7
13	State Bank of Indore		NA			NA		N.A.	N.A.
14	Syndicate Bank	87.32	18.35	21.0	59.55	18.35	30.8	85	85
15	UCO Bank	1195.99	41.00	3.4	1151.94	41.00	3.6	76	74
16	Union Bank of India		NA			NA		75	NA
17	Vijaya Bank	1.54	0.00	0.0				N.A.	N.A.
	Sub-Total	16202.02	1471.22	9.1	13639.05	1368.56	10.0		
Uttarakhand									
1	Allahabad Bank	68.85	2.57	3.7	68.85	2.57	3.7	79	79
2	Bank of Baroda	387.00	4.03	1.0	384.00	4.03	1.0	78	78
3	Bank of India	18.63	0.36	1.9	18.63	0.36	1.9	28	28
4	Canara Bank	107.67	0.00	0.0	73.50	0.00	0.0	81	96
5	Central Bank of India	53.24	5.60	10.5	28.50	0.40	1.4	76	70
6	Oriental Bank of Commerce	680.96	87.53	12.9	88.62	0.00	0.0	65	55
7	Punjab National Bank		NA			NA		91	93
8	State Bank of India	3446.08	0.00	0.0	2591.80	0.00	0.0	N.A.	N.A.
9	Union Bank of India		NA			NA		82	81.96
	Sub-Total	4762.43	100.09	2.1	3253.90	7.36	0.2		
Uttar Pradesh									
1	Allahabad Bank	15420.48	899.56	5.8	13266.67	658.64	5.0	59	56
2	Bank of Baroda	7950.20	48.94	0.6	6140.87	47.91	0.8	96	95
3	Bank of India	4426.89	215.08	4.9	4200.49	183.08	4.4	66	71
4	Canara Bank	1412.68	55.58	3.9	1185.88	52.21	4.4	88	88
5	Central Bank of India	3836.22	39.30	1.0	2464.76	23.11	0.9	76	71
6	Dena Bank		NA			NA		N.A.	N.A.
7	Indian Bank	169.71	0.00	0.0	56.89	0.00	0.0	N.A.	N.A.
8	Indian Overseas Bank	858.13	0.00	0.0		NA		100	N.A.
9	Oriental Bank of Commerce	539.04	12.39	2.3	438.11	12.39	2.8	63	63
10	Punjab National Bank		NA			NA		80	80
11	Punjab & Sind Bank		NA			NA		N.A.	N.A.
12	State Bank of India	22905.85	60.92	0.3	16662.20	60.92	0.4	91	99
13	Syndicate Bank	1357.02	108.99	8.0	612.30	73.52	12.0	89	84
14	UCO Bank	1050.71	16.90	1.6	875.86	14.95	1.7	75	75
15	Union Bank of India		NA			NA		81	77.33
16	Vijaya Bank	5.00	1.13	22.6	4.94	1.13	22.9	83	38.92
	Sub-Total	59931.93	1458.79	2.4	45908.97	1127.86	2.5		
	Total-Central Region	88779.87	3185.69	3.6	67388.35	2631.50	3.9		

Note : 1. Outstanding loan indicated of those banks which reported NPAs
2. NA : Not reported/ Not Available



STATEMENT – VI - A (Contd.)

(Amount Rs. Lakh)

Sl. No.	Name of the Bank	Gross NPAs data for all SHGs			NPAs data for SHGs under SGSY only			Percentage of Recovery of Bank Loans to SHGs (For all SHGs)	Percentage of Recovery of Bank Loans to SHGs (For SHGs under SGSY only)
		Amount of Outstanding Bank Loans against SHGs	Amount of NPAs	%ge NPAs to Total Outstanding Bank Loans	Amount of Outstanding Bank Loans against SHGs	Amount of NPAs	%ge NPAs to Total Outstanding Bank Loans		
WESTERN REGION									
Gujarat									
1	Bank of Baroda	1408.86	38.59	2.7	778.19	32.84	4.2	92	76
2	Bank of India	59.39	0.00	0.0	55.41	0.00	0.0	89	87.75
3	Bank of Maharashtra	10.10	0.00	0.0	4.05	0.00	0.0	N.A.	N.A.
4	Canara Bank	3.26	0.00	0.0	3.26	0.00	0.0	89	88
5	Central Bank of India	150.00	0.00	0.0	108.00	0.00	0.0	90	90
6	Corporation Bank	150.63	0.00	0.0	0.00	0.00		N.A.	N.A.
7	Dena Bank		NA			NA		N.A.	N.A.
8	Indian Bank	63.98	0.00	0.0	1.28	0.00	0.0	100	100
9	Indian Overseas Bank	5173.00	0.00	0.0		NA		100	N.A.
10	Oriental Bank of Commerce	2.03	1.65	81.3	0.53	0.15	28.3	N.A.	N.A.
11	Punjab National Bank		NA			NA		90	80
12	State Bank of India	489.99	0.00	0.0	134.60	0.00	0.0	N.A.	N.A.
13	State Bank of Saurashtra	332.10	0.00	0.0	160.02	0.00	0.0	68	62
14	Syndicate Bank	25.87	0.72	2.8	0.71	0.07	9.9	95	95
15	UCO Bank	27.47	0.00	0.0	6.12	0.00	0.0	N.A.	N.A.
16	Union Bank of India		NA			NA		91	93
17	Vijaya Bank	7.31	3.45	47.2	5.17	3.45	66.7	12	12.07
	Sub-Total	7903.98	44.41	0.6	1257.34	36.51	2.9		
Maharashtra									
1	Allahabad Bank	125.25	2.53	2.0	99.00	2.53	2.6	82	76
2	Bank of Baroda	939.14	84.06	9.0	696.95	68.35	9.8	92	80
3	Bank of India	5754.00	129.73	2.3	2564.85	80.80	3.2	47	40.5
4	Bank of Maharashtra	10254.17	262.84	2.6	5421.45	173.46	3.2	N.A.	N.A.
5	Canara Bank	226.77	15.55	6.9	89.32	9.03	10.1	97	73
6	Central Bank of India	22488.39	1,893.34	8.4	20185.12	1883.90	9.3	65	65
7	Corporation Bank		N.A.			N.A.		N.A.	N.A.
8	Dena Bank		N.A.			N.A.		N.A.	N.A.
9	IDBI Bank	541.13	43.97	8.1	372.55	34.28	9.2	57	58
10	Indian Bank	140.35	0.00	0.0	29.00	0.00	0.0	100	100
11	Indian Overseas Bank	104.50	0.00	0.0		N.A.		100	N.A.
12	Punjab National Bank		N.A.			N.A.		80	80
13	Punjab & Sind Bank		N.A.			N.A.		N.A.	N.A.
14	State Bank of Hyderabad	1319.71	16.85	1.3	355.33	16.85	4.7	93	93
15	State Bank of India	25478.41	0.00	0.0	12270.50	0.00	0.0	92	80
16	Syndicate Bank	338.11	10.56	3.1	141.73	10.18	7.2	95	94
17	UCO Bank	240.34	0.00	0.0	228.23	0.00	0.0	65	65
18	Union Bank of India		N.A.			N.A.		93	93
19	Vijaya Bank	166.65	1.36	0.8				26	N.A.
	Sub-Total	68116.92	2460.79	3.6	42454.03	2279.38	5.4		
Goa									
1	Bank of Baroda	271.04	0.00	0.0	132.47	0.00	0.0	94	94
2	Bank of India	114.88	0.20	0.2	15.17	0.20	1.3	100	77
3	Bank of Maharashtra	8.88	0.82	9.3	6.55	0.82	12.6	N.A.	N.A.
4	Canara Bank	50.11	0.00	0.0	10.43	0.00	0.0	100	100

Note : 1. Outstanding loan indicated of those banks which reported NPAs
2. NA : Not reported/ Not Available



STATEMENT – VI - A (Contd.)

(Amount Rs. Lakh)

Sl. No.	Name of the Bank	Gross NPAs data for all SHGs			NPAs data for SHGs under SGSY only			Percentage of Recovery of Bank Loans to SHGs (For all SHGs)	Percentage of Recovery of Bank Loans to SHGs (For SHGs under SGSY only)
		Amount of Outstanding Bank Loans against SHGs	Amount of NPAs	%ge NPAs to Total Outstanding Bank Loans	Amount of Outstanding Bank Loans against SHGs	Amount of NPAs	%ge NPAs to Total Outstanding Bank Loans		
5	Central Bank of India	51.09	0.00	0.0	32.85	0.00	0.0	98	96
6	Corporation Bank	27.30	0.00	0.0	5.80	0.00	0.0	N.A.	N.A.
7	Indian Overseas Bank	317.26	0.00	0.0		N.A.		100	N.A.
8	State Bank of India	891.59	0.00	0.0	163.40	0.00	0.0	88	85
9	Syndicate Bank	0.04	0.00	0.0	0.04	0.00	0.0	98	98
10	Union Bank of India		NA			NA		90	N.A.
	Sub-Total	1732.19	1.02	0.1	366.71	1.02	0.3		
Total-Western Region		77753.10	2506.22	3.2	44078.08	2316.92	5.3		
SOUTHERN REGION									
Andhra Pradesh									
1	Allahabad Bank	1285.03	11.73	0.9	42.13	2.19	5.2	87	84
2	Andhra Bank	100561.00	150.65	0.1	9649.41	89.41	0.9	95	73
3	Bank of Baroda	4528.00	73.00	1.6	218.00	21.00	9.6	85	N.A.
4	Bank of India	7213.47	11.78	0.2	478.97	1.40	0.3	49	49
5	Bank of Maharashtra	272.16	18.09	6.6	61.04	6.64	10.9	N.A.	N.A.
6	Canara Bank	7924.12	610.55	7.7	114.11	48.71	42.7	100	46
7	Central Bank of India	3693.61	83.81	2.3	734.55	13.74	1.9	92	87
8	Corporation Bank	7791.65	726.00	9.3	1036.01	0.00	0.0	N.A.	N.A.
9	Dena Bank		NA			NA		N.A.	N.A.
10	Indian Bank	33644.52	51.83	0.2	672.89	32.56	4.8	99	92
11	Indian Overseas Bank	19112.70	4.00	0.0		N.A.		100	N.A.
12	Oriental Bank of Commerce	0.83	0.00	0.0	0.83	0.00	0.0	100	100
13	Punjab National Bank		NA			NA		98	98
14	State Bank of Hyderabad	45345.57	98.17	0.2	9002.43	98.17	1.1	93	93
15	State Bank of India	106116.76	598.32	0.6	6871.00	17.95	0.2	N.A.	N.A.
16	UCO Bank	795.50	0.00	0.0	167.20	0.00	0.0	N.A.	N.A.
17	Union Bank of India		NA			NA		95	94
18	Vijaya Bank	3230.13	14.39	0.4	4.42	2.69	57.3	94	89
	Sub-Total	341515.05	2452.32	0.7	29052.99	334.46	1.2		
Karnataka									
1	Allahabad Bank	21.02	0.42	2.0	20.74	0.31	1.5	98	98
2	Andhra Bank	66.00	0.92	1.4	6.79	0.09	1.3	95	73
3	Bank of Baroda	338.59	0.00	0.0	41.78	0.00	0.0	N.A.	N.A.
4	Bank of India	195.01	0.00	0.0	377.12	0.00	0.0	88	76.2
5	Bank of Maharashtra	36.87	3.41	9.3	21.46	3.40	15.8	N.A.	N.A.
6	Canara Bank	12863.49	67.15	0.5	833.59	9.48	1.1	99	93
7	Central Bank of India	218.68	20.73	9.5	28.53	5.73	20.1	93	90
8	Corporation Bank	9275.08	3,870.00	41.7	281.43	237.00	84.2	98	93
9	Dena Bank		NA			NA		N.A.	N.A.
10	Indian Bank	1645.18	2.56	0.2	32.90	0.00	0.0	N.A.	N.A.
11	Indian Overseas Bank	582.00	0.00	0.0		NA		100	N.A.
12	Oriental Bank of Commerce	27.47	0.00	0.0	26.70	0.00	0.0	100	100
13	Punjab National Bank		NA			NA		100	N.A.
14	State Bank of Hyderabad	725.61	13.31	1.8	226.80	13.31	5.9	93	93
15	State Bank of India	4236.70	0.00	0.0	2551.65	0.00	0.0	N.A.	N.A.

Note : 1. Outstanding loan indicated of those banks which reported NPAs
2. NA : Not reported/ Not Available



STATEMENT – VI - A (Contd.)

(Amount Rs. Lakh)

Sl. No.	Name of the Bank	Gross NPAs data for all SHGs			NPAs data for SHGs under SGSY only			Percentage of Recovery to demand of Bank Loans to SHGs (For all SHGs)	Percentage of Recovery to demand of Bank Loans to SHGs (For SHGs under SGSY only)
		Amount of Outstanding Bank Loans against SHGs	Amount of NPAs	%ge NPAs to Total Outstanding Bank Loans	Amount of Outstanding Bank Loans against SHGs	Amount of NPAs	%ge NPAs to Total Outstanding Bank Loans		
16	State Bank of Mysore	13193.82	0.00	0.0	997.10	0.00	0.0	100	100
17	Syndicate Bank	9397.19	98.68	1.1	1415.10	60.39	4.3	94	91
18	UCO Bank	238.61	1.15	0.5	180.16	1.15	0.6	85	83
19	Union Bank of India		N.A.			N.A.		94	80
20	Vijaya Bank	7550.51	20.23	0.3	1072.50	12.57	1.2	93	91.63
	Sub-Total	60611.83	4098.56	6.8	8114.34	343.43	4.2		
Kerala									
1	Allahabad Bank	5.26	0.11	2.0	5.18	0.08	1.5	98	98
2	Bank of Baroda	312.81	11.88	3.8	91.51	0.00	0.0	89	85
3	Bank of India	1800.00	1.25	0.1	218.00	0.00	0.0	100	100
4	Bank of Maharashtra	2.66	0.00	0.0	0.00	0.00		N.A.	N.A.
5	Canara Bank	5967.20	178.71	3.0	2550.83	122.66	4.8	96	87
6	Central Bank of India	3871.00	95.00	2.5	1806.00	11.00	0.6	95	90
7	Corporation Bank	1009.10	0.00	0.0	70.54	0.00	0.0	0	0
8	Dena Bank		N.A.			N.A.		N.A.	N.A.
9	Indian Bank	6140.10	0.00	0.0	122.80	0.00	0.0	100	100
10	Indian Overseas Bank	2669.90	10.00	0.4		N.A.		100	N.A.
11	Punjab National Bank		N.A.			N.A.		76	73
12	Punjab & Sind Bank		N.A.			N.A.		N.A.	N.A.
13	State Bank of India		N.A.			N.A.		N.A.	N.A.
14	State Bank of Travancore	14462.68	33.66	0.2	1360.38	7.91	0.6	94	95
15	Syndicate Bank	1960.31	41.90	2.1	278.57	7.74	2.8	97	97
16	UCO Bank	110.93	0.75	0.7	33.12	0.00	0.0	94	N.A.
17	Union Bank of India		N.A.			N.A.		97	94
18	Vijaya Bank	243.26	0.00	0.0	224.13	0.00	0.0	89	84.27
	Sub-Total	38555.21	373.26	1.0	6761.06	149.39	2.2		
Tamil Nadu									
1	Allahabad Bank	26.28	0.53	2.0	25.92	0.39	1.5	98	98
2	Andhra Bank	285.00	0.42	0.1	133.64	0.25	0.2	84	65
3	Bank of Baroda	2474.96	0.00	0.0	506.69	0.00	0.0	96	86
4	Bank of India	845.34	27.06	3.2	261.03	16.46	6.3	85	95
5	Bank of Maharashtra	8.19	0.20	2.4	2.89	0.13	4.6	N.A.	N.A.
6	Canara Bank	16861.31	210.76	1.2	6591.27	155.92	2.4	93	94
7	Central Bank of India	5335.00	61.00	1.1	2142.00	22.00	1.0	95	90
8	Corporation Bank	667.75	0.00	0.0	624.07	0.00	0.0	N.A.	N.A.
9	Dena Bank		N.A.			N.A.		N.A.	N.A.
10	Indian Bank	65156.22	391.73	0.6	1303.12	198.56	15.2	99	94.5
11	Indian Overseas Bank	30416.60	511.64	1.7		N.A.		98	N.A.
12	Oriental Bank of Commerce	37.70	0.00	0.0	29.94	0.00	0.0	90	100
13	Punjab National Bank		N.A.			N.A.		98	87
14	State Bank of Hyderabad		N.A.			N.A.		N.A.	N.A.
15	State Bank of India	65494.00	1,961.00	3.0	18981.00	549.00	2.9	97	85.4
16	Syndicate Bank	4106.60	102.44	2.5	344.90	31.73	9.2	95	93
17	UCO Bank	873.44	0.00	0.0	452.71	0.00	0.0	88	88
18	Union Bank of India		N.A.			N.A.		93	93
19	Vijaya Bank	506.07	7.95	1.6	93.46	5.80	6.2	90	87
	Sub-Total	193094.45	3274.72	1.7	31492.64	980.24	3.1		

Note : 1. Outstanding loan indicated of those banks which reported NPAs
2. NA : Not reported/ Not Available



STATEMENT – VI - A (Contd.)

(Amount Rs. Lakh)

Sl. No.	Name of the Bank	Gross NPAs data for all SHGs			NPAs data for SHGs under SGSY only			Percentage of Recovery to demand of Bank Loans to SHGs (For all SHGs)	Percentage of Recovery to demand of Bank Loans to SHGs (For SHGs under SGSY only)
		Amount of Outstanding Bank Loans against SHGs	Amount of NPAs	%ge NPAs to Total Outstanding Bank Loans	Amount of Outstanding Bank Loans against SHGs	Amount of NPAs	%ge NPAs to Total Outstanding Bank Loans		
Pondicherry									
1	Bank of Baroda	60.59	3.38	5.6		N.A.		82	N.A.
2	Bank of India	0.37	0.00	0.0		N.A.		100	N.A.
3	Bank of Maharashtra	2.08	0.00	0.0	2.08	0.00	0.0	N.A.	N.A.
4	Canara Bank	5.12	0.00	0.0		N.A.		92	N.A.
5	Indian Bank	1564.58	0.00	0.0		N.A.		N.A.	N.A.
6	Indian Overseas Bank	348.00	0.00	0.0		N.A.		100	N.A.
7	Vijaya Bank	29.38	0.00	0.0		N.A.		96	N.A.
	Sub-Total	2010.12	3.38	0.2	2.08	0.00	0.0		
Total-Southern Region		635786.66	10202.24	1.6	75423.12	1807.52	2.4		
Total-Pub. Sector Comm. Banks		964753.40	20699.02	2.1	269690.77	10047.90	3.7		
PUBLIC SECTOR COMMERCIAL BANKS - All India Position									
1	Allahabad Bank	27614.30	1905.10	6.9	22819.02	1522.34	6.7	68.0	65.0
2	Andhra Bank	102531.00	154.43	0.2	10549.00	91.19	0.9	95.0	73.0
3	Bank of Baroda	24708.14	385.88	1.6	11774.44	246.34	2.1	78.0	70.0
4	Bank of India	33441.33	822.88	2.5	17054.57	617.14	3.6	75.8	71.0
5	Bank of Maharashtra	11587.27	361.75	3.1	6245.70	244.32	3.9	74.6	66.0
6	Canara Bank	48158.22	1357.94	2.8	13260.76	569.31	4.3	90.0	87.0
7	Corporation Bank	18931.10	4596.00	24.3	2017.85	237.00	11.7	98.0	93.0
8	Central Bank of India	53435.61	3315.18	6.2	40023.58	2877.02	7.2	N.A.	N.A.
9	Dena Bank		N.A.			N.A.		93.0	93.0
10	IDBI Bank	541.13	43.97	8.1	372.55	34.28	9.2	56.8	58.4
11	Indian Bank	110218.55	452.18	0.4	2408.19	233.68	9.7	98.3	95.2
12	Indian Overseas Bank	63007.52	526.16	0.8	0.00	0.00		99.0	98.0
13	Oriental Bank of Commerce	2211.28	151.31	6.8	1908.68	28.84	1.5	87.0	78.0
14	Punjab & Sind Bank		N.A.			N.A.		80.0	88.0
15	Punjab National Bank	8511.22	0.00	0.0	6703.20	0.00	0.0	87.0	83.0
16	State Bank of India	330049.66	5413.15	1.6	104760.89	2529.37	2.4	81.0	78.0
17	State Bank of Bikaner & Jaipur	4185.90	40.43	1.0	1007.87	10.90	1.1	84.0	82.0
18	State Bank of Hyderabad	47390.89	128.33	0.3	9584.56	128.33	1.3	93.0	93.0
19	State Bank of Indore		N.A.			N.A.		N.A.	N.A.
20	State Bank of Mysore	13193.82	0.00	0.0	997.10	0.00	0.0	100.0	100.0
21	State Bank of Patiala	1236.96	123.18	10.0	570.36	89.27	15.7	76.7	76.3
22	State Bank of Saurashtra	332.10	0.00	0.0	160.02	0.00	0.0	68.0	62.0
23	State Bank of Travancore	14462.68	33.66	0.2	1360.38	7.91	0.6	94.0	95.0
24	Syndicate Bank	18280.72	407.50	2.2	3623.41	221.48	6.1	92.0	90.0
25	Union Bank of India	861.82	0.00	0.0	287.46	0.00	0.0	86.0	90.0
26	United Bank of India		N.A.			N.A.		58.0	53.0
27	UCO Bank	18024.27	423.15	2.3	10787.33	323.21	3.0	N.A.	N.A.
28	Vijaya Bank	11837.92	56.84	0.5	1413.85	35.97	2.5	92.3	75.8
Total-Public Sector CBs		964753.40	20699.02	2.1	269690.77	10047.90	3.7		

Note : 1. Outstanding loan indicated of those banks which reported NPAs
2. NA : Not reported/ Not Available



STATEMENT – VI - A

Progress under Microfinance - Non Performing Assets (NPAs) for Bank Loans to SHGs as on 31 March 2008 Private Sector Commercial Banks (CBs)

(Amount Rs. lakh)

Sl. No.	Name of the Bank	Gross NPAs data for all SHGs			NPAs data for SHGs under SGSY only			Percentage of Recovery to demand of Bank Loans to SHGs (For all SHGs)	Percentage of Recovery to demand of Bank Loans to SHGs (For SHGs under SGSY only)
		Amount of Outstanding Bank Loans against SHGs	Amount of NPAs	%ge NPAs to Total Outstanding Bank Loans	Amount of Outstanding Bank Loans against SHGs	Amount of NPAs	%ge NPAs to Total Outstanding Bank Loans		
NORTHERN REGION									
Haryana									
1	HDFC Bank	115.00	0.00	0.0	0.00	N.A.	N.A.	100	N.A.
	Sub-Total	115.00	0.00	0.0	0.00				
Himachal Pradesh									
1	HDFC Bank	286.00	0.00	0.0	0.00	N.A.	N.A.	100	N.A.
	Sub-Total	286.00	0.00	0.0	0.00				
Rajasthan									
1	Bank of Rajasthan	226.85	0.00	0.0	151.40	0.00	0.00	96	96
2	HDFC Bank	122.00	0.00	0.0	0.00			100	N.A.
	Sub-Total	348.85	0.00	0.0	151.40	0.00	0.00		
	Total-Northern Region	749.85	0.00	0.0	151.40	0.00	0.00		
EASTERN REGION									
Bihar									
1	HDFC Bank	4.00	0.00	0.0	0.00	N.A.	N.A.	100	N.A.
	Sub-Total	4.00	0.00	0.0	0.00				
Jharkhand									
1	HDFC Bank	2.00	0.00	0.0	0.00	N.A.	N.A.	100	N.A.
	Sub-Total	2.00	0.00	0.0	0.00				
Orissa									
1	HDFC Bank	4182.00	0.00	0.0	0.00	N.A.	N.A.	100	N.A.
	Sub-Total	4182.00	0.00	0.0	0.00				
	Total-Eastern Region	4188.00	0.00	0.0	0.00				
CENTRAL REGION									
Madhya Pradesh									
1	HDFC Bank	29.00	0.00	0.0	0.00	N.A.	N.A.	100	N.A.
	Sub-Total	29.00	0.00	0.0	0.00				
Uttarakhand									
1	Nainital Bank	177.13	0.04	0.02	153.96	0.04	0.03	98	98
	Sub-Total	177.13	0.04	0.02	153.96	0.04	0.03		
Uttar Pradesh									
1	HDFC Bank	113.00	0.00	0.0	0.00	N.A.	N.A.	100	N.A.
	Sub-Total	113.00	0.00	0.0	0.00	0.00			
	Total-Central Region	319.13	0.04	0.01	153.96	0.04			

NA : Not reported / Not available



STATEMENT – VI - A (Contd.)

(Amount Rs. Lakh)

Sl. No.	Name of the Bank	Gross NPAs data for all SHGs			NPAs data for SHGs under SGSY only			Percentage of Recovery of Bank Loans to SHGs (For all SHGs)	Percentage of Recovery to demand of Bank Loans to SHGs (For SHGs under SGSY only)
		Amount of Outstanding Bank Loans against SHGs	Amount of NPAs	%ge NPAs to Total Outstanding Bank Loans	Amount of Outstanding Bank Loans against SHGs	Amount of NPAs	%ge NPAs to Total Outstanding Bank Loans		
WESTERN REGION									
Maharashtra									
1	AXIS Bank		N.A.			N.A.		100	N.A.
2	HDFC Bank	679.00	0.00	0.0	0.00			100	N.A.
3	ICICI Bank	17127.68	634.36	3.7		N.A.		75	N.A.
4	Ratnakar Bank	63.69	4.36	6.9	57.56	3.71	6.45	N.A.	N.A.
	Sub-Total	17870.37	638.72	3.6	57.56	3.71	6.45		
	Total-Western Region	17870.37	638.72	3.6	57.56	3.71	6.45		
SOUTHERN REGION									
Andhra Pradesh									
1	HDFC Bank	6191.00	0.00	0.0	0.00	N.A.	N.A.	100	N.A.
	Sub-Total	6191.00	0.00	0.0	0.00				
Karnataka									
1	HDFC Bank	586.00	0.00	0.0	0.00	N.A.	N.A.	100	N.A.
	Sub-Total	586.00	0.00	0.0	0.00				
Kerala									
1	Dhanalakshmi Bank	3243.91	2.22	0.07	334.10	2.22	0.66	98.21	70
2	HDFC Bank	149.00	0.00	0.0	0.00	N.A.	N.A.	100	N.A.
3	South Indian Bank	479.58	11.58	2.4	252.01	8.43	3.35	85	85
4	Tamilnad Merchant Bank	3.93	0.00	0.0	2.30	0.00	0.00	100	100
	Sub-Total	3876.42	13.80	0.4	588.41	10.65	1.81		
Tamil Nadu									
1	HDFC Bank	16812.68	0.00	0.0	0.00	N.A.	N.A.	100	N.A.
2	Karur Vysya Bank	412.70	1.80	0.4	88.64	0.00	0.00	98.92	50.88
3	Tamilnad Merchant Bank	2498.40	17.36	0.7	190.47	2.60	1.37	N.A.	N.A.
	Sub-Total	19723.78	19.16	0.1	279.11	2.60	0.93		
UT of Pondicherry									
1	HDFC Bank	956.32	0.00	0.0	0.00	N.A.	N.A.	100	N.A.
	Sub-Total	956.32	0.00	0.0	0.00				
	Total-Southern Region	31333.52	32.96	0.1	867.52	13.25	1.53		
	Total-Pvt. Sector Comm. Banks	54460.87	671.72	1.2	1230.44	17.00	1.38		

NA : Not reported / Not available



STATEMENT – VI - A (Contd.)

(Amount Rs. Lakh)

Sl. No.	Name of the Bank	Gross NPAs data for all SHGs			NPAs data for SHGs under SGSY only			Percentage of Recovery of Bank Loans to SHGs (For all SHGs)	Percentage of Recovery to demand of Bank Loans to SHGs (For SHGs under SGSY only)
		Amount of Outstanding Bank Loans against SHGs	Amount of NPAs	%ge NPAs to Total Outstanding Bank Loans	Amount of Outstanding Bank Loans against SHGs	Amount of NPAs	%ge NPAs to Total Outstanding Bank Loans		
PRIVATE SECTOR COMMERCIAL BANKS - All India Position									
1	Bank of Rajasthan	226.85	0.00	0.0	151.40	0	0.0	96.0	96.0
2	Catholic Syrian Bank	N.A.	N.A.	N.A.	N.A.	N.A.	N.A.	N.A.	N.A.
3	Centurian Bank of Punjab	N.A.	N.A.	N.A.	N.A.	N.A.	N.A.	N.A.	N.A.
4	City Union Bank	N.A.	N.A.	N.A.	N.A.	N.A.	N.A.	N.A.	N.A.
5	Dhanalakshmi Bank	3243.91	2.22	0.07	334.10	2	0.7	98.2	70.0
6	Development Credit Bank	N.A.	N.A.	N.A.	N.A.	N.A.	N.A.	N.A.	N.A.
7	Federal Bank	N.A.	N.A.	N.A.	N.A.	N.A.	N.A.	N.A.	N.A.
8	HDFC Bank	30227.00	0.00	0.0	0.00	N.A.	N.A.	100.0	N.A.
9	ICICI Bank	17127.68	634.36	3.7	0.00	N.A.	N.A.	75.1	N.A.
10	ING-Vysya Bank	N.A.	N.A.	N.A.	N.A.	N.A.	N.A.	N.A.	N.A.
11	IndusInd Bank	NIL	NIL	NIL	NIL	NIL	NIL	NIL	NIL
12	Jammu&Kashmir Bank	N.A.	N.A.	N.A.	N.A.	N.A.	N.A.	N.A.	N.A.
13	Karnataka Bank	N.A.	N.A.	N.A.	N.A.	N.A.	N.A.	N.A.	N.A.
14	Karur Vysya Bank	412.70	1.80	0.4	88.64	0	0.0	98.9	50.9
15	Kotak Mahindra Bank	NIL	NIL	NIL	NIL	NIL	NIL	NIL	NIL
16	Laxmi Vilas Bank	N.A.	N.A.	N.A.	N.A.	N.A.	N.A.	N.A.	N.A.
17	Nainital Bank	177.13	0.04	0.02	153.96	0	0.03	98.0	98.0
18	Ratnakar Bank	63.69	4.36	6.9	57.56	4	6.5	N.A.	N.A.
19	SBI Commercial & International Bank	NIL	NIL	NIL	NIL	NIL	NIL	NIL	NIL
20	South Indian Bank	479.58	11.58	2.4	252.01	8	3.4	98.0	98.0
21	Tamilnad Merchant Bank	2502.33	17.36	0.7	192.77	3	1.4	N.A.	N.A.
22	AXIS Bank	N.A.	N.A.	N.A.	N.A.	N.A.	N.A.	100.0	100.0
23	Yes Bank	N.A.	N.A.	N.A.	N.A.	N.A.	N.A.	N.A.	N.A.
Total- Private Sector CBs		54460.87	671.72	1.2	1230.44	17.00	1.4		
Grand Total-Comm. Banks		1019214.27	21370.74	2.1	270921.21	10064.90	3.7		

NA : Not reported / Not available



STATEMENT – VI - B

Progress under Microfinance - Non Performing Assets (NPAs) for Bank Loans to SHGs and Recovery Performance as on 31 March 2008

Regional Rural Banks (RRBs)

(Amount Rs. lakh)

Sl. No.	Name of the Bank	Gross NPAs data for all SHGs			NPAs data for SHGs under SGSY only			Percentage of Recovery to demand of Bank Loans to SHGs (For all SHGs)	Percentage of Recovery to demand of Bank Loans to SHGs (For SHGs under SGSY only)
		Amount of Outstanding Bank Loans against SHGs	Amount of NPAs	%ge NPAs to Total Outstanding Bank Loans	Amount of Outstanding Bank Loans against SHGs	Amount of NPAs	%ge NPAs to Total Outstanding Bank Loans		
Northern Region									
Haryana									
1	Gurgaon Gramin Bank	1135.95	7.50	0.66	621.82	1.71	0.27	95.0	98.0
2	Haryana KGB		N.A.			N.A.		83.0	83.0
	Sub-Total	1135.95	7.50	0.66	621.82	1.71	0.27		
Himachal Pradesh									
1	Himachal Gramin Bank	566.11	0.05	0.01		N.A.		N.A.	N.A.
2	Parvatiya Gramin Bank	1792.22	0.41	0.02	788.98	19.86	2.52	93.0	87.0
	Sub-Total	2358.33	0.46	0.02	788.98	19.86	2.52		
Punjab									
1	Faridkot Bhatinda KGB	51.08	0.00	0.00	38.60	0.00		98.0	98.0
2	Malwa Gramin Bank	274.81	0.00	0.00	191.50	0.00		94.0	92.0
3	Punjab Gramin Bank	577.38	0.00	0.00	241.47	0.00		100.0	100.0
	Sub-Total	903.27	0.00	0.00	471.57	0.00	0.00		
Jammu & Kashmir									
1	Jammu Rural Bank	28.61	9.34	32.65	21.28	6.42	30.17	45.0	43.0
2	Ellaquai Dehatti Bank	NA	NA	NA	NA	NA	NA	NA	NA
3	Kamraz Rural Bank	NA	NA	NA	NA	NA	NA	NA	NA
	Sub-Total	28.61	9.34	32.65	21.28	6.42	30.17		
Rajasthan									
1	Rajasthan Gramin Bank	NA	NA	NA	NA	NA	NA	NA	NA
2	Baroda Rajasthan Gramin Bank	2537.00	247.00	9.74	1401.00	26.00	1.86	80.3	79.0
3	Hadoti KGB	810.51	8.52	1.05		NA		90.1	NA
4	Jaipur Thar Gramin Bank	NA	NA	NA	NA	NA		96.6	93.3
5	Mewar Aanchalik GB	NA	NA	NA	NA	NA		NA	NA
6	MGB Grameen Bank	NA	NA	NA	NA	NA	NA	NA	NA
	Sub-Total	3347.51	255.52	7.63	1401.00	26.00	1.86		
	Total-Northern Region	7773.67	272.82	3.51	3304.65	53.99	1.63		
NORTH EASTERN REGION									
Assam									
1	Assam Gramin Vikash Bank		NA			N.A.		76.0	71.0
2	Langpi Dehangi Rural Bank		NA			N.A.		87.0	88.0
	Sub-Total	0.00	0.00		0.00	0.00			
Meghalaya									
1	Khasi Jaintia Ka GB	399.81	98.26	24.58	271.58	67.91	25.01	72.3	46.8
Nagaland									
1	Nagaland Rural Bank	39.15	3.81	9.73		N.A.		70.1	NA
Tripura									
1	Tripura Gramin Bank	1282.40	0.00	0.00		N.A.		90.0	NA

NA : Not reported / Not available


STATEMENT – VI - B (Contd.)

(Amount Rs. Lakh)

Sl. No.	Name of the Bank	Gross NPAs data for all SHGs			NPAs data for SHGs under SGSY only			Percentage of Recovery to demand of Bank Loans to SHGs (For all SHGs)	Percentage of Recovery to demand of Bank Loans to SHGs (For SHGs under SGSY only)
		Amount of Outstanding Bank Loans against SHGs	Amount of NPAs	%ge NPAs to Total Outstanding Bank Loans	Amount of Outstanding Bank Loans against SHGs	Amount of NPAs	%ge NPAs to Total Outstanding Bank Loans		
Arunachal Pradesh									
1	Arunachal Pradesh RB	41.24	8.25	20.00	8.25	6.61	80.12	81.0	20.0
Mizoram									
1	Mizoram RB		N.A.			N.A.		N.A.	N.A.
Manipur									
1	Manipur RB		N.A.			N.A.		70.0	78.0
Total-North Eastern Region		1762.60	110.32	6.26	279.83	74.52	26.63		
Eastern Region									
Bihar									
1	Bihar Khsetriya Gramin Bank	3909.95	44.99	1.15		N.A.		37.0	42.0
2	Madhya Bihar Gramin Bank	3331.00	206.64	6.20	1591.00	139.00	8.74	92.0	60.0
3	Uttar Bihar Gramin Bank	5018.00	227.85	4.54	4513.00	225.14	4.99	75.0	64.0
4	Kosi KGB	NA	NA	NA	NA	NA	NA	NA	NA
5	Samastipur KGB	826.00	9.00	1.09	440.00	9.00	2.05	92.0	79.0
Sub-Total		13084.95	488.48	3.73	6544.00	373.14	5.70		
Jharkhand									
1	Jharkhand GB	1652.98	37.45	2.27	738.25	5.45	0.74	79.0	82.0
2	Vananchal GB	1310.00	190.00	14.50	1102.50	246.00	22.31	65.0	45.0
Sub-Total		2962.98	227.45	7.68	1840.75	251.45	13.66		
Orissa									
1	Kalinga Gramya Bank	5779.81	134.45	2.33	3185.45	134.45	4.22	82.5	NA
2	Rushikulya Gramya Bank	1964.52	6.35	0.32	1766.71	6.35	0.36	89.4	NA
3	Utkal Gramya Bank	29511.47	1547.19	5.24	17803.60	1096.67	6.16	90.0	NA
4	Neelachal Gramya Bank		NA			NA		NA	NA
5	Baitarani Gramya Bank		NA			NA		80.0	82.0
Sub-Total		37255.80	1687.99	4.53	22755.76	1237.47	5.44		
West Bengal									
1	Pashchim Bangal GB		NA			NA		81.0	78.0
2	Bangiya GB		NA			NA		92.0	92.0
3	Uttarbangal KGB		NA			NA		92.0	88.0
Sub-Total		0.00	0.00		0.00	0.00			
Total-Eastern Region		53303.73	2403.92	4.51	31140.51	1862.06	5.98		
CENTRAL REGION									
Chattisgarh									
1	Chattisgarh GB		NA			NA		62.0	NA
2	Durg Rajnandgaon KGB		NA			NA		88.0	NA
3	Sarguja KGB	606.10	1.00	0.16	412.60	1.00	0.24	100.0	100.0
Sub-Total		606.10	1.00	0.16	412.60	1.00	0.24		
Madhya Pradesh									
1	Madhya Bharat GB		NA			NA		47.0	46.0
2	Jhabua-Dhar KGB		NA			NA		-	-
3	Mahakaushal KGB		NA			NA		12.1	12.1
4	Narmada Malwa Gramin Bank		NA			NA		63.0	50.0

NA : Not reported / Not available



STATEMENT – VI - B (Contd.)

(Amount Rs. Lakh)

Sl. No.	Name of the Bank	Gross NPAs data for all SHGs			NPAs data for SHGs under SGSY only			Percentage of Recovery to demand of Bank Loans to SHGs (For all SHGs)	Percentage of Recovery to demand of Bank Loans to SHGs (For SHGs under SGSY only)
		Amount of Outstanding Bank Loans against SHGs	Amount of NPAs	%ge NPAs to Total Outstanding Bank Loans	Amount of Outstanding Bank Loans against SHGs	Amount of NPAs	%ge NPAs to Total Outstanding Bank Loans		
5	Rewa-Sidhi KGB		NA			NA		–	–
6	Narmada - Satpura GB	6332.38	467.88	7.39	4789.82	464.55	9.70	–	–
7	Sharda KGB		NA			NA		97.0	98.0
8	Vidisha-Bhopal KGB		NA			NA		25.0	25.0
	Sub-Total	6332.38	467.88	7.39	4789.82	464.55	9.70		
Uttarakhand									
1	Nainital Almora KGB	795.23	273.95	34.45	437.43	53.88	12.32	79.77	78.44
2	Uttaranchal GB	1634.08	18.73	1.15	1509.93	13.88	0.92	87.29	92.66
	Sub-Total	2429.31	292.68	12.05	1947.36	67.76	3.48		
Uttar Pradesh									
1	Aryavart Gramin Bank	7879.00	1418.00	18.00	7707.00	1398.00	18.14	88.2	75.36
2	Ballia Kshetriya Gramin Bank	491.60	12.32	2.51	45.95	12.32	26.81	50.0	50.0
3	Baroda Uttar Pradesh Gramin Bank	11390.27	2023.00	17.76		N.A.		59.1	N.A.
4	Etawah Kshetriya Gramin Bank	1953.45	3.98	0.20		N.A.		70.0	N.A.
5	Kashi Gomti samyut Gramin Bank	4229.89	1484.55	35.10	2791.67	1051.67	37.67	65.0	62.0
6	Kshetriya Kisan Gramin Bank, Mainpuri	N.A.	N.A.	N.A.	N.A.	N.A.	N.A.	N.A.	N.A.
7	Lucknow Kshetriya Gramin Bank	6389.99	659.75	10.32	5451.53	652.30	11.97	68.0	57.0
8	Prathama Bank	2505.54	78.11	3.12	1414.54	67.20	4.75	96.2	79.2
9	Purvanchal Gramin Bank	1633.00	446.00	27.31	1275.00	352.00	27.61	82.0	62.0
10	Sarva UP Gramin Bank	2353.54	1.95	0.08	1631.00	1.80	0.11	79.0	82.0
11	Shreyas Gramin Bank	2005.59	109.90	5.48	801.87	28.50	3.55	N.A.	87.0
12	Triveni Kshetriya Gramin Bank	13326.09	4129.18	30.99	11092.87	4127.01	37.20	49.0	47.0
	Sub-Total	54157.96	10366.74	19.14	32211.43	7690.80	23.88		
	Total-Central Region	63525.75	11128.30	17.52	39361.21	8224.11	20.89		
WESTERN REGION									
Gujarat									
1	Baroda gujarat Gramin Bank	1081.90	77.65	7.18	322.81	30.84	9.55	78.0	65.0
2	Dena Gujarat Gramin Bank	313.82	13.85	4.41	96.91	5.28	5.45	92.1	86.1
3	Saurashtra Gramin Bank	112.54	0.50	0.44	68.76	0.50	0.73	98.0	94.0
	Sub-Total	1508.26	92.00	6.10	488.48	36.62	7.50		
Maharashtra									
1	R & S RRB	477.71	4.29	0.90	249.80	3.00	1.20	98.0	98.0
2	Maha Godavari RRB	2947.28	259.42	8.80	4004.00	224.61	5.61	90.0	36.0
3	Marathawada RRB	2869.33	31.86	1.11	1483.23	17.01	1.15	89.0	85.0
4	Wainganga KGB	N.A.	N.A.	N.A.	N.A.	N.A.	N.A.	N.A.	N.A.
5	Solapur RRB	N.A.	N.A.	N.A.	N.A.	N.A.	N.A.	N.A.	N.A.
6	Thane RRB	N.A.	N.A.	N.A.	N.A.	N.A.	N.A.	N.A.	N.A.
7	Vidharba GB	N.A.	N.A.	N.A.	N.A.	N.A.	N.A.	N.A.	N.A.
	Sub-Total	6294.32	295.57	4.70	5737.03	244.62	4.26		
	Total-Western Region	7802.58	387.57	4.97	6225.51	281.24	4.52		

NA : Not reported / Not available



STATEMENT – VI - B (Contd.)

(Amount Rs. Lakh)

Sl. No.	Name of the Bank	Gross NPAs data for all SHGs			NPAs data for SHGs under SGSY only			Percentage of Recovery to demand of Bank Loans to SHGs (For all SHGs)	Percentage of Recovery to demand of Bank Loans to SHGs (For SHGs under SGSY only)
		Amount of Outstanding Bank Loans against SHGs	Amount of NPAs	%ge NPAs to Total Outstanding Bank Loans	Amount of Outstanding Bank Loans against SHGs	Amount of NPAs	%ge NPAs to Total Outstanding Bank Loans		
SOUTHERN REGION									
Andhra Pradesh									
1	Chaitanya Godavari Gr. Bank	6600.18	1.87	0.03		N.A.		96.0	N.A.
2	Deccan Grameen Bank	19127.63	133.38	0.70		N.A.		92.8	N.A.
3	Andhra Pradesh Gr. Vikas Bank	60631.09	1086.58	1.79		N.A.		95.6	20.0
4	Saptagiri Grameena Bank	20601.57	246.09	1.19	0.00	0.00		98.0	N.A.
5	Andhra Pragati Grameena Bank	52592.00	414.54	0.79	616.00	12.74	2.07	96.0	73.0
	Sub-Total	159552.47	1882.46	1.18	616.00	12.74	2.07		
Karnataka									
1	Krishna Gramin Bank	8584.26	37.00	0.43	1978.68	27.00	1.36	87.4	N.A.
2	Chiko Kodagu GB		N.A.			N.A.		98.0	98.0
3	Pragathi Grameena Bank	7261.67	113.43	1.56	987.37	10.15	1.03	85.5	87.5
4	Visveshvaraya Grameena Bank	1420.33	32.30	2.27	100.76	3.52	3.49	94.0	90.0
5	Karnataka Vikasa Grameena Bank	10157.62	117.97	1.16	2996.15	23.74	0.79	91.0	74.0
6	Cauvery Kalpataru Grameena Bank	32622.43	48.63	0.15	3427.32	4.03	0.12	97.0	97.0
	Sub-Total	60046.31	349.33	0.58	9490.28	68.44	0.72		
Kerala									
1	North Malabar Gramin Bank	1824.90	5.00	0.27	1086.78	3.00	0.28	96.0	77.0
2	South Malabar Gramin Bank	4586.00	45.15	0.98	1038.00	45.15	4.35	81.0	81.0
	Sub-Total	6410.90	50.15	0.78	2124.78	48.15	2.27		
Tamil Nadu & UT of Pondicherry									
1	Pandyan Grama Bank	17576.00	618.00	3.52	2224.00	17.00	0.76	89.8	98.0
2	Pallavan Grama Bank	9293.63	123.78	1.33	1443.04	16.50	1.14	95.9	96.1
	Sub-Total	26869.63	741.78	2.76	3667.04	33.50	0.91		
	Total-Southern Region	252879.31	3023.72	1.20	15898.10	162.83	1.02		
	Grand Total - RRBs	387047.64	17326.65	4.48	96209.81	10658.75	11.08		

NA : Not reported / Not available



STATEMENT – VI - C

Progress under Microfinance - Non Performing Assets (NPAs) for Bank Loans to SHGs and Recovery Performance as on 31 March 2008

Co-operative Banks

(Amount Rs. lakh)

Sl. No.	Name of the Bank	Gross NPAs data for all SHGs			NPAs data for SHGs under SGSY only			Percentage of Recovery to demand of Bank Loans to SHGs (For all SHGs)	Percentage of Recovery to demand of Bank Loans to SHGs (For SHGs under SGSY only)
		Amount of Outstanding Bank Loans against SHGs	Amount of NPAs	%ge NPAs to Total Outstanding Bank Loans	Amount of Outstanding Bank Loans against SHGs	Amount of NPAs	%ge NPAs to Total Outstanding Bank Loans		
STATE CO-OP. BANK / DISTRICT CENTRAL CO-OP. BANK									
Northern Region									
1	Haryana								
2	Hissar	244.74	18.00	7.4	244.74	23.88	9.8	NA	NA
3	Jind	6.14	2.31	37.6	6.14	2.31	37.6	NA	NA
4	Karnal	2.88	0.00	0.0	2.88	0.00	0.0	NA	NA
5	Kaithal	3.64	2.20	60.4	3.64	2.20	60.4	NA	NA
6	M/garh	21.14	6.00	28.4	10.57	6.00	56.8	NA	NA
7	Rohtak	20.18	1.66	8.2	20.18	1.66	8.2	NA	NA
8	Yamunanagar	45.49	21.00	46.2	45.69	43.75	95.8	NA	NA
	Sub-Total	344.21	51.17	14.9	333.84	79.80	23.9		
Himachal Pradesh									
1	HP SCB	129.63	0.07	0.1	46.11	0.05	0.1	75.0	N.A.
2	Jogindra	NA	84.0%	61.0					
	Sub-Total	129.63	0.07	0.1	46.11	0.05			
Punjab									
1	Faridkot	31.25	10.14	32.4		N.A.		100.0	N.A.
2	Fatehgarh	8.89	5.66	63.7		N.A.		91.1	N.A.
3	Fazilka	10.88	0.00	0.0		N.A.		69.3	100.0
4	Gurdaspur	51.17	4.19	8.2	NIL	N.A.	N.A.	53.4	N.A.
5	Hoshiarpur	68.15	0.00	0.0	18.55	0.00	0.0	100.0	100.0
6	Jalandhar	51.25	0.00	0.0	NIL	N.A.		95.0	100.0
7	Kapurthala	3.64	0.00	0.0	10.00	0.00	0.0	100.0	100.0
8	Ludhiana	13.68	0.00	0.0	0.00			100.0	–
9	Moga	13.59	1.29	9.5	0.00			93.6	–
10	Nawanshar	8.08	0.00	0.0	0.00			100.0	–
11	Patiala	63.79	7.46	11.7	9.05	0.00	0.0	77.3	90.1
12	Ropar	4.33	0.00	0.0	0.00			92.0	N.A.
13	Sangrur	135.34	0.00	0.0	120.59	0.00	0.0	97.0	95.0
14	Tarn Taran	0.62	0.00	0.0	0.00			100.0	N.A.
15	Mohali	9.86	0.00	0.0	0.00			100.0	N.A.
	Sub-Total	474.52	28.74	6.1	158.19	0.00	0.0		
Jammu & Kashmir									
1	J & K SCB		N.A.			N.A.	N.A.	40.0	40.0
2	Ananthnag	29.24	2.88	9.8	29.24	2.88	9.8	72.3	72.3
3	Baramulla	94.40	0.00	0.0	94.40	0.00	0.0	100.0	100.0
	Sub-Total	123.64	2.88	2.3	123.64	2.88	2.3		
Rajasthan									
1	Ajmer	953.40	0.00	0.0%	0.00			100.0	N.A.
2	Alwar	271.57	31.72	11.7%	0.00			94.1	N.A.
3	Banswara	148.25	5.06	3.4%	64.18	4.44	6.9	79.3	63.0

Note : 1. Only those Co-op. Banks are included who reported the data
2. NA : Not reported / Not available


STATEMENT – VI - C (Contd.)

(Amount Rs. Lakh)

Sl. No.	Name of the Bank	Gross NPAs data for all SHGs			NPAs data for SHGs under SGSY only			Percentage of Recovery to demand of Bank Loans to SHGs (For all SHGs)	Percentage of Recovery to demand of Bank Loans to SHGs (For SHGs under SGSY only)
		Amount of Outstanding Bank Loans against SHGs	Amount of NPAs	%ge NPAs to Total Outstanding Bank Loans	Amount of Outstanding Bank Loans against SHGs	Amount of NPAs	%ge NPAs to Total Outstanding Bank Loans		
4	Baran	33.71	6.72	19.9	0.00			30.1	N.A.
5	Barmer	825.89	59.01	7.1	469.47	59.01	12.6	74.8	74.8
6	Bharatpur	177.46	100.07	56.4	0.00			54.3	N.A.
7	Bhilwara	267.62	9.78	3.7	29.35	1.94	6.6	66.6	N.A.
8	Bikaner	89.59	13.40	15.0	36.47	8.45	23.2	20.3	N.A.
9	Bundi	25.65	0.00	0.0	0.00			75.6	N.A.
10	Chittorgarh	162.56	2.62	1.6	0.00			62.6	N.A.
11	Churu		N.A.		0.00			20.9	N.A.
12	Dausa	95.94	28.07	29.3	84.42	28.07	33.3	10.6	N.A.
13	Hanumangarh	160.18	2.49	1.6	16.10	0.00	0.0	94.2	100.0
14	Jaipur		N.A.			N.A.		65.6	N.A.
15	Jaisalmer	65.43	0.00	0.0	9.08	0.00	0.0	98.3	100.0
16	Jalore	171.31	3.68	2.1	31.90	3.50	11.0	82.8	47.1
17	Jhalawar	107.01	2.29	2.1		N.A.		53.0	
18	Jhunjhunu	80.33	2.77	3.4	11.81	2.95	25.0	59.4	58.6
19	Jodhpur	234.79	0.00	0.0		N.A.		74.4	N.A.
20	Kota	89.82	3.00	3.3		N.A.		83.6	N.A.
21	Pali	253.98	0.00	0.0		N.A.		96.7	N.A.
22	Swai Madhopur		N.A.			N.A.		89.9	N.A.
23	Sikar	141.05	0.00	0.0		N.A.		93.7	N.A.
24	Sirohi		N.A.			N.A.		33.2	N.A.
25	S.Ganganagar	263.92	2.55	1.0		N.A.		70.1	N.A.
26	Tonk	51.01	13.31	26.1		N.A.		42.4	N.A.
27	Udaipur	501.95	0.00	0.0		N.A.		82.5	N.A.
	Sub-Total	5172.42	286.54	5.5	752.78	108.36	14.4		
	Total-Northern Region	6244.42	369.40	5.9	1414.56	191.09	13.5		
NORTH EASTERN REGION									
Arunachal Pradesh									
1	Arunachal Pradesh SCB	1.79	1.61	89.9	1.17	1.17	100.0	10.0	100.0
Meghalaya									
1	Meghalaya SCB	79.43	9.65	12.1	54.41	3.56	6.5	80.0	87.8
Mizoram									
1	Mizoram SCB	2.25	0.00	0.0	2.00	0.00	0.0	100.0	100.0
Nagaland									
1	Nagaland SCB	36.49	3.54	9.7		N.A.		64.0	N.A.
Tripura									
1	Tripura SCB	338.35	0.00	0.0	253.76	0.00	0.0	85.0	N.A.
	Total-North-Eastern Region	458.31	14.80	3.2	311.34	4.73	1.5		
EASTERN REGION									
Bihar									
	Sub-Total	0.0	0.0						
Orissa									
1	Aska CCB	49.31	28.12	57.0		N.A.		23.0	23.0
2	Balasore Bhadrak CCB	880.59	24.37	2.8	399.58	48.37	12.1	95.0	51.0

Note : 1. Only those Co-op. Banks are included who reported the data
2. NA : Not reported / Not available



STATEMENT – VI - C (Contd.)

(Amount Rs. Lakh)

Sl. No.	Name of the Bank	Gross NPAs data for all SHGs			NPAs data for SHGs under SGSY only			Percentage of Recovery of Bank Loans to SHGs (For all SHGs)	Percentage of Recovery of Bank Loans to SHGs (For SHGs under SGSY only)
		Amount of Outstanding Bank Loans against SHGs	Amount of NPAs	%ge NPAs to Total Outstanding Bank Loans	Amount of Outstanding Bank Loans against SHGs	Amount of NPAs	%ge NPAs to Total Outstanding Bank Loans		
3	Berhampur CCB	249.85	3.42	1.4		N.A.		87.0	N.A.
4	Bolangir CCB	113.18	11.77	10.4		N.A.		74.0	23.0
5	Boudh CCB	115.40	12.22	10.6		N.A.		N.A.	N.A.
6	Cuttack CCB	169.64	0.00	0.0		N.A.		92.0	56.0
7	Keonjhar CCB	177.83	1.73	1.0		N.A.		N.A.	N.A.
8	Koraput CCB	400.34	218.90	54.7	273.30	153.28	56.1	71.7	43.2
9	Mayurbhanj CCB		N.A.					100.0	100.0
10	Nayagarh CCB	182.78	4.30	2.4	79.88	2.39	3.0	76.0	74.0
11	Sambalpur CCB		N.A.			N.A.		98.5	49.0
12	Sundargarh CCB	5.21	4.06	77.9		N.A.		N.A.	N.A.
13	United Puri Nimapara CCB	865.50	0.61	0.1		N.A.		97.0	N.A.
14	Khurda CCB	5861.07	5.69	0.1	3664.48	0.48	0.0	93.0	83.0
Sub-Total		9070.70	315.19	3.5	4445.09	232.64	5.2		
Jharkhand		N.A.	N.A.	N.A.	N.A.	N.A.	N.A.		
West Bengal									
1	Balageria		N.A.	N.A.		N.A.	N.A.	93.8	N.A.
2	Bankura		N.A.	N.A.		N.A.	N.A.	91.0	N.A.
3	Birbhum		N.A.	N.A.		N.A.	N.A.	92.6	N.A.
4	Burdwan		N.A.	N.A.		N.A.	N.A.	95.3	N.A.
5	Dk.Dinajpur		N.A.	N.A.		N.A.	N.A.	182.4	N.A.
6	Darjeeling		N.A.	N.A.		N.A.	N.A.	138.5	N.A.
7	Hooghly		N.A.	N.A.		N.A.	N.A.	98.0	N.A.
8	Howrah		N.A.	N.A.		N.A.	N.A.	98.7	N.A.
9	Jalpaiguri		N.A.	N.A.		N.A.	N.A.	44.6	N.A.
10	Malda		N.A.	N.A.		N.A.	N.A.	99.0	N.A.
11	Mugberia		N.A.	N.A.		N.A.	N.A.	92.0	N.A.
12	Murshidabad		N.A.	N.A.		N.A.	N.A.	97.0	N.A.
13	Nadia		N.A.	N.A.		N.A.	N.A.	92.4	N.A.
14	Purulia		N.A.	N.A.		N.A.	N.A.	87.6	N.A.
15	Raiganj		N.A.	N.A.		N.A.	N.A.	82.0	N.A.
16	Tamluk-Ghatal		N.A.	N.A.		N.A.	N.A.	93.3	N.A.
17	Vidyasagar	858.45	98.78	11.5	199.53	17.31	8.7	85.0	87.0
Sub-Total		858.45	98.78	11.5	199.53	17.31	8.7		
UT of A & N Islands									
1	State Co-operative Bank		N.A.			N.A.	N.A.	95.0	50.0
Sub-Total			N.A.			N.A.	N.A.		
Total-Eastern Region		9929.15	413.97	4.2	4644.62	249.95	5.4		
CENTRAL REGION									
Madhya Pradesh									
1	Jhabua		N.A.				N.A.	35.2	N.A.
2	Khargone	43.26	22.93	53.0		N.A.		20.0	N.A.
3	Mandsaur	181.33	32.94	18.2		N.A.		88.0	N.A.
4	Morena	152.78	67.69	44.3	152.78	67.69	44.3	12.0	12.0
5	Narsinghpur	0.56	0.00	0.0	0.56	0.00	0.0	100.0	100.0
6	Panna	18.00	0.00	0.0	18.00	0.00	0.0	100.0	100.0

Note : 1. Only those Co-op. Banks are included who reported the data
2. NA : Not reported / Not available



STATEMENT – VI - C (Contd.)

(Amount Rs. Lakh)

Sl. No.	Name of the Bank	Gross NPAs data for all SHGs			NPAs data for SHGs under SGSY only			Percentage of Recovery to demand of Bank Loans to SHGs (For all SHGs)	Percentage of Recovery to demand of Bank Loans to SHGs (For SHGs under SGSY only)
		Amount of Outstanding Bank Loans against SHGs	Amount of NPAs	%ge NPAs to Total Outstanding Bank Loans	Amount of Outstanding Bank Loans against SHGs	Amount of NPAs	%ge NPAs to Total Outstanding Bank Loans		
7	Ratlam	140.79	41.49	29.5	130.81	41.18	31.5	N.A.	N.A.
8	Sehore	11.15	0.00	0.0				100.0	–
9	Shahdol	56.99	6.53	11.5	55.11	6.46	11.7	54.0	52.0
10	Shajapur	41.06	9.57	23.3	41.06	9.57	23.3	30.9	30.9
11	Ujjain		N.A.			N.A.		31.4	–
12	Vidisha	0.10	0.10	100.0	0.10	0.10	100.0	9.2	9.2
	Sub-Total	646.02	181.25	28.1	398.42	125.00	31.4		
Chattisgarh									
1	Ambikapur DCCB	7.86	7.00	89.1		0.00		40.0	70.0
2	Bilaspur DCCB		N.A.			N.A.		6.9	6.8
3	Durg DCCB	51.22	2.94	5.7	0	0.00		88.0	–
4	Jagdalpur DCCB		N.A.			N.A.		53.0	N.A.
5	Rajnandgaon DCCB	62.53	1.69	2.7	0	0.00		95.0	–
6	Surguja DCCB	3150.00	1.02	0.0	0	0.00		65.0	–
	Sub-Total	3271.61	12.65	0.4	0.00	0.00			
Uttarakhand									
1	Uttarakhand SCB		N.A.			N.A.	N.A.	83.00	83.00
2	Haridwar	102.57	1.70	1.7	102.57	1.70	1.7	96.40	96.40
3	Dehradun	61.74	0.00	0.0	60.59	0.00	0.0	100.00	100.00
4	Pithoragarh	317.46	1.87	0.6	317.46	1.85	0.6	95.13	95.13
5	US Nagar	161.71	57.32	35.4	161.71	57.32	35.4	72.00	72.00
6	Kotdwar	117.79	27.89	23.7	117.79	27.89	23.7	82.00	82.00
7	Uttarkashi	49.28	0.00	0.0	32.47	0.00	0.0	100.00	100.00
8	Chamoli	177.62	0.00	0.0	171.18	0.00	0.0	100.00	100.00
9	Tehri Garhwal	153.47	18.43	12.0	153.47	18.43	12.0	88.00	88.00
10	Almora	206.60	9.99	4.8	185.93	8.72	4.7	67.36	60.62
11	Nainital	177.84	0.00	0.0	177.84	0.00	0.0	84.00	84.00
	Sub-Total	1526.08	117.20	7.7	1481.01	115.91	7.8		
Uttar Pradesh									
1	Firozabad		N.A.		NIL			90.0	
2	Fatehpur		N.A.		NIL			94.0	
3	Pratapgarh		N.A.		NIL			84.0	
4	Azamgarh		N.A.		NIL			64.0	
5	Badayun	5.06	0.00	0.0	NIL			100.0	
6	Pilibhit	48.49	0.00	0.0	NIL			95.0	
7	Sahanjhanpur	7.09	0.00	0.0	NIL			100.0	
8	Basti		N.A.		NIL			92.0	
9	Barabanki	0.09	0.00	0.0	NIL			100.0	
10	Faizabad	0.14	0.00	0.0	NIL			100.0	
11	Gorakhpur		N.A.		NIL			61.0	
12	Jalaun		N.A.		NIL			100.0	
13	Jhansi		N.A.		NIL			10.0	
14	Lalitpur		N.A.		NIL			100.0	
15	Etawah		N.A.		NIL			100.0	
16	Kanpur		N.A.		NIL			100.0	
17	Lakhimpur Kheri		N.A.		NIL			90.0	

Note : 1. Only those Co-op. Banks are included who reported the data
2. NA : Not reported / Not available



STATEMENT – VI - C (Contd.)

(Amount Rs. Lakh)

Sl. No.	Name of the Bank	Gross NPAs data for all SHGs			NPAs data for SHGs under SGSY only			Percentage of Recovery of Bank Loans to SHGs (For all SHGs)	Percentage of Recovery of Bank Loans to SHGs (For SHGs under SGSY only)
		Amount of Outstanding Bank Loans against SHGs	Amount of NPAs	%ge NPAs to Total Outstanding Bank Loans	Amount of Outstanding Bank Loans against SHGs	Amount of NPAs	%ge NPAs to Total Outstanding Bank Loans		
18	Rae Barielly		N.A.		NIL			60.0	
19	Unnao		N.A.		NIL			95.9	
20	Meerut		N.A.		NIL			98.0	
21	Mirzapur		N.A.		NIL			74.0	
22	Moradabad		N.A.		NIL			64.0	
23	Muzaffarnagar	0.26	0.00	0.0		N.A.		100.0	N.A.
24	Saharanpur	64.99	0.00	0.0	NIL			100.0	
	Sub-Total	126.12	0.00	0.0					
	Total-Central Region	5569.82	311.10	5.6	1879.43	240.91	12.8		
WESTERN REGION									
Gujarat									
1	Ahmedabad		N.A.		NIL			100.0	N.A.
2	Amreli		N.A.			N.A.		86.4	86.4
3	Banaskantha		N.A.		NIL			N.A.	N.A.
4	Bharuch	445.00	26.00	5.8	NIL	N.A.	N.A.	99.0	N.A.
5	Bhavnagar	91.26	22.00	24.1		N.A.		65.0	63.0
6	Jamnagar	14.57	0.00	0.0	11.26	0.00	0.0	100.0	100.0
7	Kheda	0.77	0.00	0.0	NIL			100.0	–
8	Mehsana		N.A.		NIL			10.6	–
9	Panchmahal	8.27	0.00	0.0		N.A.		100.0	N.A.
10	Rajkot	1.13	0.00	0.0	NIL			99.0	
11	Sabarkantha	146.73	0.20	0.1		N.A.	N.A.	97.0	95.0
12	Surat	28.00	2.00	7.1	23.72	0.81	3.4	N.A.	N.A.
13	Valsad	7.69	0.00	0.0	6.89	0.00	0.0	100.0	100.0
	Sub-Total	743.42	50.20	6.8	41.87	0.81	1.9		
Maharashtra									
1	Chandrapur DCCB	1599.74	N.A.		N.A.	N.A.		53.0	46.0
2	Wardha DCCB	128.48	22.58	17.6	83.73	17.80	21.3	80.0	80.6
3	Beed DCCB	87.61	2.97	3.4		N.A.		67.0	67.0
4	Ratnagiri DCCB	295.53	2.45	0.8		N.A.		98.0	31.0
5	Pune DCCB	946.76	37.30	3.9	423.76	28.56	6.7	91.7	77.0
6	Gondia DCCB	257.72	3.14	1.2	96.20	14.26	14.8	84.0	83.9
7	Nagpur DCCB	73.94	7.40	10.0	17.65	0.40	2.3	87.3	85.0
8	Kolhapur DCCB	1209.85	37.22	3.1	455.01	21.85	4.8	74.0	74.0
9	Satara DCCB	264.16	0.00	0.0		N.A.		100.0	69.6
10	Thane DCCB	237.11	9.00	3.8		N.A.		99.9	58.0
11	Dhule DCCB	103.71	6.74	6.5	55.70	5.00	9.0	85.0	78.0
12	Nandurbar DCCB	134.96	33.93	25.1		N.A.		67.0	50.4
13	Jalna DCCB	30.36	0.00	0.0		N.A.		100.0	44.0
14	Latur DCCB	108.18	0.00	0.0		N.A.		92.0	78.0
15	Parbhani DCCB		N.A.			N.A.		75.0	N.A.
16	Hingoli DCCB		N.A.			N.A.		78.0	100.0
17	Ahmednagar DCCB		N.A.			N.A.		61.0	0.0
	Sub-Total	5478.11	162.73	3.0	1132.05	87.87	7.8		
	Total-Western Region	6221.53	212.93	3.4	1173.92	88.68	7.6		

Note : 1. Only those Co-op. Banks are included who reported the data
2. NA : Not reported / Not available



STATEMENT – VI - C (Contd.)

(Amount Rs. Lakh)

Sl. No.	Name of the Bank	Gross NPAs data for all SHGs			NPAs data for SHGs under SGSY only			Percentage of Recovery to demand of Bank Loans to SHGs (For all SHGs)	Percentage of Recovery to demand of Bank Loans to SHGs (For SHGs under SGSY only)
		Amount of Outstanding Bank Loans against SHGs	Amount of NPAs	%ge NPAs to Total Outstanding Bank Loans	Amount of Outstanding Bank Loans against SHGs	Amount of NPAs	%ge NPAs to Total Outstanding Bank Loans		
SOUTHERN REGION									
Andhra Pradesh									
1	Adilabad	4.90	0.00	0.0		N.A.		50.90	N.A.
2	Anantapur	556.96	0.20	0.0		N.A.		80.59	N.A.
3	Chittoor	1.32	0.10	7.6		N.A.		90.0	N.A.
4	Eluru	895.57	0.01	0.0	48.80	0.00	0.0	89.34	100.00
5	Hyderabad	1.58	0.44	27.8		N.A.		62.00	N.A.
6	Kakinada		N.A.			N.A.		92.00	N.A.
7	Krishna	2244.44	75.98	3.4		N.A.		92.00	
8	Nalgonda	456.16	0.12	0.0	0.00	N.A.		77.00	N.A.
9	Nizamabad	219.78	139.46	63.5	0.00	N.A.		67.23	N.A.
10	Prakasham	52.88	0.00	0.0	0.40	0.00	0.0	100.00	100.00
11	Visakhapatnam	404.42	82.00	20.3	0.00	N.A.		75.00	N.A.
12	Warangal	27.94	0.15	0.5	0.00	N.A.		78.00	N.A.
	Sub-Total	4865.95	298.46	6.1	49.20	0.00	0.0		
Karnataka									
1	Bagalkot DCCB	80.96	0.69	0.9		N.A.		85.00	N.A.
2	DCCB, Bangalore	1492.65	0.00	0.0	516.08	0.00	0.0	100.00	100.00
3	DCC Bank, Bidar	2902.91	0.00	0.0		NIL		99.00	99.00
4	Bellary DCCB Ltd., Hospet	330.98	0.00	0.0	0.00	N.A.		100.00	
5	DCC Bank,Chikmagalur	1697.57	19.56	1.2	52.11	NIL	N.A.	98.00	100.00
6	Belgaum DCC Bank Ltd., Belgaum	275.88	0.41	0.1	0.00			98.80	–
7	Bijapur DCC Bank Ltd., Bijapur	162.42	2.00	1.2	0.00			98.37	–
8	Chitradurga DCC Bank, Chitradurga	653.48	10.73	1.6				89.61	79.55
9	Davanagere DCCB Ltd.	230.89	0.00	0.0	0.00			97.00	–
10	Gulburga DCCB	338.15	1.32	0.4	0.00			70.44	–
11	Kolar DCCB	90.01	90.01	100.0	0.00			6.10	–
12	Mandya DCCB	138.53	0.00	0.0	N.A.	N.A.		98.34	N.A.
13	M&C DCCB, Mysore	694.29	0.00	0.0	199.28	0.00	0.0	93.33	80.31
14	Kanara DCCB Ltd., Sirsi, U.Kannada (TEL)	294.04	0.00	0.0	1.80	0.00	0.0	93.42	100.00
15	South Canara DCCB Ltd., Mangalore	1731.21	NIL	N.A.	204.56	0.00	0.0	100.00	100.00
16	Raichur DCCB	140.84	4.77	3.4	6.00	0.00	0.0	98.00	98.00
17	Shimoga DCCB, Shimoga	634.25	8.51	1.3	89.75	0.00	0.0	98.00	100.00
18	Tumkur DCCB, Tumkur	1517.26	24.26	1.6	180.59	3.86	2.1	93.00	79.00
	Sub-Total	13406.32	162.26	1.2	1250.17	3.86	0.3		
Kerala									
1	Kollam DCB	926.38	0.00	0.0	0.00	–	–	80.00	–
2	Pathanamthitta DCB	717.25	83.47	11.6	0.00	–	–	88.78	–
3	Alappuzha DCB	1110.64	7.53	0.7	2.50	0.00	0.0	99.06	N.A.
4	Kottayam DCB	397.65	5.96	1.5	35.95	0.19	0.5	98.50	99.47
5	Idukki DCB	3230.40	171.99	5.3	8.82	0.00	0.0	98.0	100.00
6	Ernakulam DCB	135.51	4.63	3.4	NIL			85.28	–
7	Thrissur DCB	1960.86	0.00	0.0	247.57	0.00	0.0	100.00	100.00

Note : 1. Only those Co-op. Banks are included who reported the data
2. NA : Not reported / Not available



STATEMENT – VI - C (Contd.)

(Amount Rs. Lakh)

Sl. No.	Name of the Bank	Gross NPAs data for all SHGs			NPAs data for SHGs under SGSY only			Percentage of Recovery to demand of Bank Loans to SHGs (For all SHGs)	Percentage of Recovery to demand of Bank Loans to SHGs (For SHGs under SGSY only)
		Amount of Outstanding Bank Loans against SHGs	Amount of NPAs	%ge NPAs to Total Outstanding Bank Loans	Amount of Outstanding Bank Loans against SHGs	Amount of NPAs	%ge NPAs to Total Outstanding Bank Loans		
8	Malappuram DCB	230.30	0.00	0.0	25.53	0.00	0.0	100.00	100.00
9	Palakkad DCB	8.68	0.00	0.0	2.38	0.00	0.0	100.00	100.00
10	Kozhikode DCB	31.78	0.99	3.1	9.93	0.00	0.0	N.A.	N.A.
11	Wayanad DCB	893.87	11.48	1.3	122.59	1.70	1.4	95.00	96.00
12	Kannur DCB		N.A.			N.A.		85.00	83.00
13	Kasaragod DCB	633.00	1.84	0.3	168.00	0.00	0.0	97.00	100.00
14	Thiruvananthapuram DCB	569.68	0.32	0.1	6.32	0.00	0.0	90.00	N.A.
	Sub-Total	10846.00	288.21	2.7	629.59	1.89	0.3		
TAMILNADU & U.T. OF PONDICHERRY									
1	Pandicherry SCB	637.95	18.48	2.9	45.76	6.88	15.0	98.9	97.9
2	Chennai	91.69	8.49	9.3	0.00	0.00		88.98	N.A.
3	Coimbatore	274.26	0.00	0.0	230.26	0.00	0.0	89.00	85.00
4	Cuddalore		N.A.			N.A.		67.77	55.63
5	Dharmapuri	350.15	181.15	51.7		N.A.	0.00	63.41	N.A.
6	dindigul	1132.84	242.95	21.4	440.35	16.01	3.6	91.70	65.71
7	Erode	1071.17	37.92	3.5	427.94	30.81	7.2	85.00	86.00
8	Kancheपुरam	1960.41	0.00	0.0	394.39	0.00	0.0	86.50	85.00
9	Kanyakumari	1877.03	23.91	1.3	194.25	0.00	0.0	93.73	100.00
10	Kumbakonam	982.04	0.00	0.0	982.04	0.00	0.0	90.94	88.40
11	Madurai	903.40	241.02	26.7	737.16	133.59	18.1	63.51	62.64
12	Nilgiris	236.21	29.80	12.6	236.21	29.80	12.6	89.87	89.87
13	Pudukkottai	834.81	129.18	15.5	570.77	70.78	12.4	66.00	64.00
14	Ramanathapuram	673.99	104.72	15.5	186.74	8.14	4.4	85.00	94.00
15	Salem		N.A.			N.A.		91.00	91.00
16	Sivagangai	443.50	287.00	64.7	332.63	205.00	61.6	20.25	18.10
17	Tiruvannamalai	1803.59	24.30	1.3	1603.53	22.50	1.4	97.00	96.00
18	Thanjavur	327.58	73.04	22.3	163.74	28.49	17.4	58.50	62.52
19	Tiruchirapalli		N.A.			N.A.		76.74	68.35
20	Thoothukudi	37.48	0.00	0.0	0.28	0.00	0.0	91.00	91.00
21	Villupuram	2922.81	49.46	1.7	533.96	5.94	1.1	88.58	86.63
22	Virudanagar	583.60	72.34	12.4	151.20	16.63	11.0	93.67	95.34
	Sub-Total	17144.51	1,523.76	8.9	7231.21	574.57	7.9		
	Total-Southern Region	46262.78	2,272.69	4.9	9160.17	580.32	6.3		
	Total-Co-operative Banks	74686.01	3594.89	4.8	18584.04	1355.68	7.3		

Note : 1. Only those Co-op. Banks are included who reported the data
2. NA : Not reported / Not available



STATEMENT – VII

Bank Loans provided to MFIs and their Non-Performing Assets (NPAs) & Recovery Performance - 2007-08

(Amount Rs. lakh)

Sl. No.	Banks	Loans disbursed by Banks to MFIs during year 2007-08		Outstanding Bank Loans against MFIs as on 31 March 2007		Total Gross NPAs		Percentage of Recovery to Demand of Bank Loans to MFIs
		No. of MFIs	Amount	No. of MFIs	Amount	Amount	%ge NPAs to Total Outstanding Bank loans	
Commercial Banks - Public Sector								
1	Allahabad Bank	2	60.00	6	155.00	NIL	NIL	95
2	Bank of India	56	3,771.07	85	6862.50	5.48	0.08	79
3	Canara Bank	54	3,327.51	144	10998.42	NIL		100
4	Central Bank of India	1	1.00	1	500.00	NIL		NA
5	Corporation Bank	8	132.50	8	80.10	NIL		100
6	Indian Bank	13	3,208.00	13	3208.00	45.00	1.40	100
7	Indian Overseas Bank	6	8,725.00	36	17924.60	NIL	NIL	100
8	Oriental Bank of Commerce	1	600.00	1	506.46	NIL		-
9	Punjab & Sind Bank	1	5,000.00	10	4777.55	NIL		-
10	State Bank of India	61	13,269.84	90	27506.62	NIL		98
11	State Bank of Hyderabad	7	7.72	7	7.72	NIL		86
12	State Bank of Mysore	1	2,500.00	1	4432.35	N.A.		100
13	State Bank of Travancore	20	1,098.78	66	1915.88	N.A.		97
14	Syndicate Bank	20	157.00	27	1719.61	NIL		98
15	UCO Bank	6	325.83	7	314.47	NIL		82
16	United Bank of India	8	169.00	27	768.23	NIL		89
17	Union Bank of India	6	947.12	12	1444.77	N.A.	N.A.	N.A.
18	Vijaya Bank	2	3,626.40	3	6422.67	NIL		100
Sub-Total-Public Sector Banks		273	46,926.77	544	89544.95	50.48	0.06	
Commercial Banks - Private Sector								
1	AXIS Bank	16	55,450.00	81	52190.00	NIL		100
2	Dhanalakshmi Bank	46	3,866.63	132	6431.00	NIL		99.9
3	HDFC Bank	108	73,058.54	113	75417.50	NIL		100
4	ICICI Bank	20	10,954.36	160	41070.61	104.00	0.25	98.55
5	IndusInd Bank	3	2,626.92	3	2928.14	N.A.		100
6	Karur Vysya Bank	4	770.00	5	1664.72	NIL	NIL	100
7	Nainital Bank Ltd.	1	15.00	1	13.44	NIL	NIL	100
8	South Indian Bank	12	1,150.22	15	1971.86	NIL	NIL	100
9	Tamilnad Merchant Bank	8	206.16	10	254.72	NIL	NIL	100
Sub-Total - Private Sector Banks		218	148,097.83	520	181941.99	104.00	0.25	
Commercial Banks - Foreign Banks								
1	ABN-AMRO	5	835.00	7	2036.86	N.A.	N.A.	100
2	BNP Paribas	1	1,000.00	1	1000.00	NIL		100
Sub-Total - Foreign Banks		6	1,835.00	8	3036.86			
Total-All Commercial Banks		497	196,859.60	1,072	274523.80	154.48	0.06	
Regional Rural Banks								
1	Assam Gramin Vikash Bank	1	48.00	3	89.36	NIL		N.A.
2	North Malabar GB, Kerala	5	83.16	12	92.13	NIL		100
3	Manipur Rural Bank, Manipur			1	13.95	NIL		100
4	Pandyan Grama Bank, Tamil Nadu	NIL	NIL	4	147.50	NIL		98
5	Pallavan Grama Bank, Tamil Nadu	2	20.00	4	15.21	N.A.		100
Sub-Total - RRBs		8	151.16	24	358.15			
Co-operative Banks								
1	Assam SCB, Assam	13	4.12	13	2.31	N.A.	N.A.	N.A.
Sub-Total - Co-operative Banks		13	4.12	13	2.31			
Grand Total		518	197,014.88	1,109	274884.26	154.48	0.06	

Note : 1. The actual no. of MFIs would be less as some MFIs have availed loan from more than one bank
2. NA : Not reported / Not available



STATEMENT – VIII

NABARD Support for Training and Capacity

Sl. No.	State	Bankers		Trainers		NGOs		Government officials		SHG leaders/ members		Exposure visits		Field visits to BLBCs to SHGs	
		No. of participants		No. of participants		No. of participants		No. of participants		No. of participants		No. of participants		No. of participants	
		During 2007-08	Cumulative 2007-08	During 2007-08	Cumulative 2007-08	During 2007-08	Cumulative 2007-08	During 2007-08	Cumulative 2007-08	During 2007-08	Cumulative 2007-08	During 2007-08	Cumulative 2007-08	During 2007-08	Cumulative 2007-08
Nothern Region															
1	Himachal Pradesh	172	1,550	0	0	42	3,273	105	4,245	0	7,426	2458	3,911	0	591
2	Rajasthan	0	16,142	18	18	53	3,878	7,487	23,393	2,182	7,471	0	100	0	2,226
3	Punjab/Haryana	290	6,502	0	0	45	416	35	313	0	5,464	0	25	84	723
4	Jammu & Kashmir	0	1,647	0	0	35	755	0	44	0	5,873	0	0	0	345
5	New Delhi	80	235	0	0	95	95	0	0	0	305	0	0	0	20
	Sub-Total	542	26,076	18	18	270	8,417	7,627	27,995	2,182	26,539	2458	4,036	84	3,905
North-Eastern Region															
6	Assam	450	2,980	25	18	272	3,169	105	3,628	10,533	78,707	0	31	50	798
7	Meghalaya	0	276	0	0	0	0	0	58	511	1,287	0	0	0	0
8	Mizoram	77	451	0	0	0	180	0	0	724	3,589	0	0	0	0
9	Tripura	0	525	0	0	0	340	0	514	115	6,722	0	0	0	0
10	Sikkim	0	126	0	0	0	110	0	137	22	1,165	66	136	0	0
11	Manipur	0	143	0	0	0	0	0	44	2,360	3,573	0	0	0	0
12	Nagaland	0	111	0	0	0	107	0	14	422	2,204	0	0	0	0
13	Arunachal Pradesh	85	127	0	0	0	25	0	55	75	523	0	0	0	0
	Sub-Total	612	4,739	25	25	272	3,931	105	4,450	14,762	97,770	66	167	50	798
Eastern Region															
14	Orissa	2,345	10,892	0	0	0	897	855	9,072	19,811	67,705	0	163	246	1,825
15	Bihar	795	7,094	0	0	85	1,762	0	120	941	15,676	0	10	0	591
16	Jharkhand	90	1,033	0	0	0	708	0	177	390	4,929	20	20	0	990
17	West Bengal	2,258	56,168	0	0	1,075	8,548	113	669	178,609	639,884	0	88	34	1,084
18	UT of A & N Islands	0	652	0	0	0	0	0	140	799	2,539	0	0	0	0
	Sub-Total	5,488	75,839	0	0	1,160	11,915	968	10,178	200,550	730,733	20	281	280	4,490
Central Region															
19	Madhya Pradesh	1,100	7,263	0	0	0	210	559	1,660	4,657	11,476	0	51	785	4,523
20	Chhatisgarh	1,104	5,061	0	0	75	1,093	215	1,942	2,845	8,720	30	60	80	966
21	Uttar Pradesh	1,914	26,931	690	690	706	4,535	189	2,060	5,695	62,893	0	328	602	6,515
22	Uttaranchal	100	1,150	172	172	294	481	13	90	541	3,829	0	17	7	112
	Sub-Total	4,218	40,405	862	862	1,075	6,319	976	5,752	13,738	86,918	30	456	1,474	12,116
Western region															
23	Gujarat	619	10,884	1,058	1,058	151	1,530	30	725	2,428	18,058	0	298	405	1,734
24	Maharashtra	2,355	13,593	319	319	321	2,068	0	565	20,154	77,284	0	1,387	547	10,172
25	Goa	130	524	0	0	0	180	0	0	0	1,627	0	90	0	128
	Sub-Total	3,104	25,001	1,377	1,377	472	3,778	30	1,290	22,582	96,969	0	1,775	952	12,034
Southern Region															
26	Andhra Pradesh	675	11,150	0	0	417	0	4,506	0	12,224	180	253	0	0	0
27	Karnataka	127	9,094	100	100	97	1,136	0	1,750	10,505	127,924	0	298	766	4,006
28	Kerala	210	5,777	0	0	0	960	0	80	4,551	63,019	0	357	44	291
29	Tamil Nadu	2,336	17,642	0	0	318	987	0	129	0	75,818	0	27	1,227	7,815
	Sub-Total	3,348	43,663	100	100	415	3,500	0	6,465	15,056	278,985	180	935	2,037	12,112
Miscellaneous															
30	RTC Mangalore	301	2,895	0	0	0	20	0	0	0	0	0	0	0	0
31	RTC Bolpur	475	3,356	0	0	0	120	0	316	0	814	0	0	0	0
32	Head Office, NABARD	0	0	0	0	0	0	0	182	0	0	0	0	0	0
33	BIRD	700	1,096	0	0	0	305	0	0	0	266	0	0	0	0
	Sub-Total	1,476	7,347	0	0	0	445	0	498	0	1,080	0	0	0	0
	Grand total	18,788	223,070	2,382	2,382	3,664	38,305	9,706	56,628	268,870	1,318,994	2754	7,650	4,877	45,455



Building under Microfinance Sector - 2007-08

Sl. No.	Training for elected members of PRIs		Others Trainings		Micro Enterprises Development Program		Micro enterprises Promotion Agency (MEPA)		Bankers' Meets		NGO Meets		SLRCCDI		Other Meets		Grand Total	
	No. of participants		No. of participants		No. of participants		No. of participants		No. of participants		No. of participants		No. of participants		No. of participants		No. of participants	
	During 2007-08	Cumulative 2007-08	During 2007-08	Cumulative 2007-08	During 2007-08	Cumulative 2007-08	During 2007-08	Cumulative 2007-08	During 2007-08	Cumulative 2007-08	During 2007-08	Cumulative 2007-08	During 2007-08	Cumulative 2007-08	During 2007-08	Cumulative 2007-08	During 2007-08	Cumulative 2007-08
Nothern Region																		
1	0	0	0	91	165	165	0	0	28	672	25	121	0	187	59	106	3,054	22,338
2	0	50	706	1,174	60	60	0	0	0	0	0	265	0	14	0	0	10,506	54,791
3	0	70	0	0	0	0	0	0	0	259	0	196	30	30	0	0	484	13,998
4	0	445	450	1,455	0	0	0	0	45	197	35	135	0	73	0	0	565	10,969
5	0	0	0	0	0	0	0	0	0	0	0	0	0	0	0	0	175	655
	0	565	1,156	2,720	225	225	0	0	73	1,128	60	717	30	304	59	106	14,784	102,704
North-Eastern Region																		
6	227	805	417	3,009	390	390	0	0	0	325	40	424	0	43	15	343	12524	94677
7	0	0	0	965	0	0	0	0	0	0	0	0	0	0	0	0	511	2586
8	0	0	72	72	0	0	0	0	0	7	0	15	0	0	0	1,400	873	5714
9	0	21	0	0	60	60	0	0	0	0	0	0	0	71	0	0	175	8253
10	0	0	0	70	0	0	0	0	0	80	0	0	0	0	0	0	88	1824
11	0	0	0	105	0	0	0	0	0	0	0	99	0	0	0	0	2360	3964
12	0	57	0	0	0	0	0	0	0	0	0	0	0	0	0	0	422	2493
13	0	0	0	220	0	0	0	0	0	22	20	20	0	0	0	0	180	992
	227	883	489	4,441	450	450	0	0	0	434	60	558	0	114	15	1,743	17133	120503
Eastern Region																		
14	428	2,216	832	1,697	938	938	0	0	0	892	0	15,433	0	52	0	0	25455	111782
15	0	520	170	418	209	209	0	0	431	637	0	168	0	115	0	299	2631	27619
16	0	0	0	1,320	150	150	0	0	0	0	48	180	0	90	225	260	923	9857
17	0	262	100	233	982	982	534	534	5,673	6,556	0	212	0	0	0	0	189378	715220
18	63	156	0	0	0	0	0	0	0	20	0	0	0	0	0	0	862	3507
	491	3,154	1,102	3,668	2,279	2,279	534	534	6,104	8,105	48	15,993	0	257	225	559	219249	867985
Central Region																		
19	0	314	0	3,412	0	0	0	0	28	63	30	122	0	20	0	0	7,159	29,114
20	0	60	6,668	10,303	1,852	1,852	0	0	0	102	31	88	0	78	0	25	12,900	30,350
21	0	249	3,578	27,863	1,623	1,623	0	0	123	1,577	401	991	0	20	23	348	15,544	136,623
22	0	27	0	197	105	105	0	0	0	138	0	235	0	0	90	90	1,322	6,643
	0	650	10,246	41,775	3,580	3,580	0	0	151	1,880	462	1,436	0	118	113	463	36,925	202,730
Western region																		
23	269	1,205	0	3,765	317	317	0	0	30	520	25	790	0	85	0	0	5,332	40,969
24	405	591	69	1,622	298	298	0	0	348	1,494	130	440	50	130	0	0	24,996	109,963
25	0	26	0	71	0	0	0	0	0	0	0	0	0	0	0	0	130	2,646
	674	1,822	69	5,458	615	615	0	0	378	2,014	155	1,230	50	215	0	0	30,458	153,578
Southern Region																		
26	0	0	2,884	53,278	548	548	0	0	0	2,678	0	0	0	578	0	72	4,287	85,704
27	31	365	1,941	9,441	1,720	1,720	0	0	78	840	100	990	0	220	27	27	15,492	157,911
28	0	34	0	161	833	833	0	0	0	0	23	320	20	45	505	505	6,186	72,382
29	0	319	16,509	50,033	3,735	3,735	0	0	0	2,348	0	3,695	0	0	1,156	1,156	25,281	163,704
	31	718	21,334	112,913	6,836	6,836	0	0	78	5,866	123	5,005	20	843	1,688	1,760	51,246	479,701
Miscellaneous																		
30	0	0	0	0	0	0	0	0	0	0	0	0	0	0	0	0	301	2,915
31	0	0	0	750	0	0	0	0	0	0	0	0	0	0	0	0	475	5,356
32	0	0	127	954	0	0	0	0	0	0	0	0	0	0	0	0	127	1,136
33	0	0	0	1,028	0	0	0	0	0	0	0	0	0	0	0	0	700	2,695
	0	0	127	2,732	0	0	0	0	0	0	0	0	0	0	0	0	1,603	12,102
	1,423	7,792	34,523	173,707	13,985	13,985	534	534	6,784	19,427	908	24,939	100	1,851	2,100	4,631	371,398	1,939,303



STATEMENT – IX - A

SHG Bank Linkage - Grant Support to Non Government Organisations (NGOs) functioning as SHPIs as on 31 March 2008

List of Ongoing Projects

(Amount Rs. lakhs)

Sl. No.	AGENCY	Year of sanction	Districts to be covered	No. of SHGs to be promoted and credit linked	Amt. sanctioned	Progress made as on 31 March 2008			
						Total amount released	No. of SHGs promoted	No. of SHGs with SB A/cs	No. of SHGs credit linked
A. NORTHERN REGION									
Haryana									
1	Samaj Vikas Prayatan Kendra	2000	Bhiwani, Haryana	50	0.75	0.71	50	50	50
2	Dehat Vikas Kendra	2000	Mahendragadh, Haryana	40	0.60	0.47	43	40	11
3	Apna Bank Council	2001	Bhiwani, Haryana	60	0.90	0.44	60	42	10
4	Sant Nischal Singh Foundation	2001	Gurgaon, Haryana	40	0.60	0.54	40	40	29
5	Jan Seva Kendra	2001	Mahendragarh, Haryana	30	0.45	0.32	30	30	13
6	Adarsh Gram Udyog Samiti	2001	Karnal, Haryana	40	0.72	0.72	102	102	40
7	Jan Jagriti Sangathan	2003	Kurukshetra and Ambala, Haryana	50	0.90	0.00	0	0	0
8	Morning Glory Public Society	2003	Rewari	30	0.54	0.43	31	31	12
9	Society for Rural Economy and Technology Advancement	2003	Rewari	70	1.26	0.00	0	0	0
10	Rashtriya Yuva Sangathan	2003	Karnal	40	0.72	0.36	56	56	40
11	Sant Nischal Singh Foundation	2003	Gurgaon and Mahendragarh	200	2.94	0.60	100	50	22
12	Pragati Social Service Society	2004	Karnal	55	0.99	0.69	55	55	22
13	DEEPALAYA	2004	Gurgaon	50	0.90	0.78	31	31	8
14	All India Samaj Sewa Kendra	2004	Yamunanagar	50	0.90	0.63	114	114	42
15	Society for Promotion of Youth and Masses	2004	Faridabad	50	0.90	0.74	60	60	20
16	INDCARE	2004	Yamunanagar	50	0.90	0.00	0	0	0
17	Mahila Kalyan Samiti	2005	Kurukshetra	25	0.75	0.51	25	25	0
18	Sustainable Development Initiative	2005	Karnal	25	0.75	0.53	25	25	21
19	St. Joseph's Service Society	2005	Faridabad	30	0.90	0.52	30	30	15
20	Mahila Jagriti Avam Uthan Samiti	2005	Hisar	30	0.90	0.69	30	30	30
21	Chetanalaya	2005	Bhiwani	50	1.50	0.58	50	50	50
22	Adarsh Gram Udyog Samiti	2005	Kurukshetra	50	1.50	0.15	37	20	0
23	Saraswathi Gramin Evam Shiksha Vikas Kendra	2006	Mahendragarh	40	1.20	0.67	40	40	10
24	Pragati Social Service Society	2006	Samalakra and Panipat	50	1.50	0.00	0	0	0
25	Society for Promotion of Youth and Masses	2006	Karnal	50	1.50	0.00	0	0	0
26	Bhagwan Parashuram Seva Dal	2006	Bhiwani	50	1.50	0.00	0	0	0
27	Vikas Gram Udyog Mandal	2006	Sonepat	50	1.50	0.15	50	50	0
28	Samaj Vikas Paryatan Kendra	2006	Bhiwani	50	1.50	0.15	50	0	0
29	Mahila Jagriti Avam Utthan Samiti	2007	Hisar	50	1.50	0.23	18	18	0
30	Jagriti	2007	Yamunanagar	50	1.50	0.29	15	5	0
31	Vishvakarma Educational Society	2008	Sonepat	50	1.50	0.15	0	0	0
32	Vikas Gram Udyog Mandal	2008	Panipat	50	1.50	0.00	0	0	0
33	Yuva Shakti	2008	Jhajjar	50	1.50				
Ongoing Total Projects		33		1655	37.47	12.05	1142	994	445
Completed/Closed Projects		10		470	8.88	3.93	365	344	204
TOTAL		43		2125	46.35	15.99	1507	1338	649



STATEMENT – IX - A (Contd.)

(Amount Rs. Lakh)

Sl. No.	AGENCY	Year of sanction	Districts to be covered	No. of SHGs to be promoted and credit linked	Amt. sanctioned	Progress made as on 31 March 2008			
						Total amount released	No. of SHGs promoted	No. of SHGs with SB A/cs	No. of SHGs credit linked
Punjab									
1	The Salesian Society of Don Bosco	2001	Patiala, Punjab	50	0.75	0.69	50	56	50
2	Bethany Convent Ramdas	2003	Amritsar	50	0.90	1.40	50	50	50
	Additional sanction				0.50				
3	Ambuja Cement Foundation	2003	Rupnagar	25	0.38	0.31	33	33	19
4	Rural Environmental Enterprises Development Society	2003	Fatehgarh Sahib and Rupnagar	75	1.35	0.55	43	35	16
5	SS Memorial Education Society	2003	Rupnagar	25	0.45	0.37	25	25	7
6	Guru Kripa Society	2003	Rupnagar	30	0.54	0.11	48	33	0
7	Progressive Youth Forum	2003	Patiala	50	0.90	0.77	50	50	50
8	The Salesian Society of Don Bosco	2003	Patiala	50	0.75	0.69	50	52	50
9	PAHAL	2004	Kapurthala	50	1.00	0.20	48	48	0
10	Institute of Sisters of Charity	2004	Amritsar	50	1.00	1.25	50	50	50
	Addl. san. towards refresher	0.50	—do—						
11	Ambuja Cement Foundation	2004	Bathinda	20	0.36	0.07	20	19	15
12	The Salesian Society of Don Bosco	2004	Patiala and UT of Chandigarh	35	0.63	0.40	35	35	35
13	Progressive Youth Forum	2005	Patiala	50	0.90	0.30	50	50	13
14	Rural Health Development Centre	2005	Ropar	30	0.90	0.16	37	18	0
15	All India Salai Kadai Kender Society (New name Sarv Jan Gramin Vikas Sansthan)	2005	Gurdaspur	30	0.90	0.77	36	36	25
16	Progressive Youth Forum	2006	Sangrur	50	1.50	0.00	30	30	3
17	The Salesian Society of Don Bosco Institute of Rural Development	2006	Patiala district nd Rural areas of UT Chandigarh	50	1.50	0.31	50	50	4
18	Association for Social and Rural Advancement	2006	Nawanshahar	25	0.75	0.08	0	0	0
19	Patiala Handicraft Handloom WCIS Ltd	2006	Patiala	10	0.30	0.03	9	0	0
20	Sacred Heart Sr. Secondary School	2006	Amritsar	50	1.50	0.15	15	15	0
21	Institute of Sisters of Charity	2007	Amritsar	30	0.90	0.09	0	0	0
22	Bhagwan Parshuram Sewa Dal	2008	Rohtak	50	1.50				
Ongoing Total Projects		22		885	20.66	8.69	729	685	387
Completed/Closed Projects		5		275	5.90	4.66	243	241	216
TOTAL		27		1160	26.56	13.35	972	926	603
New Delhi									
1	Rashtriya Mahila Kosh	1995	North Eastern, J&K,UP, MP, Bihar, Orissa and Rajasthan through ident.NGOs	500	21.50	15.00	307	307	307
2	Model Rural Youth Development Organsiation	2003	New Delhi	40	0.75	0.75	41	41	41
3	CHETNALAYA	2004	Delhi	25	0.50	0.64	25	25	25
	Additional sanction by RO for refresher training and handholding				0.25				
4	SAYA	2004	Delhi	25	0.50	0.00	10	0	0
5	Jan Shikshan Sansthan	2004	Rural Delhi	50	1.00	0.31	52	34	1
6	Model Rural Youth Development Organsiation	2005	New Delhi	100	3.00	0.72	55	50	29
7	ADHAAR	2006	East Delhi rural area	25	0.75	0.08	15	1	0
8	Chetanalaya	2007	Rural areas of New Delhi	200	6.00				
9	Nav Nari Jagriti Sanstha	2007	Rural Areas of North East Delhi	100	5.40				
Ongoing Total Projects				1065	39.65	17.49	505	458	403
Completed/Closed Projects				40	0.75	0.75	41	41	41
TOTAL				1105	40.40	18.24	546	499	444



STATEMENT – IX - A (Contd.)

(Amount Rs. Lakh)

Sl. No.	AGENCY	Year of sanction	Districts to be covered	No. of SHGs to be promoted and credit linked	Amt. sanctioned	Progress made as on 31 March 2008			
						Total amount released	No. of SHGs promoted	No. of SHGs with SB A/cs	No. of SHGs credit linked
Himachal Pradesh									
1	Ankur	2000	Una	70	0.30	0.30	80	70	70
2	Anand Welfare Centre		Solan	80	1.00	1.00	80	80	80
3	Social Work and Environ. in Rural Areas		Kangara	100	1.00	1.00	100	100	100
4	Himalayan Edu. cum Art and Cultl. Soc.		Kullu	70	0.44	0.27	70	70	25
5	Lok Vikas Mandal		Hamirpur	50	0.50	0.50	50	50	50
6	Samaj Seva Parishad		Kangara	100	1.00	0.97	100	100	96
7	Samaj Kalyan Evam Vikas Mandal	2000	Mandi	100	1.00	0.63	100	100	71
8	Gramin Seva Asram		Kangra	100	1.00	1.00	100	100	100
9	Yuva Mahamandal Dhartidhar		Sirmour	100	1.00	1.00	100	100	100
10	Parvatiya Krishi Avam Gramin Vikas Sansthan		Kangra	100	1.00	1.00	100	100	100
11	Himachal Manav Seva		Shimla and Sirmour	100	1.00	0.00	0	0	0
12	Society for Advn. of Village Economy		Kullu	100	1.00	0.90	100	100	100
13	Paryavaran Avam Gramin Vikas Sansthan	2000	Solan	80	0.80	0.80	80	80	80
14	Society for Rural Development and Action	2000	Mandi	100	1.00	0.86	100	100	86
15	Manav Kalyan Sewa Samiti	2000	Shimla	100	1.00	0.90	100	100	100
16	Mahila Kalyan Evam Sewa Samiti	2000	Shimla	70	1.00	0.85	70	52	52
17	Ankur	2001	Una	100	0.93	0.93	100	100	100
18	Society for Social Action for Human and Rural Awareness	2001	Mandi	50	0.40	0.37	50	50	50
19	Parvatiya Krishi Avam Gramin Vikas Sansthan	2001	Kangra	100	1.40	1.40	100	100	100
20	Zilla Saksharta Samiti	2002	Bilaspur	100	0.50	0.50	100	100	100
21	Gramin Seva Ashram	2002	Kangra	50	0.68	0.68	50	50	50
22	The Social Work and Enivornment in Rural Areas	2002	Kangra	200	3.09	3.08	200	200	199
23	The Energy Environment Group	2002	Una	100	1.00	1.00	200	165	100
24	Zilla Saksharta Samiti	2002	Bilaspur	200	2.30	1.14	120	100	90
25	Gramin Seva Ashram	2002	Kangra	200	2.25	2.25	200	200	200
26	Ankur Sewa Samiti	2003	Una	100	1.09	1.09	100	100	100
27	Lok Vikas Mandal	2003	Hamirpur and Kangra	60	0.63	0.45	60	41	41
28	Parayavaran Avam Gramin Vikas Sansthan	2003	Solan	100	1.18	0.24	100	70	14
29	The Zilla Saksharata Abhiyan Samiti	2003	Una	100	1.20	0.00	0	0	0
30	Parvatiya Krishi Avam Gramin Vikas Sansthan	2003	Kangra	100	1.55	1.49	100	100	100
31	Upliftment through Humane Action	2003	Sirmour	25	0.32	0.32	25	25	25
32	Mandi Saksharta Samiti	2003	Mandi	2000	19.18	19.18	2000	2000	2000
33	Parvatiya Krishi Avam Gramin Vikas Sansthan	2003	Kangra	300	4.80	4.32	300	300	300
34	The Dubbling Handicrafts, Handloom Development Welfare Association	2003	Shimla	40	0.50	0.50	40	40	40
35	The Ambuja Cement Foundation	2003	Solan	50	0.50	0.33	50	50	33
36	Yuva Mahamandal Dhartidhar	2004	Hamirpur	50	0.65	0.35	64	40	23
37	Mahila Vikas Sanghathan	2004	Shimla	40	0.52	0.33	26	26	16
38	The Energy Enrionment Group	2004	Kangra	100	1.57	0.91	100	100	77
39	Foundation for Development Research and Action	2004	Kangra	50	0.65	0.13	0	0	0
40	Institute for Development Studies	2004	Kullu	50	0.75	0.19	9	9	0



STATEMENT – IX - A (Contd.)

(Amount Rs. Lakh)

Sl. No.	AGENCY	Year of sanction	Districts to be covered	No. of SHGs to be promoted and credit linked	Amt. sanctioned	Progress made as on 31 March 2008			
						Total amount released	No. of SHGs promoted	No. of SHGs with SB A/cs	No. of SHGs credit linked
41	Assn. for Social and Hills Advancement	2004	Kangra	50	0.97	0.43	50	50	25
42	Kasa-Visa Addl. amt san in the month of Feb 06 towards refersher	2004	Shimla	50	0.75	0.15	0	0	0
43	Kangra Mahila Sabha Addl. amt san in the month of Feb 06 towards refersher	2004	Kangra	50	0.65	0.32	50	24	10
44	Maa Shakti [MSSS] Addl. amt san in the month of Feb 06 towards refersher	2005	Kullu	50	0.75	0.43	50	50	17
45	SWARG Addl. amt san in the month of Feb 06 towards refersher	2005	Kangra	50	0.65	0.65	50	50	50
46	Gramin Seva Ashram	2005	Kangra	300	6.00	6.00	300	300	300
47	Hind Sewa Sanghatan	2005	Shimla	50	0.70	0.30	50	50	0
48	Lok Vikas Mandal	2005	Hamirpur	50	0.70	0.53	50	40	20
49	Anand Welfare Centre	2005	Solan	50	0.70	0.11	30	10	3
50	SUPPORT Ed. and Welfare Society	2005	Kullu	50	1.00	1.00	100	100	100
51	Social Work and Environ. in Rural Areas	2005	Kangra	100	2.60	2.16	100	100	65
52	Voluntary Action and Rural Awareness Society [SVAR] RO sanctioned in Sept 2005		Mandi	50	1.05	0.41	38	38	38
53	Yuva Mahamandal Dhartidhar	2005	Sirmour	100	2.60	1.57	110	103	65
54	Mahila Mandal	2005		20	0.42	0.35	20	20	20
55	People Action for People in need	2006	Sirmour	20	0.44	0.04	23	16	0
56	UTHAN Mandi Saksharta Samiti	2006		25	0.53	0.13	25	20	7
57	Mandi Saksharta Samiti	2006	Mandi	1000	25.00	5.60	1000	500	226
58	HLUKS	2007		25	0.53	0.05	0	0	0
59	Shri Ved Mata Gayatri Parivar	2007	Kullu	50	1.40	0.14	0	0	0
60	New Chamunda Pickles Society	2007	Kangra	50	1.05	0.11	0	0	0
61	Chamunda Kisan Club	2007	Mandi	10	0.09	0.11	0	0	0
62	Mahila Jagriti Krishi Vikas Club	2007	Shimla	20	0.18	0.00	0	0	0
63	Social Work & Environment in Rural Areas (SWERA)	2008	Kangra	200	5.20				
64	Scientific Working & Research Group Society (SWARG)	2008	Kangra	300	8.10				
Ongoing Total Projects		64		8405	135.02	77.06	7470	6739	5914
Completed/Closed Projects		24		4545	50.45	48.25	4505	4460	4391
TOTAL		88		2950	185.47	125.31	11975	11199	10305
Jammu									
1	Gramudyog Hastakala Kendra	1999	Kathua	192	3.17	3.17	0	0	0
2	Lok Sewa Sangathan	2001	Udhampur	60	0.90	0.69	79	64	74
3	Kristu Jyoti Social Welfare Society	2001	Jammu	100	0.97	0.97	100	100	100
4	Catholic Social Service Society	2002	Jammu	75	1.04	0.22	75	75	73
5	Nirmal Matha Health Centre (CSS, Akalpur)	2002	Jammu	100	1.50	1.50	154	110	117
6	J & K Zari Art Society	2002	Jammu	50	0.75	0.21	124	76	22
7	Gramudyog Hastakala Kendra	2002	Kathua	200	3.28	6.45	439	400	393
8	Sudhar Sabha Committee	2003	Udhampur	60	1.00	1.00	112	106	111
9	Kristu Jyoti Social Welfare Society	2003	Jammu	200	3.00	2.01	353	250	206



STATEMENT – IX - A (Contd.)

(Amount Rs. Lakh)

Sl. No.	AGENCY	Year of sanction	Districts to be covered	No. of SHGs to be promoted and credit linked	Amt. sanctioned	Progress made as on 31 March 2008			
						Total amount released	No. of SHGs promoted	No. of SHGs with SB A/cs	No. of SHGs credit linked
10	Jan Kalyan Lok Sewa Sansthan	2004	Udhampur	50	0.84	0.84	50	50	50
11	Integrated National Development Centre for Advanced Reforms and Education	2004	Jammu	50	0.85	0.17	36	32	0
12	New J&K Women Welfare Society	2004	Jammu	25	0.42	0.08	21	4	0
13	National Institute of Education and Tech.Arts	2004	Jammu	25	0.42	0.33	30	30	22
14	Priyadarshni Indira Mahila Block Society	2005	Jammu	25	0.50	0.13	25	25	6
15	Shiv Sadana alias SS Institutional for Professional and Tech. Edu.	2006	Jammu	25	0.58	0.26	25	25	7
16	Mahila Welfare Committee	2008	Jammu	50	1.50	0.15	22	4	0
17	Yusuf Meherally Centre	2008	Jammu	50	1.50	0.00	0	0	0
Ongoing Total Projects		17		1337	22.21	18.17	1645	1351	1181
Completed/Closed Projects		4		502	8.19	11.14	568	514	517
TOTAL		21		1839	30.39	29.31	2213	1865	1698
Rajasthan									
1	Sahayog	1995	Udaipur	50	0.45	0.44	50	50	50
2	Apna Sansthan	1998	Udaipur	46	0.39	0.08	47	31	4
3	Hanuman Van Vikas Samithi	1998	Udaipur	95	0.72	0.52	87	62	38
4	Rudsovat	1998	SwaiMadhopur and Tonk	31	1.38	1.36	60	60	60
5	Sakhi Samiti	1999	Alwar	79	1.88	1.88	79	79	79
6	Jaipur Rural Health and Dev. Trust	1999	Jaipur	100	1.28	1.28	100	100	100
7	Urmul Trust	1999	Bikaner, Jodhpur and Jaisalmer	100	1.14	1.14	100	100	100
8	GR Morarka Research Foundation	1999	Jhunjhunu	100	1.75	1.19	100	100	68
9	Bhoruka Charitable Trust	2000	Churu	250	3.85	3.85	250	250	250
10	Social Work and Environment for Rural Advancement	2000	Ajmer	20	0.33	0.20	20	20	20
11	Subodh Shiksha Samiti	2000	Sikar	60	0.89	0.45	45	45	29
12	Hadoti Adim Jan Jathi Vikas Samithi	2000	Kota and Baran	30	0.39	0.27	26	26	3
13	Van Nad Sanstha	2000	Banaswara	100	0.94	0.19	0	0	0
14	Ajmer Prodh Shikshan Samithi		Ajmer	200	1.05	1.05	200	200	200
15	Rural Development Society		Tonk	30	0.30	0.23	30	30	26
16	Asian Centre for Organisation Research and Development	2000	Bharatpur	100	1.50	0.67	55	53	13
17	Ibtada	2000	Alwar	200	3.00	0.00	0	0	0
18	Abhinav Shiksha Samithi	2000	Banaswara	100	1.00	0.79	100	100	31
19	Shree Jan Jeevan Kalyan Sansthan	2000	Bharatpur	35	0.45	0.45	35	35	35
20	Society for Promotion of Grass Root Environment and Social Action	2001	Banswara	100	0.99	0.00	0	0	0
21	Jhunjhunu Zilla Paryavaran Sudhar Samithi	2001	Jhunjhunu	100	1.48	1.44	100	100	100
22	Rudsovat	2001	Swai Madhopur	160	2.12	2.01	160	160	160
23	Navchar Sansthan	2001	Chittorgarh	41	0.44	0.09	41	41	11
24	Shiv Shiksha Samithi	2001	Tonk	25	0.34	0.21	25	25	25
25	Shikshit Rojgar Kendra Prabandhak Samithi	2001	Jhunjhunu	100	1.50	0.00	25	13	3
26	Hadoti Tech. Training and Service Institute	2001	Kota and Baran	60	1.02	0.40	60	60	60
27	Jaisal Mahila Bal Kalyan Samiti	2001	Jaisalmer and Jodhpur	50	0.87	0.17	28	19	0
28	Vasundhara Seva Samiti	2002	Barmer	50	0.85	0.17	47	45	10
29	Indian Institute for Rural Development	2002	Jhalawar	100	1.80	1.80	100	100	100



STATEMENT – IX - A (Contd.)

(Amount Rs. Lakh)

Sl. No.	AGENCY	Year of sanction	Districts to be covered	No. of SHGs to be promoted and credit linked	Amt. sanctioned	Progress made as on 31 March 2008			
						Total amount released	No. of SHGs promoted	No. of SHGs with SB A/cs	No. of SHGs credit linked
30	Centre for Community Economics and Dev. Consultant's Society	2002	Jaipur, Tonk and Baran	350	5.55	3.50	350	337	112
31	Kasturba Mahila Shiksha Samiti	2002	Jaipur	50	0.79	0.16	47	32	0
32	Vinoba Seva Samiti	2002	Jhalawar	50	0.84	0.00	0	0	0
33	Society for All Round Development	2002	Bharatpur	25	0.42	0.42	50	50	50
34	Shanti Maitri Mission Sansthan	2002	Bikaner	50	0.74	0.73	50	50	50
35	Vigyan Samiti	2002	Udaipur	50	0.95	0.95	50	50	50
36	Ajmer Prodh Shikshan Samiti	2002	Ajmer	100	0.69	0.00	0	0	0
37	Society for Education Conscientisation Awareness and Training	2002	Nagaur	50	0.80	0.39	50	50	47
38	Mahila Hastshilpa Samiti	2002	Bikaner	50	0.87	0.83	50	50	47
39	Sakhi Samiti	2002	Alwar	100	1.73	1.73	100	100	100
40	Gram Vikas Sewa Sansthan	2002	Jodhpur	50	0.72	0.72	50	50	50
41	Gram Bharati Samiti	2002	Jaipur	100	1.80	1.80	100	100	100
42	Bhagwan Mahaveer Viklang Sahayata Samiti	2002	Jodhpur	200	3.60	3.23	200	200	102
43	Matra Shakti Sansthan	2003	Sawai Madhopur	60	1.07	1.07	60	60	60
44	Sahyog Sansthan	2003	Udaipur	70	1.26	0.00	0	0	0
45	Urmul Khejri Sansthan	2003	Nagaur	100	1.81	0.58	80	61	13
46	Arnold Educational and Rural Development Society	2003	Alwar	100	1.68	0.77	100	100	100
47	Shubham Mahila Prashikshan Sansthan	2003	Alwar	60	1.05	0.26	60	35	28
48	Jaipur Rural Health and Development Trust	2003	Jaipur	100	1.78	1.71	100	100	87
49	Society for Sustainable Deveopment	2003	Karauli	60	1.13	0.23	60	60	60
50	Urmul Rural Health Research and Development Trust	2003	Bikaner	100	1.77	0.65	30	27	20
51	Society for Development, Health, Hygiene and Rural Action, DHARA	2003	Barmer	50	0.89	0.18	50	50	16
52	Bharatiya Grameen Mahila Lok Kala Sansthan	2003	Alwar	50	0.89	0.25	50	38	19
53	Kshetriya Samagra Lok Vikas Sangh	2003	Bikaner	100	1.78	1.64	100	100	100
54	Urmul Semant Samiti	2003	Bikaner	100	1.78	1.78	100	100	100
55	Jan Kalyan Sanshtan	2003	Jaisalmer	50	0.90	0.90	50	50	50
56	Jan Chetna Sansthan	2003	Sirohi	100	1.80	1.77	100	100	100
57	Urmul Marusthali Bunkar Vikas Samiti	2003	Jodhpur	100	1.80	0.70	47	47	20
58	Surbhi Shiksha Avam Samagra Sansthan	2003	Alwar	60	1.08	0.11	60	60	60
59	Khadi Mandir	2004	Bikaner	50	0.90	0.72	50	50	22
60	Lok Kalyan Sansthan	2004	Barmer	100	1.80	1.21	100	100	30
61	Consumer Unity and Trust Society	2004	Bhilwara	200	3.60	3.27	200	200	200
62	Arawali Sewa Samiti	2004	Sirohi	50	0.98	0.89	50	50	50
63	Academy of Educational Society	2004	Baran	50	0.87	0.64	50	50	35
64	Ambuja Cement Foundation	2004	Pali	50	0.70	0.14	31	31	25
65	Sarvajanik Vikas Sewa Sansthan	2004	Barmer	50	0.88	0.78	50	50	34
66	Samagra Jagriti and Vikas Sansthan	2004	Chittorgarh	50	0.88	0.56	50	49	44
67	Indian Institute for Rural Development	2004	Jhalawar and Tonk	300	5.78	4.18	200	200	200
68	Bhoruka Charitable Trust	2004	Churu	250	4.54	3.17	250	250	100
69	Anubhuti Cira Sansthan	2004	Chittorgarh	50	0.98	0.20	56	10	7
70	Rajasthan Agril. and Rural Horticulture Development Institute	2005	Dausa	50	0.98	0.20	50	23	1



STATEMENT – IX - A (Contd.)

(Amount Rs. Lakh)

Sl. No.	AGENCY	Year of sanction	Districts to be covered	No. of SHGs to be promoted and credit linked	Amt. sanctioned	Progress made as on 31 March 2008			
						Total amount released	No. of SHGs promoted	No. of SHGs with SB A/cs	No. of SHGs credit linked
71	Rural Education Development Society	2005	barmer	50	0.98	0.49	50	50	29
72	Mahila Mandal	2005	Barmer	50	0.98	0.20	50	50	29
73	Jhunjhunu Zilla Paryavaran Sudhar Samithi	2005	Jhunjhunu	100	1.88	1.78	100	100	100
74	Aparajita Sansthan Balesar	2005	Jodhpur	50	0.98	0.90	50	50	37
75	Human Education Learning and Development Planning	2005	Chittorgarh	50	0.98	0.20	50	36	10
76	Society to Uplift Rural Economy	2005	Barmer	50	0.98	0.82	50	50	31
77	Gram Vikas Sewa Sansthan	2005	Jodhpur	50	0.98	0.91	50	50	45
78	Sangam Sansthan	2005	Udaipur	25	0.49	0.10	25	17	0
79	Jan Sambal	2005	Alwar	50	0.90	0.86	50	50	50
80	Ruchi Gramin Vikas Sansthan	2005	Jaipur	25	0.49	0.05	25	25	25
81	Gram Bharati Samiti	2005	Jaipur	100	1.82	1.51	100	100	100
82	Research Institute of Plenary Rural Development	2005	Jalore	50	1.00	1.00	50	50	50
83	Jhunjhunu Zilla Paryavaran Sudhar Samithi	2005	Jhunjhunu	50	0.94	0.49	48	48	14
84	Mahila Udyog Prasikshan Samiti	2005	Baran	50	0.97	0.10	28	28	0
85	URMUL Setu Sanasthan	2005	Bikaner	50	1.00	0.10	50	9	0
86	Kisan Jagriti and Pashupalan Vikas Sansthan	2005	Nagaur	50	1.00	0.10	32	32	0
87	Seemant Kisan Sahyog Sansthan	2005	Jaisalmer	50	0.98	0.44	50	50	12
88	Gram Vikas Sewa Sansthan	2005	Jalore	50	0.98	0.53	50	50	17
89	IFFDC	2005	Jhalawar	50	0.98	0.98	50	50	50
90	Jan Chetna Sansthan	2006	Sirohi	100	2.16	0.45	80	24	13
91	Kumarappa Institute of Gram Swaraj	2006	Sikar	50	1.50	0.54	38	33	14
92	Entrepreneurship Dev. Institute of India	2006	Jodhpur	50	1.35	0.00	0	0	0
93	Kisan Jagriti and Pashupalan Vikas Sansthan	2006		50	1.00	0.10	0	0	0
94	Public Welfare Education and Training Soc.	2006	Sikar	50	1.10	0.11	0	0	0
95	Urmul Jyoti	2006		50	1.10	0.11	0	0	0
96	Jhunjhunu Zilla Paryavaran Sudhar Samithi	2006		50	0.95	0.49	48	48	14
97	Society for All Round Development	2006	Sikar	50	1.05	0.23	44	39	0
98	Watershed Consultants Organsiation	2006	Sirohi	50	1.00	0.32	48	40	0
99	Gram Vikas Sewa Sansthan	2006	Sirohi	50	1.15	0.82	50	50	32
100	Vivekanand Shikshan Evam Welfare Society	2006	Jaisalmer	50	1.03	0.10	0	0	0
101	Jan Sambal	2006	Dausa	50	1.17	0.29	50	25	8
102	Akhil Bharatiya Gramin Uthan Samiti	2006	Tizara, Keshoripatan	50	1.10	0.11	0	0	0
103	Gramin Swavalambi Prashikshan Sansthan	2006		25	0.55	0.00	0	0	0
104	Viswakarma Nirman Aapurti Evam Vipnan Sansthan	2006	Barmer	50	1.00	0.10	0	0	0
105	Maru Vikas Evam Shodh Sansthan	2006		50	1.10	0.28	50	50	0
106	Society for Promotion of Grass Root Environment and Social Action	2006	Banswara	50	1.25	0.39	50	46	4
107	Jyoti Vikas Shikshan Sansthan	2006	Barmer	50	1.25	0.13	0	0	0
108	Shri Shyam Sanskriti Sewa Samiti	2006	Jaipur	50	1.24	0.20	38	20	0
109	Prayas Sewa Sansthan	2006	Bhilwara	50	1.25	0.31	50	50	0
110	Vigyan Samiti	2006	Udaipur	50	0.95	0.00	23	0	0
111	Gramin Mahila Vikas Sansthan	2007	Ajmer	50	1.25	0.13	0	0	0
112	Gramin Vikas Sansthan	2007	Nagaur	50	1.00	0.10	0	0	0



STATEMENT – IX - A (Contd.)

(Amount Rs. Lakh)

Sl. No.	AGENCY	Year of sanction	Districts to be covered	No. of SHGs to be promoted and credit linked	Amt. sanctioned	Progress made as on 31 March 2008			
						Total amount released	No. of SHGs promoted	No. of SHGs with SB A/cs	No. of SHGs credit linked
113	Sahaj Sansthan	2007	Jodhpur	50	1.25	0.13	0	0	0
114	Vasundhara Sansthan	2007	Jodhpur	50	1.25	0.00	0	0	0
115	Surya Nagri Laghu Bachat Evam Sakh Sahakari Samiti Ltd.	2007	Jodhpur	50	1.25	0.13	0	0	0
116	Gramin Swabhiman Sansthan	2007	Nagaur	50	1.25	0.13	0	0	0
117	Shardha Mahila Prashikshan Kendra Evam Shikshan Sansthan	2007	Jaipur	50	1.20	0.12	0	0	0
118	Nehru Navyuvak Mandal	2007	Barmer	50	1.25	0.13	0	0	0
119	Vandana Vidhya Mandir Samiti	2007	Jaipur	50	1.25	0.13	0	0	0
120	Gram Chetna Kendra	2007	Jaipur	50	1.25	0.13	0	0	0
121	Mahila Evam Paryavaran Vikas Sansthan	2007	Jaipur	50	1.20	0.13	0	0	0
122	Research Institute of Planery Development (RIPROD)	2007	Jalore	50	1.50	0.15	0	0	0
123	Rajasthan Gramin Vikas & Sikshan Sansthan	2007	Jalore	50	1.50	0.23	0	0	0
124	Mata Shri Gomati Devi Jan Sewa Nidhi	2007	Alwar	50	1.50	0.00	0	0	0
125	Kshetriya Samagra Lok Vikas Sangh	2007	Bikaner	50	1.30	0.00	0	0	0
126	Samuhik Vikas Sansthan	2007	Tonk	50	1.50	0.15			
127	Vasudhev Vikas Sansthan	2007	Barmer	50	1.25	0.13			
128	Gramin Vikas Evam Swasthya Shodh Sansthan	2008	Ajmer	50	1.50	NIL			
129	Gramin Vigyan Seva Sansthan	2008	Sawai Madhopur	50	1.50	NIL			
130	Veena Memorial Sseewa Society	2008	Karauli	50	1.50	NIL			
131	Saraswati Bal Sewa Samiti	2008	Bhilwara	50	1.27	NIL			
132	RUDSOVOT	2008	Sawai Madhopur	50	1.50	NIL			
133	Jan Vikas Sansthan	2008	Ajmer	50	1.50	NIL			
134	Adarsh Gramin Vikas Sansthan	2008	Barmer	50	1.05	NIL			
135	Smt Indira Gandhi Prashikshan Sansthan	2008	Hanumangarh	50	1.50	NIL			
136	Saugaam Sansthan	2008	Jaipur	50	1.50	NIL			
137	Centre for Rural Development & Consultants Society	2008	Jaipur	50	1.50	NIL			
138	Ambayedkar Gramin Yuva Vikas Sansthan	2008	Barmer	50	1.45	NIL			
139	Centre for Human Development (CUTS)	2008	Chittorgarh & Bhilwara	800	24.00	NIL			
Ongoing Total Projects		139		10522	204.14	83.77	6778	6344	4548
Completed/Closed Projects		41		3720	57.29	42.94	2984	2970	2806
TOTAL		180		14242	261.44	126.71	9762	9314	7354
ONGOING TOTAL PROJECTS - REGION A		199		14317	327.70	105.56	9563	8001	4703
COMPLETED/CLOSED PROJECTS - REGION A		85		9552	131.45	111.67	8706	8570	8175
TOTAL REGION A		284		23869	459.15	217.23	18269	16571	12878
B. NORTH EASTERN REGION									
Assam									
1	National Alliance Mission	2000	Sonitpur	80	0.89	0.18	66	66	0
2	Agency for Rural Income Generation and Management [GRAMIN]	2000	Sonitpur	350	4.38	4.38	1325	1325	355
3	Sipajhar Diamond Club Community Centre	2001	Darrang	35	0.50	0.50	35	35	35



STATEMENT – IX - A (Contd.)

(Amount Rs. Lakh)

Sl. No.	AGENCY	Year of sanction	Districts to be covered	No. of SHGs to be promoted and credit linked	Amt. sanctioned	Progress made as on 31 March 2008			
						Total amount released	No. of SHGs promoted	No. of SHGs with SB A/cs	No. of SHGs credit linked
4	Sarbu Gram Sewa Sangha	2001	Dhemaji	40	0.59	0.59	48	48	48
5	Morigaon Zilla Gramya Puthibharal Santa	2001	Morigaon	120	0.98	0.98	657	386	121
6	Deshbandhu Club	2002	Barak valley	150	2.26	2.26	150	150	150
7	Agro Development and Social Welfare Organsiation	2003	Barpeta	50	0.78	0.70	85	81	60
8	North East Development Organsiation	2003	Barpeta	50	0.78	0.16	100	100	0
9	Samannaya Rakshee Sangkritic Anusthan	2003	Barpeta	50	0.78	0.78	50	50	40
10	Anjali Sukhati Self Help Group Foundation	2003	Kokrajhar	60	0.92	0.92	154	154	78
11	Barkukuria Gopalpur Milan Yuvak Sangha	2003	Kamrup	50	0.75	0.53	50	50	0
12	Boloma Yuva Vikash Kendra	2003	Jorhat	50	0.85	0.33	53	53	2
13	Morigaon Zilla Gramya Puthibharal Santha	2003	Morigaon	300	3.27	3.27	590	396	306
14	Sipajhar Diamond Club Community Centre	2003	Darrang	70	0.95	0.95	70	70	70
15	Sarbu Gram Sewa Sangha	2003	Dhemaji	100	1.55	1.55	138	138	105
16	Gramya Arthanaitik Bikash Kendra	2003	Kamrup	50	0.65	0.33	50	50	3
17	Ajgar Social Circle	2003	Goalpara	100	1.36	1.36	111	111	102
18	Gauripur Vivekananda Club	2003	Dhubri	100	1.52	0.76	106	106	55
19	A Groundwork for Advancement for North East Froniters	2003	Darrang	50	0.83	0.00	5	5	0
20	Lok Sewa Samittee	2003	Nalbari	80	1.13	1.13	120	120	83
21	Jyothi Puthibharal and Yuvak Sangha	2003	Sonitpur	100	1.76	1.74	110	110	100
22	Agency for Rural Income Generation and Management [GRAMIN]	2004	Sonitpur and N.Lakhimpur	800	13.64	13.64	914	914	800
23	Puberan Atma Sahayak Gott Unnayan Kendra	2004	Darrang	200	2.69	2.69	200	200	200
24	Manav Shakti Jagaran	2004	Nalbari	50	1.00	1.00	50	50	50
25	Well Wisher	2004	Goalpara	50	0.88	0.18	45	45	0
26	Pancharatna Gramya Bikash Kendra	2004	Nalbari	115	1.95	1.95	130	130	118
27	Barnibari Yubak Sangh	2004	Nalbari	100	2.05	1.31	102	102	33
28	Morigaon Zilla Gramya Puthibharal Santa	2005	Morigaon	450	7.60	5.34	463	463	289
29	Sipajhar Diamond Club Community Centre	2005	Darrang	100	2.26	1.52	100	100	100
30	North East Centre for All Round Development	2005	Darrang	120	3.36	2.32	156	156	87
31	Gramya Vikas Mancha	2005	Nalbari	100	2.80	0.55	100	100	4
32	PROCHESTA	2006	Bongaigaon, Goalpara, Tinsukia and Dibrugarh	300	9.00	4.45	300	300	65
33	Sanmitta Unnayan Sanstha	2006	Barpeta	50	1.43	0.14	50	50	25
34	District Gramin Development Parishad	2006	Bksa	50	1.50	1.05	84	84	51
35	UTTARAN	2006	Sivasagar	50	1.03	0.10	47	47	0
36	Sankaredeva Mission	2006	Kamrup	50	1.33	0.13	50	50	0
37	Tinsukia Gaon Tribal Mahila Samity	2006	Dibrugarh	50	1.50	0.60	50	50	36
38	AIE SEUJ SAMITY	2006	Bongaigaon	100	2.88	1.51	100	100	51
39	An Institution for Promotion of Secure Sustainable Livelihood [ASOMI]	2006	Barpeta	200	5.60	2.05	200	200	152
40	Lotus Progressive Centre	2006	Nalbari	100	2.90	1.69	117	117	57
41	PATHAR	2006	Jorhat	100	2.90	2.33	100	100	100



STATEMENT – IX - A (Contd.)

(Amount Rs. Lakh)

Sl. No.	AGENCY	Year of sanction	Districts to be covered	No. of SHGs to be promoted and credit linked	Amt. sanctioned	Progress made as on 31 March 2008			
						Total amount released	No. of SHGs promoted	No. of SHGs with SB A/cs	No. of SHGs credit linked
42	Human Resource Development Foundation of South Kamrup	2006	Kamrup	50	1.48	0.51	50	50	0
43	Human Empowerment and Development Centre	2006	Golaghat	50	1.50	0.51	50	50	0
44	Weavers Development Society	2006	Nalbari	50	1.50	1.02	53	53	50
45	Deshbandhu Club	2006	Cachar, Karimganj and Hailakandi	500	11.90	2.73	194	194	0
46	Morigaon District Somala Mahila Sanga	2006	Morigaon	250	7.00	2.90	231	231	41
47	Bishnujyothi Janakalyan Samittee	2006	Nalbari	100	2.92	1.73	67	67	11
48	Rural Organsiation for All Round Development	2006	Darrang	50	1.30	0.81	50	50	0
49	Bokakhat Nirman	2006	Golaghat	50	1.35	0.14	0	0	0
50	Moniarkhal	2006	Cachar	50	1.41	0.14	35	35	0
51	Society for Rural and Tribal Development	2006	Darrang	100	2.90	1.11	120	120	15
52	Manav Shakti Jagaran	2006	Baksa	300	8.46	2.35	169	169	67
53	Nalbari Rural Development Association	2006	Nalbari	100	2.91	2.04	100	100	100
54	Monachera Athletic and Cultural Club	2006	Hailakhandi	50	1.29	0.23	27	27	0
55	Social Action for Appropriate Transformation and Advancement in Rural Areas	2006	Darrabg	50	1.50	1.19	50	50	50
56	Seva Kendra Silchar	2006	Cachar	50	1.23	0.12	10	10	0
57	Baba Sahed Dr B.R. Ambedkaredkar Society	2006		50	1.35	0.13	22	22	0
58	North East Regional Human Resource Dev. Society	2006	Kamrup	50	1.34	0.13	7	7	0
59	AGRAGAMI	2006	Sonitpur	50	1.50	0.15	38	38	0
60	Seva Kendra	2006	Dibrugarh	50	1.50	0.15	0	0	0
61	Madhuchakra Development Organisation	2006	Chirang	50	1.38	0.13	66	66	27
62	Society for North East Handmade Paper Development (SNEHPAD)	2006	Jorhat	50	1.50	0.38	50	50	3
63	Rashtriya Gramin Vikas Nidhi (RGVN)	2006	Baksa, Barpeta, Kamrup, Bongaigaon	1000	30.00	3.00	87	87	11
64	Lok Seva Samittee	2006	Baksa	100	2.79	1.17	97	97	23
65	Pancharatna Bikash Gramya Kendra	2006	Nalbari	200	5.66	3.16	204	204	118
66	Impact - NE	2006	Jorhat	50	1.43	0.36	50	50	0
67	GRAMIN	2007	Dhemji	600	15.22	1.52	93	93	0
68	Rural Area Development Society (RADS)	2007	Karbi Anglong	50	1.39	0.14	0	0	0
69	Rural Organisation for Social Service (ROSS)	2007	Udalguri	50	1.50	0.15	2	2	0
70	Krishi Vikash	2007	Jorhat	50	1.50	0.15	12	12	0
71	Man & Wild	2007	Kamrup	50	1.48	0.15	10	10	0
72	Assam Centre for Rural Development	2007	Kamrup	50	1.43	0.14	40	40	0
73	Kamrup Santhapan Samittee	2007	Kamrup	50	1.43	0.92	62	62	35
74	Shiva Kunda Human Welfare Association	2007	Morigaon, Nagaon	50	1.18	0.12	11	11	0
75	Nalbari Zilla Samaj Seva Sangha	2007	Nalbari	100	2.80	0.28	7	7	0
76	Anjali Sukhati SHG Foundation	2007	Kokrajhar	100	2.85	0.29	0	0	0
77	Chilarai Krishi Bikas Samity	2007	Dhubri	100	2.53	0.25	3	3	0
78	Dristee	2007	Nalbari	50	1.40	0.14	43	43	0
79	Purba Hailakhandi Development Council	2007	Hailaka	50	1.48	0.00	0	0	0



STATEMENT – IX - A (Contd.)

(Amount Rs. Lakh)

Sl. No.	AGENCY	Year of sanction	Districts to be covered	No. of SHGs to be promoted and credit linked	Amt. sanctioned	Progress made as on 31 March 2008			
						Total amount released	No. of SHGs promoted	No. of SHGs with SB A/cs	No. of SHGs credit linked
80	Deendyal Jankalyan Samitee	2007	Kamrup	50	1.37	0.34	51	51	0
81	Discovery Club	2007	Kokrajhar	50	1.35	0.14	33	33	0
82	Mass Organisation for Vital Enrichment and Rising	2007	Hailakandi	200	5.60	0.56	0	0	0
83	Jana Chetana Samity Asom	2007	Nagaon	50	1.25	0.31	50	50	0
84	Satrasal Socio Economic Development Society (SSEDS)	2007	Dhubri	100	3.00	0.30	100	100	0
85	New Gram Seva Sanstha	2007	Kamrup	150	4.34	0.64	40	40	1
86	Institute of Handicraft Development	2007	Golaghat	50	1.50	0.15	0	0	0
87	Pakowa Gramin Vikash Sanstha	2007	Nalbari	50	1.40	0.14	1	1	0
88	North East Research & Social Work Networking (NERSWN)	2007	Kokrajhar	50	1.42	0.14	0	0	0
89	Gariyoshi Gramya Vikash Parishad	2007	Baska	50	1.39	0.14	0	0	0
90	Gharoa	2007	Nagaon, Karimganj, N.C. Hills	200	5.80	0.00	0	0	0
91	Manab Sewa Sangha	2007	Kamrup	200	6.00	0.60	0	0	0
92	Dikrong Valley Environment & Rural Development Society	2008	Lakhimpur District	50	1.45	0.15	0	0	0
93	Ajgar Social Circle	2008	Goalpara	500	14.15	1.42	0	0	0
Ongoing Total Projects		93		11720	279.04	103.52	9816	9347	4483
Completed/Closed Projects		28		3550	59.70	52.05	5749	5280	3290
TOTAL		121		15270	338.75	155.57	15565	14627	7773
Manipur									
1	Peoples Education for Awareness and Community Empowerment Organisation	2003	Imphal East, West, Bishnupur and Thoubal districts	50	0.90	0.58	50	32	32
2	Diocesan Social Service Society	2004	Chandel and Tamenglong	50	1.00	0.86	157	50	50
Ongoing Total Projects		2		100	1.90	1.44	207	82	82
Completed/Closed Projects		0		0	0.00	0.00	0.000	0.000	0.000
TOTAL		2		100	1.90	1.44	207	82	82
Meghalaya									
1	MYRADA/ 93(2)	1994	West Khasi Hills	40	5.10	5.10	35	35	35
2	FMA-Outreach for underprivileged Women and Children	2004	East Khasi, West Khasi, West Garo hills and Jaintia Hills	50	1.00	0.56	99	82	18
3	New Rompa Mebit Club	2004	West and South Gari Hill	100	2.00	0.40	57	25	0
4	Bakdil	2006	East Garo Hills district	25	0.75				
5	FMA-Outreach for underprivileged Women and Children	2008	West Khasi, West Garo Hills & Jantia Hills	100	5.00				
Ongoing Total Projects		5		315	13.85	6.06	191	142	53
Completed/Closed Projects		0		0	0.00	0.00	0.000	0.000	0.000
TOTAL		5		315	13.85	6.06	191	142	53
Arunachal Pradesh									
1	Yuva Vikash Sanghatan	2003	West Siang	30	0.51	0.36	30	30	10
2	Future Generation Arunachal	2004	Papumpare	25	0.50	0.10	25	5	0
3	Future Generation Arunachal	2004	Papumpare	25	0.50	0.10	25	5	0
4	Action Aid Society Arunachal	2006	NA	25	0.75	0.13	18	15	2
Ongoing Total Projects		4		105	2.26	0.69	98	55	12
Completed/Closed Projects		0		0	0.00	0.00	0	0	0
TOTAL		4		105	2.26	0.69	98	55	12



STATEMENT – IX - A (Contd.)

(Amount Rs. Lakh)

Sl. No.	AGENCY	Year of sanction	Districts to be covered	No. of SHGs to be promoted and credit linked	Amt. sanctioned	Progress made as on 31 March 2008			
						Total amount released	No. of SHGs promoted	No. of SHGs with SB A/cs	No. of SHGs credit linked
Tripura									
1	Tripura Adibashi Mahila Samity	2003	West Tripura dist	100	1.60	0.32	68	69	0
2	Jana Unnayan Samithi Tripura	2003	West Tripura, South Tripura, Dhalai Tripura and North Tripura districts	100	2.00	0.40	100	100	32
3	Borok Mothers' Society	2004	West Tripura	100	2.00	0.40	100	100	63
Ongoing Total Projects		300		5.60	1.12	268	269	95	
Completed/Closed Projects		300		5.60	1.12	268	269	95	
TOTAL		600		11.20	2.24	536	538	190	
Mizoram									
1	Community Development Action and Reflection	2004	Serchhip	12	0.24	1.85	89	89	89
2	Zonu Welfare Society	2004	Champhal and Aizwal	12	0.24	0.12	12	12	0
3	Community Development Action and Reflection	2006	Champhai	12	0.24	0.00	0	0	0
4	Community Development Action and Reflection	2006	Champhai	65	1.95	0.00	0	0	0
5	Mizoram Mahila Sanghatan	2006	All districts	45	0.73	0.15	45	45	0
6	Sacred Heart Society	2007	Mizoram	100	3.00	0.30	0	0	0
Ongoing Total Projects		6		246	6.40	2.41	146	146	89
Completed/Closed Projects		0		0	0.00	0.00	0.000	0.000	0.000
TOTAL		6		246	6.40	2.41	146	146	89
Sikkim									
1	Tumin Shivalian Club	2003	East Sikkim	10	0.20	0.06	10	6	0
2	Nawa Samaj Polok	2005	South Sikkim	10	0.20	0.10	10	10	0
3	NCUI	2005	South Sikkim	10	0.20	0.10	10	10	0
4	Gram Vikas Sanghtan	2005	East Sikkim	10	0.20	0.10	24	10	0
5	RGVN	2005	South Sikkim	10	0.20	0.10	10	10	0
6	Pacific club	2005	South Sikkim	5	0.10	0.01	5	5	0
7	Kewzing Youth Club	2006	South Sikkim	10	0.20	0.10	10	0	0
Ongoing Total Projects		7		65	1.30	0.56	79	51	0
Completed/Closed Projects		0		0	0.00	0.00	0	0	0
TOTAL		7		65	1.30	0.56	79	51	0
ONGOING TOTAL PROJECTS REGION - B		89		9001	245.05	62.63	4788	4543	1429
COMPLETED/CLOSED PROJECTS - REGION B		31		3850	65.30	53.17	6017	5549	3385
TOTAL REGION B		120		12851	310.35	115.80	10805	10092	4814
C. EASTERN REGION									
Bihar									
1	Avidya Vimukti Sansthan	2000	Bodhgaya	67	0.72	0.72	88	88	68
2	Samagra Sewa Kendra	2000	Gaya	100	1.00	1.00	140	140	101
3	Matadeen Mahila Manch	2000	Muzafarpur	100	1.00	0.47	179	179	111
4	Gram Nirman Mandal	2000	Nawadah	100	1.00	0.20	75	75	0
5	Parivartan Vikas Rohtas	2000	Rohtas	100	1.00	1.00	123	123	122
6	Gramin Vikas Sansthan	2000	Gaya	100	1.00	1.00	138	110	110
7	Samajik Shodh Evam Vikas Kendra	2000	East Champaran	200	2.00	0.00	0	0	0



STATEMENT – IX - A (Contd.)

(Amount Rs. Lakh)

Sl. No.	AGENCY	Year of sanction	Districts to be covered	No. of SHGs to be promoted and credit linked	Amt. sanctioned	Progress made as on 31 March 2008			
						Total amount released	No. of SHGs promoted	No. of SHGs with SB A/cs	No. of SHGs credit linked
8	Bhojpur Sampurn Saksharta Abhiyan	2001	Bhojpur	100	1.00	0.20	135	135	14
9	Patna Notre Dame Sisters Society	2001	East Champaran	140	2.10	1.94	150	150	106
10	Gramin Samaj Kalyan Sansthan	2001	Samastipur	60	0.60	0.60	103	103	66
11	Mahila Silai Prashikshan Sah Utpadan Kendra	2001	Samastipur	60	0.60	0.60	71	65	60
12	Gramyasheel	2001	Supaul	50	0.50	0.42	137	137	60
13	Jan Jagaran Sansthan	2001	Nalanda	100	1.00	0.20	33	33	0
14	Rachna	2001	Madhubani	100	1.00	0.24	101	101	0
15	Krishak Vikas Samiti	2001	East Champaran	100	1.20	1.20	155	155	100
16	Avidya Vimukti Sansthan	2001	Gaya	200	2.00	1.89	236	236	205
17	Darpan Sarovodaya Vikas Sansthan	2001	Gaya	100	1.00	0.61	150	150	86
18	Reshma Gramin Vikash Sangh	2002	Jehanabad	100	1.01	0.00	0	0	0
19	Akhil Gramin Yuwa Vikash Samiti	2002	Muzaffarpur	100	1.80	0.36	91	91	8
20	Bihar Dalit Vikas Samiti	2002	Jahanabad	100	1.72	0.00	48	48	0
21	NIDAN	2002	Patna	250	4.70	4.55	324	324	324
22	Gramyasheel	2003	Supaul	200	3.54	3.54	200	200	200
23	Nari Shishu Jagruti Kendra	2003	Samastipur	100	1.63	0.33	71	59	14
24	Akhil Bharatiya Jan Kalyan Parishad	2003	West Champaran	50	0.79	0.16	28	28	0
25	Nav Bharati Kala Manch	2003	Saran	100	1.00	0.20	100	82	25
26	Kanchan Seva Ashram	2003	Muzaffarpur	100	1.20	1.04	187	109	62
27	Jan Kalyan Vikas Sansthan	2003	Saran	100	1.00	0.20	51	35	19
28	Samagra Vikas Sanstha	2003	West Champaran	100	1.02	0.20	100	72	45
29	Bharatiya Manav Vikas Sansthan	2003	West Champaran	100	1.80	0.00	17	17	4
30	Kanti Sri Sewa Samiti	2003	Madhubani	75	0.94	0.09	65	15	0
31	Resource Development and Management Organisation	2003	West Champaran	50	0.90	0.78	69	50	40
32	Gram Punarnirman Kendra	2003	Supaul	100	1.14	0.11	0	0	0
33	Krishak Vikas Samiti	2003	East Champaran	100	1.77	1.77	100	100	100
34	Birsa Ambedkar Educational Trust	2003	Purnea	100	1.65	1.65	100	100	100
35	Priyanka Swarojgar Prashikshan Sansthan	2003	Aurangabad	100	1.42	1.07	100	100	70
36	Avidya Vimukti Sansthan	2004	Gaya	300	5.40	2.39	300	141	120
37	Samagra Seva Kendra	2004	Gaya	200	3.56	2.78	205	205	98
38	Darpan Sarvodaya Vikas Sansthan	2004	Gaya	150	2.38	1.96	150	150	91
39	Association for Sarva Seva Farms	2004	Jamui and Munger	200	3.12	0.28	150	150	120
40	Pandit Shree Ram Sharma Sewa Sansthan	2004	Gopalganj	100	1.65	0.61	100	100	50
41	Sewa Bharat	2004	Munger	100	1.65	0.00	0	0	0
42	Antodaya Lok Karyakram	2004	West Champaran	30	0.48	0.22	52	48	6
43	DEEP	2004	West Champaran	30	0.48	0.05	0	0	0
44	Nari Jirnodhar and Chetana Sansthan	2004	West Champaran	30	0.48	1.12	70	70	70
	Additional grant assistance	2007		40	0.64				
45	Van Vikash Bharati	2004	West Champaran	30	0.48	1.25	78	78	48
	Additional grant assistance to NGOs which credit linked more than the targeted groups			48	0.77				
46	Srijan Sansthan	2004	West Champaran	30	0.48	0.05	18	0	0
47	Berojgar Sangh	2004	West Champaran	30	0.48	0.19	57	30	0
48	Champaran Sarnarhi Vikash Samiti	2004	West Champaran	30	0.48	0.22	30	30	6
49	Sanmarg' Samaj Evam Paryavaran Vikash Sangathan	2004	West Champaran	30	0.48	1.02	64	64	64
	Additional grant assistance to NGOs which credit linked more than the targeted groups			34	0.54				



STATEMENT – IX - A (Contd.)

(Amount Rs. Lakh)

Sl. No.	AGENCY	Year of sanction	Districts to be covered	No. of SHGs to be promoted and credit linked	Amt. sanctioned	Progress made as on 31 March 2008			
						Total amount released	No. of SHGs promoted	No. of SHGs with SB A/cs	No. of SHGs credit linked
50	Better World Mission	2004	West Champaran	30	0.48	1.55	97	97	97
	Additional grant assistance to NGOs who credit linked more than the targeted groups	2007		67	1.07				
51	Prajapati Mishra Shikshan Evam Vikash Sansthan	2004	West Champaran	30	0.48	0.36	37	37	22
52	Bahujan Hitay Amar Jyoti	2004	West Champaran	30	0.48	0.07	5	5	0
53	Lok Vikash Kendra	2004	West Champaran	30	0.48	0.05	0	0	0
54	Sarvodaya Pustakalya Shikshan Evam Vikas Sanstha	2004	West Champaran	30	0.48	0.48	56	56	56
55	Diyara Jan Jagaran Samiti	2004	West Champaran	30	0.48	0.12	18	8	8
56	Champaran Vikash Sansthan	2004	West Champaran	30	0.48	0.48	72	72	72
57	Vanvashi Seva Kendra	2004	West Champaran	30	0.48	0.05	7	0	0
58	Indian Institute of Yoga, Research and Handicapped Welfare Society	2004	West Champaran	30	0.48	0.80	50	50	50
	Additional grant assistance to NGOs which credit linked more than the targeted groups	2007		20	0.32				
59	Rural Development of India	2004	West Champaran	30	0.48	0.08	17	6	0
60	Akancha Foundation	2004	West Champaran	30	0.48	0.48	50	30	30
61	Bharatiya Gramin Vikash Samiti	2004	West Champaran	30	0.48	0.10	15	5	5
62	Nav Jagriti	2004	Saran	100	1.60	1.34	108	82	70
63	Institute of Khadi, Agriculture and Rural Development	2004	Saran	100	1.50	1.35	118	118	102
64	Voluntary Action for Research Development and Networking	2004	Saran	100	1.70	1.48	100	100	72
65	Akhil Bhartiya Harijan Adivasi Vikas Sangh	2004	Vaishali and East Champaran	200	3.09	0.31	44	39	39
66	Bal Mahila Kalyan	2004	Kisanganj and Katihar	150	2.70	0.27	65	65	43
67	Ujwal Mahila Samiti	2004	NA	50	1.00	0.70	50	50	15
68	Sahitya Kala Manch	2004	NA	50	1.00	0.20	0	0	0
69	Magadh Vikas Bharti	2004	Gaya	50	1.00	1.03	50	50	26
70	Vaishali Area Small Farmers' Association	2004	Muzaffarpur	50	1.00	0.41	21	21	1
71	Democratic Peoples' Organisation	2004	NA	50	1.00	0.45	52	22	7
72	Sharda Shilp Kala Prashikshan	2004		50	1.00	0.48	58	43	29
73	Samagra Vikas Samiti	2004		50	1.00	0.20	0	0	0
74	Ayodhya Lal Kala Niketan	2004		50	1.00	0.84	62	52	50
75	Serva Sewa Sahyog Samiti	2004	Khaira	50	1.00	0.63	39	39	23
76	SWAYAMSIDDHA	2004	Bhojpur	50	1.00	0.59	65	40	12
77	Serva Sewa	2004	Begusarai	50	1.00	0.70	50	50	32
78	Mandan Bharati Jagriti Samaj	2005	Supaul	50	1.00	0.97	50	50	45
79	TASFRAPA	2005	East Champaran	50	1.00	0.90	50	50	50
80	NIRDESH	2005	East Champaran	50	1.00	0.20	50	50	0
81	Mobile Theatre	2005	Munger	50	1.00	0.20	15	15	0
82	VIVEK	2005	Patna	50	1.00	0.67	50	43	11
83	Surchi Kala Kendra	2005	Nawada	50	1.00	0.62	55	40	4
84	Mukti Niketan	2005	Begusarai	50	1.00	0.20	50	50	12
85	Rupam Pragati Samaj Samiti	2005	Khagaria	50	1.00	0.70	50	50	4
86	Sakhi Ree Mahila Vikas Sansthan	2005	Siwan	50	1.50	0.15	10	2	0
87	Prayas Juveile and Centre Society	2005	Samastipur	100	3.00	0.54	42	42	5
88	Gulab Sevashram	2005	Muzaffarpur	50	1.50	0.71	50	50	12



STATEMENT – IX - A (Contd.)

(Amount Rs. Lakh)

Sl. No.	AGENCY	Year of sanction	Districts to be covered	No. of SHGs to be promoted and credit linked	Amt. sanctioned	Progress made as on 31 March 2008			
						Total amount released	No. of SHGs promoted	No. of SHGs with SB A/cs	No. of SHGs credit linked
89	Krishak Vikas Samiti	2005	East Champaran	300	7.59	4.06	300	300	243
90	Birsa Ambedkar Educational Trust	2005	Madhepura	100	3.00	1.97	90	90	64
91	People's Association for Research and Development	2005	—	50	1.50	0.30	25	19	1
92	Avidya Vimukti Sansthan	2005	Vaishali	50	1.50	0.41	40	38	0
93	Savla Nirman Samiti	2005	Samastipur	50	1.50	0.15	44	32	0
94	Mahila Jagran Pariwar	2005	Bhagalpur	50	1.50	0.25	39	14	0
95	DISHA [Gramin Vikas Manch]	2005	Bhagalpur and Banka	50	1.50	0.15	23	13	0
96	Nai Dharti	2005	—	25	0.75	0.29	25	25	16
97	Institute for Dev.Ed. and Action	2006	East Champaran	50	1.50	1.14	52	38	17
98	Rashtriya Jan Kalyan Samiti	2006	Begusarai	50	1.50	0.15	22	22	0
99	Gyan Seva Bharti Sansthan	2006	Supaul	50	1.50	0.15	21	21	1
100	Bihar Water Development Society	2006	Buxar	50	1.50	0.68	50	50	0
101	Charavak Socio Economic Development Trust	2006	Khagaria	50	1.50	0.15	50	2	0
102	Mahila Vikas Evam Jan Jagriti Manch	2006	Gopalganj	30	0.90	0.23	30	31	6
103	Rozi Roti Sewa Sansthan	2006	Gaya	30	0.90	0.09	0	0	0
104	Vivekanand Swayamsevi Sansthan	2006	Begusarai	50	1.50	0.15	0	0	0
105	Dalit Sewa Sansthan	2006	Muzaffarpur	50	1.50	0.15	0	0	0
106	IIFCO Foundation	2006	Khagaria	50	1.50	0.15	0	0	0
107	Indian Rural Association	2006		50	1.50	0.15	18	2	0
108	Naugachia Jan Vikas Lok Karyakaram	2006		50	1.50	0.61	50	45	0
109	Divya Sillai Prakshikshan Kendra	2006		50	1.50	1.23	63	63	50
110	Angika Mahila Vikas	2006		30	0.90	0.15	16	16	0
111	Youth Applied in Sering the Helpless	2006		50	1.50	0.38	53	53	0
112	Magadh Vikas Bharti	2006	Gaya	50	1.50	1.03	50	50	26
113	Azad India Foundation	2006	Pothla	50	1.50	0.15	0	0	0
114	Academy for Root Development	2006	Guraru	50	1.50	0.20	32	10	0
115	Purnea Zilla Samagra Vikas Parishad	2006	Kishanganj	50	1.50	0.15	0	0	0
116	Patilputra Vidyapeeth	2006	Gogri	50	1.50	0.15	0	0	0
117	Disha Vihar	2006		30	0.90	0.09	35	17	0
118	Sarva Kalyan Sansthan	2006		50	1.50	0.15	18	10	0
119	Sudama Jan Vikas Ashram	2006		25	0.75	0.00	0	0	0
120	Shivam Bihar Jan Kalyan Samiti	2006		50	1.50	0.15	0	0	0
121	Grameen Vikas Samiti	2006		50	1.50	0.36	27	24	0
122	Sarvodaya Vikas Manch	2006		50	1.45	0.62	54	54	20
123	Nav Vikas Ganga	2006		25	0.75	0.08	20	14	0
124	Sarva Sewa Sahyog Samiti	2006		50	1.50	0.00	40	32	0
125	Humanity and Social Foundation	2006		50	1.50	0.08	12	0	0
126	Gandhi Golden Trust	2006		30	0.90	0.09	30	0	0
127	Vatsa Bharti	2006		50	1.50	0.36	18	18	9
128	Sarvodaya Krishak Sewa Sawalambi Sahakari Samiti	2006		50	1.50	0.00	30	18	1
129	Janpat Grameen Sewa Sansthan	2006		50	1.50	0.15	30	27	0
130	Triveni Darpan	2006	Barachetti	30	0.90	0.72	30	30	30
131	VEECAT	2006		50	1.50	0.75	65	64	56
132	Bihar Sewa Sansthan	2006		50	1.50	0.29	72	32	0
133	MITRASHRAY	2006	Patna	50	1.50	0.64	50	30	11
134	Aapka Sahara	2006	Saran	25	0.75	0.08	25	25	1
135	Shikshit Berozgar Navyuvak Sangh Samiti	2006	Madhubani	30	0.90	0.09	0	0	0



STATEMENT – IX - A (Contd.)

(Amount Rs. Lakh)

Sl. No.	AGENCY	Year of sanction	Districts to be covered	No. of SHGs to be promoted and credit linked	Amt. sanctioned	Progress made as on 31 March 2008			
						Total amount released	No. of SHGs promoted	No. of SHGs with SB A/cs	No. of SHGs credit linked
136	Samagra Jan Akansha Seva Sansthan	2006		50	1.50	0.15	0	0	0
137	Jan Vikas Samiti	2006	Jamui	50	1.50	0.15	0	0	0
138	Nav Bihar Samaj Kalyan Pratishthan Kendra	2006	Nalanda	50	1.50	0.15	32	18	4
139	Kamakshi Mahila Manch	2006	Munger	50	1.50	0.15	11	0	0
140	Nirmal Mahila Vikas Kendra	2006	Banka	50	1.50	0.15	29	16	0
141	Vishnu Samaj Kalyan Pratishthan	2006	Muzzafarpur	50	1.50	0.27	57	26	0
142	Ramgouri Sewa Sansthan	2006	Nawada	50	1.50	0.28	50	28	0
143	Karpuri Jan Kalyan Ewam Sewa Sansthan	2006	Siwan	50	1.50	0.15	58	46	0
144	Mani Bal Vidyalaya	2006	Saharsa	50	1.50	0.15	0	0	0
145	Ram Dulari Gramin Samajik Sewa Sansthan	2006	Gopalganj	50	1.50	0.15	42	28	2
146	Gram Didi	2006	Bhagalpur	50	1.50	0.15	15	4	0
147	B. Chand Foundation	2006	Katihar	30	0.90	0.09	0	0	0
148	Sakshi Mahila Swarozgar Evam Bal Utthan Sewa Sansthan	2007	Gopalganj	50	1.50	0.15	0	0	0
149	Kisan Bharti	2007	Darbhanga	50	1.50	0.15	0	0	0
150	Sahbhagi Mahila Ashram	2007	W. Champaran	30	0.90	0.15	0	0	0
151	Sewa Bhart Sewapuri	2007	Banka	50	1.50	0.79	50	50	14
152	Ashish Gramathan Kalyan Sansthan	2007	Gopalganj	50	1.50	0.15	48	38	7
153	Parvatiya Adivasi Vikas Ashram	2007	Jamui	50	1.50	0.00	50	50	20
154	Shourya Shakti Sewa Samiti	2007	Bhagalpur	50	1.50	0.15	10	4	0
155	Champa Aranya Khadi Gramodyog Sanstha	2007	W. Champaran	50	1.50	0.00	0	0	0
156	Bharatiya Manav Vikas Sansthan	2007	Jamui	50	1.50	0.00	30	12	0
157	Prem Youth Foundation Trust	2007	Patna	50	1.50	0.15	50	5	0
158	Mahila Silai Prashikshan Sah Utpadan Kendra	2007	Sambalpur	50	1.50	0.23	27	18	0
159	Mithila Mahila Kalyan Samiti	2007	Saharsa	50	1.50	0.15	0	0	0
160	Lok Prabhat	2007	Nawada	50	1.50	0.15	0	0	0
161	Bihar Water Development Society	2007	Patna	300	9.00	0.90	0	0	0
162	Brotherhood Trust	2007	Patna	160	4.80	0.48	0	0	0
163	NIDAN	2007	Patna	500	15.00	2.24	124	123	9
164	Kishore Kala Kunj	2007	Saran	25	0.75	0.08	0	0	0
165	MUSKAN	2007	Jehanabad	50	1.50	0.21	31	11	0
166	Creation Welfare Society	2007	Muzaffarpur	50	1.50	0.00	0	0	0
167	Institute for Professional Management	2007	Madhubani	50	1.50	0.15	0	0	0
168	Prakhand Harijan Sudhar Sangh	2007	Madhubani	50	1.50	0.15	0	0	0
169	Organisation for Socio Economic and Rural Development (OSERO)	2007	Gaya	50	1.50	0.00	0	0	0
170	Foundation for Human Development	2007	Bhagalpur	50	1.50	0.15	0	0	0
171	Gramodhar Swayam Sahayta Samooh Vikas Manch	2007	Bhagalpur	30	0.90	0.09	0	0	0
172	Navnirman Samaj Vikas Sansthan	2007	Purnia	50	1.50	0.00	0	0	0
173	Vanchit Kalyan Parishad	2007	Arwal	50	1.50	0.15	0	0	0
174	Milli Education & Welfare Society	2007	Kishanganj	50	1.50	0.00	0	0	0
175	Mahila Silai Bunai Kendra Samiti	2007	Bhagalpur	50	1.50	0.15	0	0	0
176	Gopalganj Zila Khadi Gramodyog Sangh	2007	Gopalganj	50	1.50	0.00	0	0	0
177	NEEDS	2007	Banka	50	1.28	0.13	0	0	0
178	Bajrang Yuva Sansthan	2007	Sitamarhi	50	1.50	0.15	0	0	0
179	Samajik Vikas Sansthan	2007	Nawada	50	1.50	0.15	0	0	0



STATEMENT – IX - A (Contd.)

(Amount Rs. Lakh)

Sl. No.	AGENCY	Year of sanction	Districts to be covered	No. of SHGs to be promoted and credit linked	Amt. sanctioned	Progress made as on 31 March 2008			
						Total amount released	No. of SHGs promoted	No. of SHGs with SB A/cs	No. of SHGs credit linked
180	Ban Vikas Bharti	2007	West Champaran	50	1.50	0.15	0	0	0
181	Mahila Shakti Bachal Evam Sakh Swablambi Sahyog Samiti Ltd.	2007	Madhubani	30	0.90	0.00	0	0	0
182	Swayamsiddha Mahila Vikas Swablambi Sehkari Samiti Ltd.	2007	Katihar	50	1.50	0.00	0	0	0
183	Koshi Kamla Welfare Society	2007	Madhubani	50	1.50	0.15	0	0	0
184	Mandan Bharti Jagriti Samaj	2007	Supaul	50	1.50	0.15	0	0	0
185	Talhagat Welfare Society	2007	Nalanda	50	1.50	0.15	0	0	0
186	Lalmani Memorial Sansthan	2007	Madhubani	50	1.50	0.15	0	0	0
187	Janseva International Social & Welfare Organisation	2007	Sitamarhi	50	1.50	0.00	0	0	0
188	Arunodaya Sewa	2007	Purnea	50	1.50	0.00	0	0	0
189	Mahila Udyog Kendra	2007	Sheikhpura	50	1.50	0.00	0	0	0
190	Jan Vikas Samiti	2007	Saran	50	1.50	0.00	0	0	0
191	MANSI	2007	Vaishali	50	1.50	0.00	0	0	0
192	Sacred Heart Action for People Empowerment	2007	West Champaran	200	6.00	0.00	0	0	0
193	Divya Silai Prashikshan Kendra (DSPK)	2007	Samastipur	200	6.00	0.00	0	0	0
194	Mithila Sewa Samiti	2007	Madhubank	50	1.50	0.00	0	0	0
195	Nav Chetna Vikas	2007	Nawada	50	1.50	0.00	0	0	0
196	Simran Nirankar Sewa Sansthan	2007	Nawada	50	1.50	0.15	0	0	0
197	Samadhan Kendra	2007	Vaishali	50	1.50	0.00	0	0	0
198	Akhil Bhartiya Jan Kalyan Samiti	2007	Siwan	50	1.50	0.15	0	0	0
199	Jyoti Krishak Vikas Sansthan	2007	Nawada	50	1.50	0.15	0	0	0
200	Jan shakti Sewa Samiti	2007	Nawada	50	1.50	0.15	0	0	0
201	Magadh Vikas Bharti	2007	Gaya	50	1.50	0.00	0	0	0
202	PRAYASRAT	2007	Vaishali	100	3.00	0.00	0	0	0
203	NEEV	2007	Islampur	50	1.50	0.00	0	0	0
204	R.M.T. Sarvodaya	2007	Dumra	50	1.50	0.00	0	0	0
205	Comprehensive Health and Rural Development Society (CHARDS)	2007	Motihari	50	1.50	0.00	0	0	0
206	Deen Evam Mahila Vikas Kendra	2007	Dumri Katsari	50	1.50	0.00	0	0	0
207	Prabhat Kiran Sansthan	2007	Nardiganj	50	1.50	0.00	0	0	0
208	Mata Kriti Vikash Kendra	2007	Bankatwa	50	1.25	0.00	0	0	0
209	Sacred Heart Sister's Society	2007	Motihari	50	1.50	0.00	0	0	0
210	Mahila Vikas Samiti	2008	Nawada	50	1.50				
211	Sankalp Jyoti	2008	Patna	50	1.50				
212	Gramin Vikas Vahini	2008	Lakhisarai	50	1.50				
213	Radhagopal Jan Kalyan Sewa Sansthan	2008	Buxar	50	1.50				
214	Panah Ashram	2008	Munger	30	0.90				
215	Creative Education and Socia Welfate Organisation	2008	Purnea	50	1.50				
216	Priyanka Swarozgar Prashikshan Sansthan	2008	Aurangabad	50	1.50				
Ongoing Total Projects		216		14856	336.95	92.23	9080	7861	4505
Completed/Closed Projects		35		2646	36.72	28.97	2851	2710	2201
TOTAL		251		17502	373.68	121.20	11931	10571	6706
Jharkhand									
1	Jago Mahila Jagruti Kendra	2000	Hazaribagh	300	2.80	2.80	300	300	300
2	Maulana Azad Samajik Evam Shaikshanik Parishad	2000	Deoghar	180	1.75	0.64	150	150	110
3	Aanteeka	2000	Deoghar	30	0.33	0.15	18	15	4



STATEMENT – IX - A (Contd.)

(Amount Rs. Lakh)

Sl. No.	AGENCY	Year of sanction	Districts to be covered	No. of SHGs to be promoted and credit linked	Amt. sanctioned	Progress made as on 31 March 2008			
						Total amount released	No. of SHGs promoted	No. of SHGs with SB A/cs	No. of SHGs credit linked
4	Gramin Dalit Kalyan Samiti	2000	Deoghar	100	0.43	0.35	100	100	100
5	Lokprena		Dumka and Pakur	90	1.00	0.80	90	90	90
6	Needs		Deoghar	200	0.76	0.00	0	0	0
7	Prayas	2000	East Singhbhum	50	0.50	1.00	100	100	100
8	Lohardagga Gram Swarajya Sansthan	2001	Lohardaga	200	2.00	2.00	200	200	200
9	Pragatisheel Yuva Kendra	2001	Giridih	150	1.50	0.41	90	64	26
10	Animation Rural Outreach Service	2001	Gumla	100	1.00	0.13	0	0	0
11	Society for Advancement in Tribes Health, Education and Environment	2001	Godda	50	0.50	0.00	0	0	0
12	Soc. for Upliftment of People with People Orgn. and Rural Tech.	2001	Hazaribagh	90	0.90	0.89	90	90	90
13	Mahila Mandal	2001	Chatra	100	0.95	0.93	100	100	100
14	Rural People's Awareness and Youth Action in India	2001	Bokaro	150	1.50	0.51	125	44	43
15	Prog. for Rural Actions and Youths Assn. for Social Service	2001	Hazaribagh	100	1.00	1.00	100	100	100
16	Chotanagapur Sanskritik Sangh	2001	Ranchi	60	0.72	0.47	51	51	11
17	Aragati	2002	Hazaribagh	100	1.20	1.19	100	100	100
18	Jan Jagaran Kendra	2002	Bokaro	50	0.79	0.32	50	26	12
19	Prajwaleet Vihar	2002	Ranchi	100	1.68	1.64	100	100	100
20	Karra Soc. for Rural Action	2002	Ranchi	100	1.50	0.86	100	84	45
21	Socio-Economic Development Programme	2003	Giridih	100	1.37	0.54	84	52	2
22	Alternative for India Development	2003	Giridih	100	1.60	0.39	134	48	0
23	Bihar Pradesh Yuva Parishad	2003	Palamau and Latehar	125	1.63	1.17	125	125	125
24	Sahayogi Mahila	2003	Saraikela Kharswan	100	1.80	0.84	100	43	18
25	Jago Mahila Jagriti Kendra	2003	Giridih	100	1.00	0.35	100	90	83
26	Soc. for Upliftment of People with People Orgn. and Rural Tech.	2003	Hazaribagh	150	2.66	1.71	150	124	29
27	Kolhan Mahila Sanghathan	2003	West Singhbhum	200	3.60	0.72	200	130	53
28	Dalit Uthan Samiti	2003	Deogarh	40	0.60	0.12	33	13	0
29	Rajiv Gandhi Memorial Trust	2003	Hazaribagh	100	1.65	1.65	100	100	100
30	Adivasi and Banvasi Vikas Samiti	2003	Deogarh	100	1.55	1.53	100	100	100
31	Mahila Kalyan Samiti	2003	Bokaro	100	1.32	0.80	100	100	0
32	Janaki Foundation	2003	Sareikela Kharsawan	100	1.80	0.36	25	0	0
33	Mahila Mandal	2003	Chatra	150	2.64	2.60	150	150	150
34	Badlao Foundation	2004	Jamtara and Dumka	200	3.50	3.50	200	200	200
35	Santhal Pargana Antodaya Ashram	2004	Dumka	100	1.70	1.44	100	100	100
36	Adithi	2004	Dumka	100	1.70	0.76	100	53	20
37	Tata Steel Rural Development Society	2004	Dhanabad	150	2.70	0.86	39	39	0
38	Women and Child Development Centre	2004	Palamau	200	3.22	0.64	0	0	0
39	Dr. Bhimrao Ambedkar Shiksha Sansthan	2004	Dhanbad	150	2.78	1.20	70	70	0
40	Singhbhum Gram Udyog Vikas Sansthan	2004	West Singhbhum	100	1.65	0.33	30	30	0
41	Bharatiya Jan Jagriti Kendra	2004	Hazaribagh	50	0.95	0.19	0	0	0
42	Seemanchal Jan Kalyan Samiti	2004	Bokaro	50	0.85	0.85	50	50	50
43	Gramin Vikas Trust	2004	Singhbhum	50	0.95	0.19	42	0	0
44	Bananchal Antyodaya Mahila Vikas Sangh	2004	Deogarh	50	0.95	0.19	50	50	27
45	Gramin Vikas Trust	2004	Sareikela-Kharswan	50	0.95	0.19	42	0	0
46	Prabala Samaj Sevi Sansthan	2004	Jamtara	50	0.95	0.19	50	48	21
47	Jay Vasundhara	2004	Deogarh	50	0.95	0.48	50	48	3
48	Centre for Development	2004	Gumla	50	0.89	0.18	42	19	0



STATEMENT – IX - A (Contd.)

(Amount Rs. Lakh)

Sl. No.	AGENCY	Year of sanction	Districts to be covered	No. of SHGs to be promoted and credit linked	Amt. sanctioned	Progress made as on 31 March 2008			
						Total amount released	No. of SHGs promoted	No. of SHGs with SB A/cs	No. of SHGs credit linked
49	Sree Amar Sanskar Kalyan Kendra	2005	Bokaro	50	0.95	0.19	50	50	14
50	Lifetech Dev. Institution Trust	2005	Dhanabad	50	0.94	0.45	50	36	15
51	Adivasi Krishak Mahila Kalyan Samiti	2005	Lohardagga	50	0.95	0.51	50	49	0
52	Chetna Women Resource and Training Centre	2005	Ranchi	15	0.30	0.30	15	15	15
53	Village Improvement through Community Action and Strategy	2005	W.Singhbhum	50	1.00	0.62	50	50	25
54	Jagrit Mahila Mandal	2005	Palamau	50	1.00	0.47	50	49	0
55	RAHAT	2005	Deoghar	25	0.50	0.19	25	25	8
56	Helpline Foundation	2005	Bokaro	50	0.95	0.19	17	8	0
57	Jan Chetna Manch	2005	Bokaro	100	2.50	1.17	100	79	21
58	Rajiv Gandhi Memorial Trust	2005	Hazaribagh	150	3.75	1.91	150	113	113
59	Mahila Mandal	2005	Chatra	250	6.63	3.60	242	242	160
60	Aragati	2005	Hazaribagh	70	1.00	0.67	70	70	39
61	Veer Gramin Vikas Kendra	2005	Lohardagga	45	1.00	0.10	0	0	0
62	Gramin Punarnirman Sahakarita Sansthan	2005	Gumla	45	1.00	0.10	45	28	0
63	MADAIT	2005	Ranchi	40	1.00	0.10	40	0	0
64	Krishi Gram Vikas Kendra	2005	Ranchi	50	1.30	0.13	50	50	10
65	Lohardagga Gram Swarajya Sansthan	2005	Lohardaga	200	5.00	1.20	200	114	24
66	Aragati	2005	Hazaribagh	150	3.90	1.00	150	50	23
67	Krishi Gram Vikas Kendra	2005	Palamu	100	2.60	0.52	100	67	21
68	Youth Unity for Voluntary Action	2005	E.Singhhum	50	1.25	0.16	50	33	0
69	Social Advancement and Human Integrated Association	2005	Bokaro	50	1.30	0.13	42	25	0
70	Vivek for Vikas	2005	Palamau	50	1.25	0.47	50	35	13
71	AROUSE	2005	Gumla	50	1.30	0.13	47	31	0
72	AINA	2005	Bokaro	50	1.25	0.56	50	50	6
73	Samaj Seva Sangh	2005	Giridih	50	0.53	0.05	15	15	0
74	IRA	2005	Dumka	50	1.25	0.13	33	15	0
75	Lok Deep	2006	Jamtara	100	2.50	0.25	17	11	6
76	SHARE	2006	Ranchi	50	1.30	0.13	0	0	0
77	Jan Lok Kalyan Parishad	2006	Sahibganj	50	1.35	0.00	0	0	0
78	Jan Kalyan Vikas Kendra	2006	Garhwa	50	1.35	0.14	0	0	0
79	Seemanchal Jan Kalyan Samiti	2006	Bokaro	50	1.30	0.61	50	45	37
80	Gramin Vikas Kalyan Kendra	2006	Dumka	50	1.25	0.74	50	27	27
81	Shramjevi Gram Mahila Samithi	2006	East Singhbhum	50	1.40	0.68	50	48	2
82	Sarvangin Gramin Vikas Samiti	2006	Tehri Garhwal	50	1.40	0.14	15	0	0
83	Shree Vishnu Sevashram Vidyapeeth	2006	Dhanbad	50	1.40	0.14	0	0	0
84	Gramin Vikas Samiti	2006	Giridh	50	1.30	0.67	50	45	19
85	Jeewan Jyoti	2006	Palamau	50	1.40	0.14	0	0	0
86	Rashtriya Jan Kalyan Vikas Parishad	2006	Palamau	50	1.40	0.14	0	0	0
87	Dumka Social & Educational Society	2006	Dumka	100	2.80	0.00	28	23	5
88	Mahila Jagriti Samiti	2006	Saraikela-Kharsawan	100	2.80	0.28	5	5	0
89	SAMADHAN	2006	Hazaribagh	50	1.28	0.13	12	0	0
90	Seva Bharti	2007	Ranchi	50	1.50	0.00	0	0	0
91	Mahila Sanshakti Sangthan	2007	Bokaro	50	1.40	0.14	21	8	0
92	SERVE-SEWA	2007	Hazaribagh	50	1.35	0.14	0	0	0
93	Bhartiya Manav Vikas Seva Sansthan	2007	Sahibganj	50	1.05	0.11	0	0	0
Ongoing Total Projects		93	8155	144.63	59.64	6169	5007	3215	
Completed/Closed Projects		11	1305	13.46	9.96	905	905	905	
TOTAL		104	9460	158.09	69.60	7074	5912	4120	



STATEMENT – IX - A (Contd.)

(Amount Rs. Lakh)

Sl. No.	AGENCY	Year of sanction	Districts to be covered	No. of SHGs to be promoted and credit linked	Amt. sanctioned	Progress made as on 31 March 2008			
						Total amount released	No. of SHGs promoted	No. of SHGs with SB A/cs	No. of SHGs credit linked
	Bhubaneswar								
	KBK Districts								
1	Prem	1995	Rayagada	175	0.58	0.58	308	308	308
2	Antodaya	1996	Kalahandi	35	0.32	118	118	118	
3	Vikalpa	1997	Bolangir	65	0.50	0.50	65	0	0
4	Parivartan	2000	Kalahandi	100	1.04	0.21	100	65	0
5	Sarvodaya Samiti	2000	Koraput	50	0.74	0.52	50	50	6
6	Dev. Agency for Poor and Tribal Awakening	2000	Kalahandi	100	1.04	0.82	100	100	28
7	Vikalpa	2000	Bolangir	100	1.00	1.00	100	100	100
8	Janashajya	2000	Kalahandi	100	1.08	0.80	100	83	41
9	Action Research for Health and Socio-Economic Dev. 93 (108)	2000	Bolangir	200	3.00	1.31	200	159	148
10	Seba Jagat	2000	Kalahandi	100	1.38	1.33	100	100	96
11	Centre for Youth and Social Development	2000	Koraput	60	0.90	0.18	60	60	26
12	South Orissa Vol. Assn.	2000	Koraput	70	0.98	0.77	70	70	26
13	Multi-Purpose Project Dev. Soc.	2000	Nabrangpur	50	0.75	0.75	50	50	50
14	Friends' Assn. for Rural Reconstruction	2000	Nuapada	100	0.96	0.80	100	100	43
15	Assn. for Dev. for Health Action in Rural Areas	2000	Bolangir	100	1.29	0.93	100	100	39
16	Netaji Yubak Sangha	2000	Bolangir	100	1.29	0.26	100	75	4
17	Integrated Development Society	2001	Koraput	74	1.00	0.20	71	71	45
18	Small and Marginal Farmers' Assn.	2001	Koraput	50	0.75	0.28	50	38	4
19	Lok Yojana	2001	Kalahandi	125	1.44	1.44	125	125	125
20	Boipariguda Kshetriya Samiti	2001	Koraput-KBK	60	0.90	0.00	0	0	0
21	Womens Orgn for Rural Development	2001	Koraput	50	0.80	0.80	50	50	50
22	Jeevandhara Women's Community Trust	2001	Kalahandi	120	1.50	1.50	120	120	120
23	Boringpadar Yubak Sangh	2001	Kalahandi	100	1.37	1.20	100	100	90
24	Lakshman Nayak Society for Rural Dev.	2001	Rayagada -KBK	50	0.89	0.87	50	50	48
25	Socio Economic Development Programme/ PG (BHU)	2002	Koraput and Nabrangpur	80	1.20	1.15	80	78	73
26	Sahid Laxman Nayak Development Soc.	2002	Malkangiri	75	1.27	1.27	75	75	75
27	Antodaya	2002	Kalahandi	60	0.90	0.84	60	60	48
28	Bharatee Bhavan Pathagar	2002	Sonepur	50	0.84	0.82	50	49	49
29	Jagarana	2002	Rayagada	50	0.79	0.79	50	50	50
30	Multi-Purpose Project Dev. Society	2002	Nabrangpur	75	1.04	0.97	70	66	66
31	Organisation for Social Change and Rural Development	2002	Malkangiri	100	1.80	1.71	100	100	90
32	Vikalpa	2003	Bolangir and Naupara	200	3.80	2.66	200	200	0
33	Lok Yojana	2003	Kalahandi	200	3.60	3.60	200	200	200
34	Democratic Action	2003	Nabrangpur	100	1.83	0.63	59	59	6
35	Kalahandi Association for Rural Re-construction and Total Awareness, Benefit of Youth Action	2003	Kalahandi	100	1.80	1.19	71	71	39
36	Global unit for Integrated Development Education	2003	Nabrangpur	200	3.60	3.60	200	200	110
37	Mahila Vikash	2003	Naupada	120	2.16	0.43	0	0	0
38	Sahid Laxman Nayak Development Soc.	2004	Korkonda and Malkangiri	150	2.70	2.60	150	150	137



STATEMENT – IX - A (Contd.)

(Amount Rs. Lakh)

Sl. No.	AGENCY	Year of sanction	Districts to be covered	No. of SHGs to be promoted and credit linked	Amt. sanctioned	Progress made as on 31 March 2008			
						Total amount released	No. of SHGs promoted	No. of SHGs with SB A/cs	No. of SHGs credit linked
39	Social Action for Rural Development	2004	Nabrangpur	100	1.80	1.75	100	100	94
40	Research Academy for Rural Enrichment	2004	Sonepur	100	1.55	0.61	34	33	12
41	Jeevandhara Women's Community Trust	2004	Kalahandi	80	1.44	1.44	80	80	80
42	Utkal Mani Yubak Sanga	2005	Kalahandi	50	0.94	0.00	0	0	0
43	Rural Institute for Human Advancement of India	2005	Bolangir	50	0.83	0.75	50	50	33
44	Indian Woman Development Society	2005	Nabrangpur	50	0.88	0.85	50	50	46
45	Sewa Niketan	2005	Kalahandi	50	0.95	0.88	50	50	37
46	Sahavagi Vikash Abhiyan	2005	Kalahandi	50	0.95	0.30	24	19	0
47	Antodaya	2005	Kalahandi	120	3.42	0.34	0	0	0
48	Jeevandhara Women's Community Trust	2005	Kalahandi	80	1.98	1.23	80	80	59
49	Society for Rural Upliftment and Socio Technological Institution	2005	Naupada	50	1.00	0.30	50	47	6
50	Gopabandhu Development Society	2006	Malkangiri	25	0.50	0.22	29	23	1
51	Nabrangpur District Social Welfare Action Group	2006	Nabrangpur	50	1.15	0.28	18	18	14
52	Assn. for Voluntary Action	2006	Nabrangpur	50	1.15	0.34	33	33	5
53	Social Upliftment and Judicious Action for Tribal Development	2006	Kalahandi	50	1.25	0.00	0	0	0
54	Harsha Trust	2006	Rayagada	50	1.00	0.10	0	0	0
55	Members Association for Development Action and Training	2006	Kalahandi	50	1.15	0.43	38	38	19
56	Utkal Minorities Weaker Sections Development Society	2006	Malkangiri	40	0.93	0.09	0	0	0
57	Swami Vivekananda Institute of Social Work and Allied Services	2006	Naupada	50	1.35	0.14	0	0	0
58	JAGARANA	2007	Rayagada	50	1.10	0.00	0	0	0
59	Agricultural Finance Corporation	2007	Kalahandi	50	1.50	0.00	0	0	0
60	Naba Yuba Samgatjam	2007	Keonjhar	50	1.40				
61	Society for Action Human Integration & Development	2007	Keonjhar	50	1.44	0	0	0	
62	Sahid Laxman Nayak Development Society	2007	Malkangiri	50	1.43	0.14	0	0	0
63	Lok Yojana	2007	Kalahandi	200	5.40	0.54	0	0	0
64	Sanjukta Yuba Sangathan	2007	Bargarh	50	1.40				
65	Gram Swaraj Vikas Samiti	2007	Sambalpur	50	1.35				
66	KIRANA	2007	Jharsuguda	50	1.13				
67	Jeevan Jyoti Society	2007	Sundargarh	50	1.30				
68	Society for the Welfare of Weaker section	2007	Nawarangpur	50	1.35	0.25	12	10	0
69	Bijupattanayak Club & Library	2007	Khurda	50	1.30				
70	Palli Mangal Seva Samiti	2007	Khurda	25	0.68				
71	Centre for Natural & Human Resource	2007	Bhadrak	50	1.12				
72	Society for Integrated Regional Development and Yeomen's Livelihood Improvement Activities	2007	Bhadrak	50	1.17				
73	Voluntary Initiative Network and Approach	2007	Jagatsinghpur	50	1.35				
74	Social Development Society	2007	Malkangiri	40	0.99	0.00	0	0	0
75	Centre for Innovation in Voluntary Action	2007	Rayagada	50	1.23	0.12			
Ongoing Total Projects - KBK		75		5854	103.66	50.38	4300	4081	2864
Completed/Closed Projects - KBK		18		1670	23.61	22.29	1738	1733	1692
TOTAL KBK Districts		93		7524	127.27	72.68	6038	5814	4556



STATEMENT – IX - A (Contd.)

(Amount Rs. Lakh)

Sl. No.	AGENCY	Year of sanction	Districts to be covered	No. of SHGs to be promoted and credit linked	Amt. sanctioned	Progress made as on 31 March 2008			
						Total amount released	No. of SHGs promoted	No. of SHGs with SB A/cs	No. of SHGs credit linked
	Bhubaneswar								
	Non-KBK Districts								
1	Palli Unnayan Parishad	1998	Khurda	100	1.87	0.00	0	0	0
2	Darbar Saahitya Sansad	1998	Khurda, Puri and Cuttack	210	1.19	1.15	210	210	189
3	Samanvita GUS	1994	Kandamahal	300	0.00	0.00	310	0	172
4	Dulal	1998		—	0.15	0.00	0	0	0
5	Collective Initiation for Social Solidarity		Hindol	50	0.75	0.75	50	50	50
6	Dhakotha Jubak Sanga	2000	Keonjhar	100	1.50	1.50	100	100	100
7	Manav Adhikar Seva Samiti	2000	Sambalpur	36	0.54	0.54	36	36	36
8	Palli Chetana	2000	Mayurbhanj	80	1.00	0.70	80	80	67
9	Centre for Human Action and Resource Management	2000	Kandhamal	72	1.00	1.00	72	72	72
10	Antodaya Chetana Kendra	2000	Keonjhar	100	1.50	0.77	96	96	4
11	Dulal	2001	Mayurbhanj	50	0.75	0.00	0	0	0
12	Forum for Rural Education and Empowerment on Dev. Orgn. Movement	2001	Puri	80	1.00	0.82	80	80	40
13	Rural Welfare Institute	2001	Puri	60	0.90	0.90	60	60	60
14	Palli Unnayan Committee	2001	Cuttack	50	0.75	0.72	50	50	44
15	Gania Sishu Raija	2001	Nayagarh	50	0.75	0.28	25	25	3
16	Centre for Upliftment of Lower Incomers	2001	Kendrapara	50	0.75	0.52	50	50	0
17	Ideal Dev. Agency	2001	Keonjhar	60	0.90	0.34	60	18	15
18	Orgn. for Rural Reconstruction and Integrated Social Service Activities	2001	Kandhamal	80	1.00	1.00	80	80	80
19	Assn. for Women and Rural Development	2001	Sambalpur	50	0.75	0.75	50	50	50
20	India Development Project	2001	Keonjhar	50	0.75	0.75	50	50	50
21	Society for the Aggreived and Vulnerated Earthlings	2001	Kandhamal	80	1.00	0.89	80	80	80
22	Bharat Integrated Social Welfare Agency	2001	Sambhalpur	100	1.50	1.50	100	100	100
23	People's Rural Reconstruction Institute for Youth Action	2001	Balasore	50	0.70	0.00	40	3	0
24	Samaj Vikash	2001	Mayurbhanj	80	1.00	0.50	80	80	8
25	Voluntary Association for Rural Reconstrution and Appropriate Technology	2001	Kendrapara	50	0.70	0.70	50	50	50
26	Youth Council for Development Alternatives	2001	Boudh	60	0.85	0.25	17	10	0
27	People's Integration and Union for Society	2001	Angul	60	0.90	0.90	60	60	60
28	Yuva Mahasangha	2001	Boudh	80	1.00	0.37	56	55	6
29	Alternative for Rural Movement	2002	Balasore	50	0.72	0.00	0	0	0
30	Care for Human Action Resoruce Management	2002	Kandhamal	28	0.39	0.39	28	28	28
31	Agranee Jana Kalyan Anusthan	2002	Baragarh	60	0.90	0.90	60	60	60
32	The Heaven	2002	Cuttack	50	0.84	0.48	50	43	0
33	Chetana Shramik Sangh	2002	Baragarh	50	0.72	0.72	50	50	50
34	Adima Jati Seva Samiti	2002	Kandhamal	50	0.85	0.85	50	50	50
35	Manav Adhikar Seva Samiti	2002	Sambhalpur	25	0.38	0.38	25	25	25
36	Voluntary Action for the Rural Reconstruction	2002	Dhenkanal	50	1.00	1.00	50	50	50
37	Integrated Rural Harijan Adivasi Development Centre	2003	Dhenkanal	60	0.90	0.90	60	60	60



STATEMENT – IX - A (Contd.)

(Amount Rs. Lakh)

Sl. No.	AGENCY	Year of sanction	Districts to be covered	No. of SHGs to be promoted and credit linked	Amt. sanctioned	Progress made as on 31 March 2008			
						Total amount released	No. of SHGs promoted	No. of SHGs with SB A/cs	No. of SHGs credit linked
38	Samaj Kalyan Parishad	2003	Mayurbhanj	60	1.00	0.90	60	60	60
39	Palli Seva Sansad	2003	Boudh	60	1.00	1.00	60	60	60
40	Bharat Integrated Social Welfare Agency	2003	Sambalpur and Baragarh	200	3.00	3.00	200	200	200
41	Society for Action Growth and Education	2003	Mayurbhanj	50	0.89	0.31	14	14	4
42	Voluntary Assn. for Rural Reconstruction and Appropriate Technology	2003	Keonjhar	100	1.50	1.41	100	100	82
43	Centre for Human Action and Resource Management	2003	Kandhamal	100	1.88	1.88	100	100	100
44	Collective Initiation for Social Solidarity	2003	Dhenkanal	25	0.38	0.38	25	25	25
45	Unnayan	2003	Puri	60	0.90	0.77	60	60	37
46	Professional Assistance for Dev.Action	2003	Keonjhar	100	1.88	1.88	100	100	100
47	Women's Orgn. for Socio-cultural Awareness	2003	Keonjhar	100	1.57	1.57	100	100	100
48	India Development Project	2003	Keonjhar	100	1.60	0.90	53	53	36
49	Dhakotha Jubak Sangha	2003	Keonjhar	50	0.83	0.69	50	50	31
50	Social Welfare Agency and Training Institute	2003	Kandhamal	50	0.83	0.83	50	50	50
51	People's Integration and Union for Society	2003	Angul and Dhenkanal	120	1.86	1.75	114	114	107
52	Society for Education and Welfare Action	2003	Deogarh	100	1.45	0.95	98	98	9
53	Orgn. for Rural Reconstruction and Integrated Social Service Activities	2003	Malkangiri and Kandhamal districts	260	4.29	4.22	271	265	253
54	Chinmaya Seva Trust	2003	Sundargarh	60	1.08	0.96	55	55	48
55	Mahiyasi	2003	Angul	50	0.90	0.00	0	0	0
56	Samadhan	2004	Sambalpur	50	0.90	0.18	50	0	0
57	Social and Educational Benevolent Association	2004	Angul	100	1.80	1.80	100	100	100
58	Development Initiatives	2004	Sundergarh and Jharsuguda	50	0.83	0.00	0	0	0
59	Bhoomika	2004	Cuttack	100	1.80	1.49	100	100	54
60	National Co-operative Union of India	2004	Angul	150	2.90	2.90	150	150	150
61	Sangrami Yuva Parisad	2004	Ganjam	50	0.95	0.63	41	41	13
62	Palli Bikash Trust of India	2004	Deogarh and Jharsuguda	50	0.67	0.62	50	50	41
63	Adim Jati Seva Samiti	2004	Kandhamal/Phulbani	50	0.97	0.97	50	50	50
64	Indian Development Foundation	2004	Puri	50	0.90	0.90	50	50	50
65	Kalinga Unnayan Abhiyan	2004	Kendrapara	50	0.72	0.65	50	50	47
66	Nandini Mahila Samiti	2005	Dhenkanal	50	0.94	0.85	47	47	50
67	Rural Development Organsiation	2005	Kendrapara	50	0.73	0.66	50	50	36
68	Society for Awareness Knowledge and Rightful Living	2005	Khurda	50	0.95	0.95	50	50	50
69	Samanwita Gramaya Unnayana Samiti	2005	Kandhamal	100	1.90	1.58	100	100	47
70	Anchalika Janakalyan Anusthan	2005	Jharsuguda	50	0.88	0.64	42	42	20
71	Centre for Human Action and Resource Management	2005	Kandhamal	100	2.00	2.00	100	100	100
72	Centre for Integrated Social Development	2005	Dhenkanal	40	0.75	0.75	40	40	40
73	Chandra Sekhar Pathagar	2005	Boudh	50	0.87	0.22	8	8	0
74	People's Integration and Union for Society	2005	Angul and Dhenkanal	150	4.50	0.00	0	0	0
75	Voluntary Action for the Rural Reconstruction	2005	Dhenkanal	100	3.00	1.20	71	70	26



STATEMENT – IX - A (Contd.)

(Amount Rs. Lakh)

Sl. No.	AGENCY	Year of sanction	Districts to be covered	No. of SHGs to be promoted and credit linked	Amt. sanctioned	Progress made as on 31 March 2008			
						Total amount released	No. of SHGs promoted	No. of SHGs with SB A/cs	No. of SHGs credit linked
76	Orissa Women's Development Association	2005	Boudh	50	0.93	0.17	27	27	0
77	Mother Teresa Seva Pratisthan	2005	Khurda	50	1.00	0.57	0	0	0
78	Debadatta Club	2005	Baragarh	50	0.87	0.87	50	50	50
79	SAMADHAN	2005	Jagatsinghpur	50	1.25	0.37	27	25	5
80	Centre for Awareness and Social Development	2006	Jagatsinghpur	50	1.25	0.35	22	22	5
81	Banadurga Anchalika Bikash Parishad	2006	Kandhamal	40	0.96	0.63	40	40	29
82	Society for Promotion of Rural Technology and Education	2006	Bhadrak	50	1.10	0.00	0	0	0
83	Social Welfare Agency and Training Institute	2006	Kandhamal	35	0.58	0.58	35	35	35
84	Voluntary Association for Rural Accomodative and Social Activity	2006	Deogarh	50	1.15	1.15	50	50	50
85	MADHYAM	2006	Jharsuguda	40	0.88	0.27	33	31	7
86	Friends' Assn. for Rural Reconstruction	2006	Jagatsinghpur	50	1.25	0.59	37	37	18
87	Social Awareness Institution	2006	Kendrapada	50	1.15	0.12	0	0	0
88	National Co-operative Union of India	2006	Angul	75	1.45	1.45	75	75	75
89	Palli Seva Sansad	2006	Boudh	11	0.18	0.18	11	11	11
90	Social Welfare Agency and Training Institute	2006	Kandhamal	100	2.75	0.46	22	22	0
91	Bharati Samaj	2006	Sambalpur	50	0.64	0.06	7	7	1
92	Sambandh	2006	Mayurbanj	50	1.01	0.10	0.1013	0	0
93	Nehru Jubak Sangha	2006	Bhadrak	50	0.99	0.35	32	32	10
94	Sundargarh Zilla Mahila Parishad	2006	Sundargarh	50	1.23	0.40	26	24	2
95	Rural Upliftment and Social Service Association	2006	Jagatsinghpur	50	1.25	0.13	0	0	0
96	Gandhi Sevashram	2006	Deogarh	50	0.94	0.09	3	3	3
97	Banki Anchalika Adibasi Harijan Parishad	2006	Cuttack	50	0.90	0.18	15	15	5
98	Jaya Bharati Shramika Sanga	2006	Baragarh	50	1.25	0.27	18	16	2
99	Integrated Rural Development Centre	2006	Dhenkanal	50	1.25	0.41	47	47	2
100	Swati Seva Sangathan	2006	Deogarh	25	0.47	0.08	8	5	0
101	AHWAN	2006	Boudh	40	0.96	0.11	5	3	0
102	Centre for Human Action & Resource Management, (CHARM)	2006	Kandhamal	51	1.02	1.02	51	51	51
103	Centre for Human Action & Resource Management, (CHARM)	2006	Kandhamal	50	1.35	0.26	23	23	5
104	Development Action & Social Service	2006	Khurda	50	1.25	0.33	20	0	0
105	Integrated Rural Harijan Adivasi Development Centre	2006	Dhenkanal	50	1.35	0.45	23	14	18
106	Rural Organisation for Social Action	2007	Cuttack	25	0.46	0.68	8	0	0
107	Social Education for Basic Awareness	2007	Sambalpur	50	1.35	0.14	0	0	0
108	Pragyan Mahila Vikas Parishad	2007	Sungargarh	50	1.15	0.16	9	9	1
109	Centre for Rural Development Society	2007	Rayagada	50	1.35	0.14	0	0	0
110	PARIVARTAN	2007	Malkangiri	40	0.99	0.00	0	0	0
111	Gandhiji Seva Parisad	2007	Malkangiri	40	0.98	0.00	0	0	0
112	Lok Sahayak Samiti	2007	Puri	50	1.30	0.13	0	0	0
113	Nandini Mahila Samiti	2007	Dhenkanal	50	1.35	0.14	0	0	0
114	SAKSHYAM	2007	Bhadrak	50	1.10	0.11	0	0	0
115	Bharat Integrated Social Welfate Agency (BISWA)	2007	Angul	200	5.40	0.00	0	0	0
116	Social & Educational Benevolent Association (SEBA)	2007	Sambalpur, Deogarh, Bolangir, Sonepur	150	3.90	0.39	0	0	0



STATEMENT – IX - A (Contd.)

(Amount Rs. Lakh)

Sl. No.	AGENCY	Year of sanction	Districts to be covered	No. of SHGs to be promoted and credit linked	Amt. sanctioned	Progress made as on 31 March 2008			
						Total amount released	No. of SHGs promoted	No. of SHGs with SB A/cs	No. of SHGs credit linked
117	Sisha Kalyana Swadhikar Kendra	2008	Jajpur	50	1.20				
118	Centre for Integrated Social Development	2008	Dhenkanal	100	2.70				
119	Women Organisation for Rural Development (WORD)	2008	Jajpur	50	1.20				
120	Bharti	2008	Rayagada	60	1.35				
Ongoing Total Projects - Non-KBK		120		8178	146.32	79.47	5698.10	5187	4220
Completed/Closed Projects-Non-KBK		39		2873	47.01	40.06	2654.00	2617	2494
TOTAL NON-KBK		159		11051	193.32	119.54	8352.10	7804	6714

*Rs. 8.77 lakh sanctioned to Samanvita GUS is under RPCF hence amount not included.

West Bengal

1	Southern Health Improvement Society	2000	24 Pargana (South)	1056	4.66	1.97	1304	1304	1012
2	Sreema Mahila Samity	2000	Nadia and 24 Paraganas (North)	1300	11.05	11.05	900	900	1300
3	Indranarayanpur Nazrul Smriti Sangha	2000	Sunderban area	500	7.50	5.24	595	595	360
4	Socio Economic Dev. Programme	2001	24 Parganas (South)	80	1.00	1.00	86	86	80
5	Inter District Rural Dev. Council	2001	24 Parganas (South)	200	2.61	0.63	116	72	0
6	Balivara Orgn. for Fellow Feat Empowerment and Reconstruction	2001	24 Parganas [N]	60	0.70	0.68	60	60	28
7	Asha Welfare Society	2001	24 Parganas [S]	100	1.00	1.00	100	100	100
8	Amgachia Ashraya	2002	24 Parganas [S]	50	0.60	0.60	50	50	50
9	Patuli Mahila Uddyog Samity	2002	Nadia	50	0.63	0.63	50	50	50
10	Society for Participatory Action and Reflection	2002	Coochbehar	50	0.79	0.79	50	50	50
11	Bagaria Relief Welfare Ambulance Society	2002	24 Parganas {S}	100	1.00	0.79	100	100	70
12	Ushagram Trust	2002	Nadia	100	1.48	1.48	100	100	100
13	Birnagar Shibpur Society for Participants Education and Rural Development	2002	Nadia	100	1.05	0.92	100	100	66
14	Rajadighi Community Health Service Society	2002	Malda	100	1.30	1.17	100	100	100
15	Sreema Mahila Samity	2002	24 Parganas (North) and Nadia	900	3.06	3.06	900	900	900
16	Calcutta Society for Professional Action in Development	2003	Murshidabad	100	1.30	1.30	100	100	100
17	Malda Sahayogita Samity	2003	Malda	50	0.73	0.51	50	50	0
18	St.John Ambulance Association	2003	Uttar Dinajpur	50	0.70	0.46	50	50	5
19	Society for People's Awareness	2003	Murshidabad	60	0.45	0.27	60	51	0
20	Deshbandhu Road Ramakrishna Society for Rural Development	2003	Purulia	100	1.40	0.80	66	66	9
21	Shibpur People's Care Orgn.	2003	Dakshin Dinajpur	100	1.40	1.06	100	100	45
22	Godhulibazar North East Society for Empowerment of the People	2003	Coochbehar	50	0.75	0.75	50	50	50
23	Kajla Janakalyan Samity	2003	Purba Medinipur	100	1.35	0.27	20	0	0
24	Khagrabari Rural Energy Development Association	2003	Jalpaiguri	100	1.50	1.05	100	100	0
25	Dr. B.R.Ambedkar Kishore Seva Sangha	2003	Nadia	100	1.40	1.40	100	100	100
26	Chaltaberia Ganonnyan Sanstha	2003	24 North Parganas	100	1.45	1.45	100	100	100
27	Ghoshpur Lokahita Farmers' Welfare Samity	2003	24 North Parganas	100	1.35	1.33	100	100	97
28	Krishnagar Cathedral Charitable Social Society	2004	Nadia and Murshidabad	600	8.40	2.83	130	130	64



STATEMENT – IX - A (Contd.)

(Amount Rs. Lakh)

Sl. No.	AGENCY	Year of sanction	Districts to be covered	No. of SHGs to be promoted and credit linked	Amt. sanctioned	Progress made as on 31 March 2008			
						Total amount released	No. of SHGs promoted	No. of SHGs with SB A/cs	No. of SHGs credit linked
29	Rajarhat Sristy	2004	North 24 Parganas	60	0.76	0.00	0	0	0
30	Rural Health Development Centre	2004	Malda	100	1.50	1.39	100	100	54
31	Pather Panchali Sewa Samity	2004	North 24 Parganas	100	1.30	1.28	100	100	100
32	Vasundhara Enviro-Welfare Society	2004	Jalpaiguri	100	1.43	0.75	81	81	0
33	Sri Mayapur Vikas Sangha	2004	Nadia	100	1.38	1.03	100	100	22
34	Birkota Rural Development Organisation	2004	Paschim Medinipur	100	1.40	1.40	100	100	100
35	Angargaria Sirjoni Siksha Niketan	2004	Birbhum	100	1.43	1.43	100	100	100
36	Patuli Mohila Udyog Samity	2004	Nadia	200	2.90	2.90	200	200	200
37	Neoda Samaj Kalyan Kendra	2004	South 24 Paraganas	100	1.33	0.65	62	62	0
38	Paschim Sridharkati Janakalyan Sangha	2004	North 24 Paraganas	100	1.45	0.29	0	0	0
39	Bankra Gramin Mahila Samaj	2004	North 24 Parganas	50	0.70	0.56	50	50	16
40	Yuba Sammiloni	2004	Joynagar-1	50	0.70	0.14	0	0	0
41	Fullia 52 Bigha Social Development Organsiation	2004	Fulia, Goyeshpur, Haripur and Bagachhara	50	0.70	0.70	50	50	50
42	North Eastern Socty for Preservation of Nature & Wild Life	2005	Darjeeling Dist	50	0.75	0.15	0	0	0
43	Mallarpur NAISUVA	2005	Birbhum Dist	50	0.75	0.75	50	50	50
44	Sheharkuri Green Earth Socty. for Social Awareness	2005	Birbhum Dist.	50	0.75	0.45	44	44	6
45	Tagore Society for Rural Development	2005		50	0.70	0.70	50	50	50
46	Ballavpur Gitanjali Assn. for Rural Dev.	2005	Bribhum	50	0.75	0.66	50	50	42
47	Deriachak Vidyasagar Social Welfare Orgn.	2005	Midnipur	50	0.70	0.70	50	50	50
48	Rural Aid	2005	Jalpaiguri	50	0.75	0.25	23	23	0
49	Gazole Gramin Udyog Esteem Society for Tribals	2005	Malda	50	0.75	0.47	50	50	36
50	Gramin Vikas Trust	2005	Purulia	50	0.95	0.31	50	50	0
51	Sripur Mahila -O-Khadi Unnayan Samity	2005	Dakshin Dinajpur dist	50	0.95	0.10	0	0	0
52	Mama-Bhagina Rural Development Society	2005	North 24 Parganas	50	0.95	0.48	50	50	12
53	Bhedia Purbapara Janakalyan	2005	Bardhaman	50	0.95	0.95	50	50	50
54	Rajadighi Community Health Service Society	2005	Malda	200	4.59	2.43	182	182	78
55	Bulbulchandi and Barind Development Society	2005	Malda	50	0.95	0.48	50	50	31
56	16 Mile Rural Development Society	2005	Malda	50	1.00	0.26	50	50	0
57	North Bengal Instititute for Rural Heath and Development	2005	—	50	0.95	0.53	50	50	28
58	Boy's Recreation Club	2005	—	50	0.95	0.50	50	50	19
59	Tulsiberia Sishu Kalyan Samity	2005	—	50	0.95	0.10	0	0	0
60	Doorbin	2005	—	50	0.95	0.61	50	50	40
61	Chaltaberia Ganonnyan Sanstha	2006	24 North Parganas	300	6.00	5.53	300	300	300
62	Ghoshpur Lokahita Farmers' Welfare Samity	2006	24 North Parganas	300	6.00	5.31	300	300	290
63	Angargaria Sirjoni Siksha Niketan	2006	Birbhum	200	4.00	2.96	200	200	174
64	Tarapur Social Dev. Society	2006	—	50	0.95	0.52	43	43	2
65	Maheshpur Welfare Society	2006	Malda	50	0.95	0.43	50	50	0
66	CICI Moyna RHDC	2006	Purba Midinapore	50	0.60	0.29	50	50	15
67	SARANI	2006		75	1.43	0.86	75	75	52
68	Shantinagar Hitaisna Sanstha	2006		75	1.43	0.36	50	50	0
69	Sukhsagar Road Palpara Vivekananda Kendra	2006	Nadia	100	1.49	0.53	62	62	32
70	Ushagram Trust	2006	Nadia	100	1.47	0.88	100	100	58



STATEMENT – IX - A (Contd.)

(Amount Rs. Lakh)

Sl. No.	AGENCY	Year of sanction	Districts to be covered	No. of SHGs to be promoted and credit linked	Amt. sanctioned	Progress made as on 31 March 2008			
						Total amount released	No. of SHGs promoted	No. of SHGs with SB A/cs	No. of SHGs credit linked
71	Midnapur Madhusudhannagar Craft Centre	2006	Paschim Midnapore	50	0.95	0.49	50	50	13
72	Kultali Milton Tirtha Society	2006	24 Parganas	50	0.95	0.10	0	0	0
73	Child Support and We	2006	24 Parganas	75	1.35	0.43	47	47	0
74	Digambarpur Angikar	2006	24 Parganas	75	1.35	0.61	75	75	0
75	Chapra SEWA	2006	Nadia	100	1.48	0.26	50	0	0
76	Lalgarh Chetak Seva Samity	2006	Paschim Midnapore	100	1.48	0.15	0	0	0
77	SUCHETANA	2006	Paschim Midnapore	100	1.48	0.37	100	100	0
78	SEDP	2006	Bankura	100	1.48	0.30	69	69	0
79	Palli Unnayan Samity	2006	South 24 Paraganas	100	1.48	0.15	0	0	0
80	Jatrapur RDS	2006	Nadia	50	0.74	0.18	50	50	0
81	Balurghat Jeevandeep MKS	2006	Daksahin Dinajpur	50	0.77	0.13	25	25	0
82	Ichamati RDS	2007	Hoogly	75	1.43	0.14	0	0	0
83	Seva Kendra	2007	Darjeeling	75	1.43	0.14	0	0	0
84	Pardiar Rainbow DWS	2007	Domkal	50	0.95	0.10	0	0	0
85	Joygopalpur YDC	2007	Sandeshkhali	75	1.43	0.00	0	0	0
86	Kaliyaganj Gramin Jagaran Committee	2007	Uttar Dinajpur	75	1.43	0.14	0	0	0
87	Teor Dhiren Mohanta Charitable Society	2007	Dakshin Dinajpur	50	0.95	0.10	0	0	0
88	Birbhum Society for Community Development	2007	Birbhum	50	0.75	0.34	50	50	0
89	Ujjiban - 03	2007	Burdwan	75	1.43	0.34	46	46	7
90	DD Deshbandhu RDS	2007	Barasat - I	50	0.92	0.09	0	0	0
91	Raiganj Jana Seva Society	2007		50	0.95	0.10	0	0	0
92	Dakshin Chakhabhani RAS	2007	Barakpur - II	50	0.95	0.10	0	0	0
93	Haripur Dr. Ambedkar Janaseba Mission (HAJIM)	2007	Murshidabad	75	1.43	0.14	0	0	0
94	Monteswar Society for Sustainable Development	2007	Burdwan	75	1.43	0.14	0	0	0
95	MARFAT	2007	Murshidabad	75	1.43	0.14	0	0	0
96	Patheya	2007	Murshidabad	75	1.43	0.14	0	0	0
97	Indian Institute of Training and Development	2007	Murshidabad	75	1.43	0.14	0	0	0
98	Agradoot PUS	2007	Hoogly	75	1.43	0.14	0	0	0
99	Anugalaya	2007	Darjeeling	60	1.50	0.15	0	0	0
100	Kutali Mion Tirtha Society	2007	24 Paraganas	50	0.95	0.10	0	0	0
101	Child Support and We	2007	24 South Paraganas	75	1.35	0.00	0	0	0
102	Digambarpur Angikar	2007	24 South Paraganas	75	1.35	0.00	0	0	0
103	Chapra SEWA	2007	Nadia	100	1.48	0.00	0	0	0
104	Lalgarh Chetak Seva Samity	2007	Midnapore	100	1.48	0.00	0	0	0
105	SUCHETANA	2007	Paschmi Midnapore	100	1.48	0.00	0	0	0
106	Arabinda Palli Bharat Seva Sangha	2007	Hooghly	60	1.50	0.15	0	0	0
107	Naksalbari HWS	2007	Darjeeling	60	1.50	0.15	0	0	0
108	Compeering Society for SWRN	2007	Jalpaiguri	50	1.00	0.10	0	0	0
109	Satmile Satish Club O Pathagar	2007	Coochbehar	75	1.50	0.15	0	0	0
110	Simutala Rabibasar	2007	North Parganas	75	1.50	0.15	0	0	0
111	Garhbari Nabajagaran Sangha	2007	Purba Medinipur	60	1.50	0.15	0	0	0
112	BIKALPA	2007	Burdwan	60	1.50	0.15	0	0	0
113	Gorainagar Agnibina Sangha	2007	North 24 Paraganas	75	1.50	0.15	0	0	0
114	Rural Development Association	2008	Paschim Medinapur	500	12.50	1.25			
115	Pather Panchali Seva Samity	2008	North 24 Paraganas	300	7.50				
Ongoing Total Projects		115		13816	197.64	93.80	9271	9148	6913
Completed/Closed Projects		24		4050	39.41	36.51	3512	3468	3758
TOTAL		139		17866	237.05	130.31	12783	12616	10671



STATEMENT – IX - A (Contd.)

(Amount Rs. Lakh)

Sl. No.	AGENCY	Year of sanction	Districts to be covered	No. of SHGs to be promoted and credit linked	Amt. sanctioned	Progress made as on 31 March 2008			
						Total amount released	No. of SHGs promoted	No. of SHGs with SB A/cs	No. of SHGs credit linked
Andaman and Nicobar Islands									
1	National Co-operative Union of India - CEFP- Port Blair	2003	Andaman district	100	1.80	1.60	100	100	70
2	Yubashakti	2005	Port Blair	50	1.00	0.33	50	50	0
3	CARE	2007	Andaman	2500	33.92	0.00	0	0	0
4	UNNATI Society	2008	Nicobar, South Andaman, North & Middle Andaman	100	3.00	0.00	0	0	0
Ongoing Total Projects		4		2750	39.72	1.93	150	150	70
Completed/Closed Projects		0		0	0.00	0.00	0	0	0
TOTAL		4		2750	39.72	1.93	150	150	70
ONGOING TOTAL PROJECTS - REGION C									
		496		41065	808.70	239.64	23008	20001	10737
COMPLETED/CLOSED PROJECTS - REGION C									
		127		12544	160.21	137.81	11660	11433	11050
TOTAL REGION - C		623		53609	968.91	377.45	34668	31434	21787
D. CENTRAL REGION									
Madhya Pradesh									
1	Indore Diocese Social Service Soc.	1997	Indore, Dewas, Dhar and Jabhua	500	4.85	4.80	780	500	475
2	Khandawa Diocesan Social Services	1999	Khandwa, Khargone & Barwani	400	3.90	0.00	0	0	0
3	Tarun Sanskar	2000	Jabalpur	500	6.04	3.54	743	743	243
4	Nagrath Ch. Trust	2000	Indore and Khargone	400	5.15	5.15	422	422	397
5	Asara Samajik Kalyan Samiti	2000	Jabhua, Dhar and Indore	500	6.00	4.53	562	562	455
6	Anupama Ed.Society, Satna	2000	Satna	500	2.25	2.16	525	525	308
7	Astha Mahila Samiti	2001	Satna	250	2.19	2.19	284	284	214
8	Bal Mahila Vikas Samiti	2001	Gwalior	150	2.25	2.25	159	159	159
9	Sambhav Social Service Orgn.	2001	Gwalior and Shivpuri	250	2.78	2.61	259	259	250
10	Kripa Social Welfare Society	2001	Shajapur and Rajgarh	150	1.90	1.90	163	163	150
11	Bharatiya Gramin Mahila Sangh	2001	Indore	150	1.95	1.95	150	150	150
12	Darshan Mahila Kalyan Samiti	2001	Chhatarpur	50	0.65	0.13	22	16	0
13	Society for Unity Geological and Global Education Survey Training Image Organsiation Network	2001	Satna	100	1.00	0.20	0	0	0
14	Bhaghelkhand Gramin Vikas Sangh	2001	Satna	50	0.50	0.28	43	40	21
15	Grameen Anchalik Krishak Samaj Samiti	2001	Balaghat	50	0.65	0.46	50	50	15
16	Priyadarshni Mahila Evam Bal Kalyan Samiti	2002	Guna	50	0.65	0.13	32	20	1
17	Jagruti Yuva Manch	2002	Panna	60	0.60	0.42	59	59	13
18	Nagrath Charitable Trust	2002	Indore	250	4.56	0.00	0	0	0
19	Cyriac Elias Rural Orgn. for Women and Children	2002	Bhopal	75	1.35	1.35	75	75	75
20	Society for Resource Integration and Dev. Action	2002	Jabalpur	100	1.20	1.10	128	128	72
21	Saraswati Mahila Samiti	2003	Ratlam	200	2.00	1.51	200	200	200
22	Yukti Samaj Sewa Society	2003	Hoshangabad	75	0.83	0.36	75	75	49
23	Sharda Shiksha Samiti	2003	Shajapur	100	1.25	0.43	100	73	39
24	Adivasi Chetna Shikshan Samiti	2003	Jhabua	50	0.73	0.00	0	0	0
25	Asra Samajik Lok Kalyan Samiti	2003	Dewas	50	0.70	0.70	66	66	50
26	Centre for Advanced Research and Development	2003	Mandla	50	0.75	0.30	75	75	25



STATEMENT – IX - A (Contd.)

(Amount Rs. Lakh)

Sl. No.	AGENCY	Year of sanction	Districts to be covered	No. of SHGs to be promoted and credit linked	Amt. sanctioned	Progress made as on 31 March 2008			
						Total amount released	No. of SHGs promoted	No. of SHGs with SB A/cs	No. of SHGs credit linked
27	Wainganga Samudayik Vikas Kendra	2003	Balaghat	50	0.60	0.44	51	51	6
28	Shramshakti Mahila Sewa Sanstha	2003	Sagar	125	1.50	1.50	153	153	150
29	Aroh	2003	Indore	75	1.35	0.82	65	65	13
30	Nav Ankur Manav Kalyan Sanstha	2003	Hoshangabad	30	0.39	0.39	30	30	30
31	Council for Social Action and Rehabilitation	2004	Sagar	50	0.90	0.34	24	20	7
32	Action for Social Advancement	2004	Jhabua	50	0.90	0.90	66	66	50
33	Astha Mahila Samiti	2004	Satna	250	4.50	0.90	202	202	39
34	Asha Niketan Welfare Centre	2004	Sehore, Bhopal and Bankhedi	175	3.15	0.63	175	154	30
35	Dewas Gauri Mahila Samiti	2004	Dewas	125	2.25	1.60	125	125	108
36	Gram Vikas Samiti	2004	Shahdol	100	1.80	0.97	101	95	38
37	Bharatiya Grameen Mahila Sangh	2004	Indore	150	2.63	2.63	150	150	150
38	Dronacharya Shiskhan Samitee	2004	Ujjain	200	3.60	3.60	200	200	200
39	Evangelical Lutheran Church in Central Provinces [Christian Hospital]	2004	Shahdol	200	3.60	2.34	200	200	193
40	Professionals for Rural Enterprise, Restructure and Advancement with New Approaches	2004	Jabalpur	100	1.48	0.30	63	60	45
41	Vikas Samiti	2004	Chhindwara	100	1.80	0.53	78	78	26
42	Vinoba Gramodyog Pratishthan	2004	Rewa	50	0.80	0.16	51	35	2
43	Nageshwar Charitable Trust	2004	Chhindwara	50	0.90	0.90	57	57	53
44	Indian Farm Forestry Development Co-operative Ltd	2005	Sagar	200	4.00	1.08	38	16	0
45	Lord Shiva Education Society	2005	Dewas	50	0.90	0.90	50	50	50
46	Pararth Samiti	2005	Chhindwara	50	0.90	0.18	50	28	0
47	Lakhnadon Christian Hospital	2005	Seoni	50	0.90	0.18	55	55	1
48	Mahila Vitta Evam Vikas Nigam	2005	Mandla, Balaghat, Chhindwara, Seoni and Narasinghpur	1750	35.00	7.00	0	0	0
49	Samyak Janasewa Evam Shikshan Sanstha	2005	Janjgir Champa	50	0.93	0.00	0	0	0
50	National Centre for Human Settlement and Environment	2005	Hoshangabad	50	0.95	0.31	50	50	0
51	Lok Vikas Evam Anusandhan Trust	2005	Ratlam	100	2.30	0.23	93	70	0
52	Nageshwar Charitable Trust	2005	Seoni	50	1.40	1.40	51	51	50
53	Cyriac Elias Rural Orgn. for Women and Children	2006	Raisen	75	2.10	1.04	69	62	40
54	National Institute of Women Child & Youth Development	2006	Dindori	50	1.40	0.14	58	37	0
55	Voluntary Organsiation for Training and Education	2006	Sagar	50	1.40	0.32	44	44	0
56	Naman Sewa Samiti	2006	Betul	50	1.35	0.14	50	27	0
57	Action for Social Advancement	2007	Jhabua	200	5.60	2.02	196	184	107
58	Sambhav Social Service Organisation	2007	Gwalior	125	3.20	0.32	53	41	0
59	Kalyani Institute for Community Development	2007	Jabua	120	3.36	0.44	26	24	0
60	Mamta Mahila Samajik Samiti	2007	Ujjain	50	1.40	0.14	0	0	0
61	Professional Assistance for Rural Co-ordination	2007	Guna	50	1.40	0.14	0	0	0
62	New Life Centre	2007	Ratlam	200	5.30	0.53	26	7	0
63	Damyanti Kala Mahila Mandal	2007	Shajapur	100	2.80	0.95	100	100	0
64	Asra Samajik Lok Kalyan Samiti	2007	Dewas	150	4.20	0.42	0	0	0
65	Arunodaya Sarveshwari Lok Kalyan Samiti	2007	Ujjain	240	6.72	1.13	108	108	0



STATEMENT – IX - A (Contd.)

(Amount Rs. Lakh)

Sl. No.	AGENCY	Year of sanction	Districts to be covered	No. of SHGs to be promoted and credit linked	Amt. sanctioned	Progress made as on 31 March 2008			
						Total amount released	No. of SHGs promoted	No. of SHGs with SB A/cs	No. of SHGs credit linked
66	Anupama Education Society (AES)	2007	Katni, Satna	160	4.40	0.73	35	35	0
67	Nageshwara Charitable Trust	2007	Chhindwara	1000	30.00	4.01	224	224	0
68	Sanjeevani	2007	Chhindwara	50	1.40	0.24	50	23	0
69	Aranya	2007	Raisen	50	1.45	0.15	50	0	0
70	Bharatiya Gramin Mahila Sangha	2007	Indore	500	14.75	1.48	58	32	0
71	Prayas Samaj Sevi Sanstha	2008	Gwalior	50	1.45	0.15	0	0	0
72	Vijay Association	2008	Hoshangabad	50	1.40	0.14	0	0	0
Ongoing Total Projects		72		12610	231.17	83.26	8297	7653	4749
Completed/Closed Projects		28		4805	58.17	44.11	4482	4166	3504
TOTAL		100		17415	289.34	127.37	12779	11819	8253
Chattisgarh									
1	Durg Literacy Mission	2000	Durg	1000	2.42	1.69	400	400	1012
2	Mahila Shiksha Kalyan Evam Prashikshan Parishad	2001	Bilaspur	200	2.35	1.72	220	220	23
3	Social Education and Basic Awareness	2001	Bastar	50	1.00	0.86	50	50	50
4	Dandakaranya Sanrakshan Evam Sodh Sanstha	2002	Bastar	50	0.84	0.54	48	43	3
5	Bardan Samajik Sanstha	2002	Rajnandgaon	50	0.79	0.79	50	50	50
6	Jai Bharati Viklang Kalyan Sangh Sansthan	2002	Raipur	50	0.72	0.47	50	50	50
7	Rajgarh Sahyog Samiti	2003	Raigarh	100	1.80	1.80	100	100	100
8	Model Bastar Integrated Rural Development Society	2003	Bastar	80	1.44	0.66	48	48	2
9	Participatory Action for Rural Development	2003	Raigarh	100	1.85	0.00	0	0	0
10	Manav Sansadhan Sanskriti Vikas Parishad	2003	Surguja	100	1.58	1.58	100	100	100
11	Samaj Sewa Samiti	2003	Rajnandgaon	50	0.80	0.80	50	50	50
12	Xavier Institute of Development Action and Studies	2003	Kanker	100	1.80	1.80	100	100	100
13	Janmitra Kalyan Samiti	2003	Raigarh	100	1.80	1.80	100	100	100
14	Institute of Social Welfare and Action Research	2004	Koriya	50	0.84	0.51	47	45	0
15	Abhibyakthi Kalyan Samiti	2004	Kawardha	50	0.80	0.32	50	29	0
16	Professional Assistance for Development Action	2004	Raigarh	400	7.40	4.24	427	384	214
17	Samaj Sewa Samiti	2004	Kawardha	100	1.60	1.60	100	100	100
18	Pratigya Vikas Sansthan	2004	Dhamtari	100	1.50	1.49	102	102	94
19	Jijeevisha Samiti	2004	Korba	50	0.90	0.66	50	50	16
20	Tribal Development and Training Institute	2004	Surguja	65	0.98	0.82	65	65	65
21	Adiwasi Swayam Kala Sanstha	2004	Kawardha	50	0.80	0.16	0	0	0
22	Nav Prabhat Samaj Sevi Sanstha	2004	Raipur	50	0.97	0.94	52	52	50
23	Ambuja Cement Foundation	2004	Raipur	50	0.80	0.16	28	28	0
24	M/S Unnathi Sewa Samithi	2005	Durg	50	0.80	0.90	71	71	50
25	Gramin Ekta Vikas Samiti	2005	Korba	50	1.00	0.58	56	42	0
26	Samyak Janasewa Evam Shishan Sanstha	2005	Jangir Champa	50	0.93	0.19	48	48	0
27	Gandhi Grama Vikas Samiti	2005	Bilaspur	50	0.97	0.97	50	50	50
28	Nandkumar Singh Smriti Sadbhavana Samiti	2005	—	50	1.00	0.25	52	52	0
29	Yuva Kalyan Samiti	2005	—	50	1.00	0.10	53	53	0
30	Chattisgarh Social Forum	2005	Durg	50	0.95	0.37	43	43	19



STATEMENT – IX - A (Contd.)

(Amount Rs. Lakh)

Sl. No.	AGENCY	Year of sanction	Districts to be covered	No. of SHGs to be promoted and credit linked	Amt. sanctioned	Progress made as on 31 March 2008			
						Total amount released	No. of SHGs promoted	No. of SHGs with SB A/cs	No. of SHGs credit linked
31	Vandana ShikshanSeva Samiti	2006	Janjgir Chamba	50	0.85	0.09	46	46	0
32	Manav Sansadhan Sanskriti Vikas Parishad	2006	Surguja	200	5.18	1.42	171	156	30
33	Samaj Sewa Samiti	2006	Kawardha	300	8.85	6.82	319	319	156
34	Samaj Sewa Samiti	2006	Kawardha	35	0.45	0.45	35	35	35
35	Samaj Sevi Sansthan, Ektha	2006	Raipur	50	1.30	0.33	55	52	0
36	Prerna Margadarshan Sanstha	2006	Raipur	50	1.31	0.13	12	0	0
37	Janamitram Kalyan Samiti	2006	Raigarh	250	6.38	1.15	79	45	0
38	Social Revival Group of Urban Rural & Tribals	2007	Korba	100	2.48	0.25	68	30	0
39	Centre for Action Research & Management for Developing Attitudes, Knowledge & Skills in Human Resources (CARMADAKSH)	2007	Korba	50	1.10	0.11	33	5	0
40	Jashpuranachal Society for Rural Education & Computer Technology	2007	Jashpur	150	4.05	0.41	80	54	0
41	Grihini	2007	Raipur	100	2.60	0.40	71	62	0
42	Raigarh Sahyog Samiti	2007	Raigarh	250	6.63	0.66	182	0	0
43	Sambhava Jan Seva Evam Lok Kalyan Samiti	2007		50	1.30	0.13	8	0	0
44	Surya-Mangala Takniki Prashikshan & Shikshan Sanstha	2007		50	0.63	0.16	51	51	0
45	Tarun Shakthi Samiti	2007	Takhatpur	50	1.43	0.00	0	0	0
46	Indian Farm Forestry Development Co-operative Ltd.	2007	Bilaspur	100	2.95	0.30	0	0	0
Ongoing Total Projects		46		5180	89.89	41.56	3820	3380	2519
Completed/Closed Projects		17		1180	19.83	18.27	1171	1166	1049
TOTAL		63		6360	109.72	59.82	4991	4546	3568
Uttar Pradesh									
1	Vinoba Seva Ashram	2000	Shahjahanpur	1000	12.23	12.23	1002	1002	1000
2	Navchetan	2000	Barabanki & Behraich	200	2.76	2.36	206	205	154
3	Pani	2000	Faizabad and Ambedkarnagar	500	7.50	6.39	500	500	463
4	Sarathi Dev. Foundation	2000	Sitapur	200	2.94	1.87	200	162	108
5	NavBharat Samaj Kalyan Samiti		Moradabad	250	3.51	3.13	250	250	183
6	Disha Social Org.	2000	Saharanpur, [Dehradun and Uttarkashi in Uttaranchal]	200	3.00	1.90	200	200	89
7	Tewaria Sewa Ashram	2000	Allahabad	100	1.42	1.42	105	105	105
8	Bharatiya Rashtriya Vikas Parishad	2000	Allahabad	200	2.72	0.54	75	40	22
9	Gramin Vikas Avam Manav Sewa Sansthan	2000	Muzaffarnagar	50	0.75	0.36	50	50	15
10	Krishi Udyog Sansthan	2000	Deoria	100	0.98	0.98	100	100	100
11	Gramin Seva Sansthan	2000	Sultanpur	100	1.39	1.11	156	156	60
12	Gramodaya Sansthan	2001	Shrawasti	50	0.60	0.22	50	50	1
13	Institute of Social Health Welfare Rural Dev. and Edu. Soc.	2001	Sultanpur	200	3.00	0.93	122	111	8
14	Sharif Gramodhyog Vikas Kendra	2001	Moradabad	50	0.75	0.75	51	51	50
15	Chandragupta Maurya Vidya Niketan	2001	Varanasi	100	1.50	0.62	100	60	0
16	Subash Memorial Manav Utthan Avam Sewa Sansthan	2001	Ballia	50	0.74	0.67	69	67	60
17	Mahila Prabodhini Foundation	2001	Mirzapur	100	1.39	1.22	119	103	96
18	Institute of Social Welfare and Action Research	2001	Mathura	50	0.54	0.54	86	60	50



STATEMENT – IX - A (Contd.)

(Amount Rs. Lakh)

Sl. No.	AGENCY	Year of sanction	Districts to be covered	No. of SHGs to be promoted and credit linked	Amt. sanctioned	Progress made as on 31 March 2008			
						Total amount released	No. of SHGs promoted	No. of SHGs with SB A/cs	No. of SHGs credit linked
19	Nehru Yuva Mandal	2001	Mathura	50	0.65	0.63	74	55	49
20	Gram Vikas Sewa Samiti	2001	Ghaziabad and Gautam Buddha nagar	60	0.90	0.69	67	61	36
21	Dharma Gramodaya Shikshan Sansthan	2001	Ambedkarnagar	100	1.00	0.35	34	34	0
22	Gramya Vikas Samiti	2001	Ambedkarnagar	100	1.03	0.44	53	53	8
23	Nehru Gramin Yuvavikas Club	2001	Merut	60	0.90	0.18	45	43	7
24	Manav Grameen Vikas Sansthan	2001	Hardoi	100	0.99	0.83	105	105	66
25	Manav Bindu World Welfare Foundation	2001	Mathura	50	0.69	0.14	0	0	0
26	Parmarth Samaj Sevi Sansthan	2001	Jalaun	50	0.65	0.51	50	50	22
27	Nauhil Integerated Rural Project for Health and Development	2001	Mathura	100	0.90	0.67	100	100	25
28	Jan Sewa Avam Prasikshan Sansthan	2001	Prathapgarh	60	0.86	0.74	105	62	47
29	Bhagwati Mahila Kalyan Sansthan	2001	Pilibhit	60	0.90	0.61	60	60	28
30	Gramin Samaj Vikas Kendra	2001	Meerut	60	0.90	0.68	77	72	15
31	Antodaya Vikas Sansthan	2001	Fatehpur	50	0.51	0.40	48	46	23
32	Janta Shikshan Sansthan	2001	Bareilly	50	0.70	0.70	54	54	50
33	Sewa Vikas Sansthan	2001	Bahraich	50	0.70	0.14	15	0	0
34	Nari Gramodyog Sewa Samiti	2001	RaeBareilli	50	0.62	0.52	50	50	25
35	Arthik Vikas Evam Jan Kalyan Sansthan	2001	Ambedkarnagar	100	1.10	0.41	83	59	0
36	Purvanchal Gramin Chetna Samiti	2001	Ballia, Mau and Ghazipur	700	10.10	10.10	716	707	700
37	Grameen Vikas Sansthan	2001	Raebareilli	100	1.06	0.86	100	100	34
38	Yuva Club	2001	Mathura	50	0.70	0.45	50	45	24
39	Gramin Vikas Sansthan	2001	Kushinagar	100	1.50	1.50	100	100	100
40	Society for Development of Appropriate Technology	2001	Bareilly	100	1.50	0.75	123	105	55
41	Jan Sevashram Chakranagaram	2001	Azamgarh	100	1.38	1.36	107	107	94
42	Sankalp Jyoti Kalyan Samiti	2001	Pilibhit	60	0.90	0.87	60	60	54
43	Vikas Sansthan	2001	Firozabad	50	0.72	0.57	50	50	27
44	Yuva Chetna Kendra	2001	Deoria	100	1.50	1.50	100	100	100
45	Gorakhpur Environ. Action Group	2001	Gorakhpur, Basti and Deoria	300	4.75	3.95	300	291	211
46	Jeevan Jyothi Holy Cross Sisters	2001	Sitapur	100	1.80	0.89	102	87	14
47	Janpriya Sewa Sansthan	2001	Pratapgarh	60	0.90	0.85	60	60	42
48	Sri Ambey Mahila Gramodyog Sewa Sansthan	2001	Gorakhpur	60	0.90	0.18	20	15	0
49	Uttar Pradesh Vanwasi Sewa Sansthan	2001	Lakhimpur-Kheri	50	0.85	0.85	67	67	50
50	Pratinidhi Samiti	2001	Ballia	75	1.04	0.45	35	35	18
51	Jeevan Dhara Marg Darshak Society	2001	Deoria	125	2.00	0.83	103	72	1
52	Centre for Rural Entrepreneurship and Tech. Education	2001	Firozabad	125	1.88	1.79	126	126	125
53	Shree Bharadwaj Gramodyog Seva Sansthan	2001	Maharajganj	60	0.90	0.18	28	6	0
54	Harpal Gramoudhyog Vikas Kendra	2001	Moradabad	60	1.08	0.93	60	60	47
55	Men's Institute for Development and Training	2002	Ghaziabad	60	0.90	0.45	65	65	0
56	Manav Sewa Kendra	2002	Chandauli	100	1.45	1.29	167	153	100
57	Purvanchal Grameen Kalyan Sansthan	2002	Ghazipur	60	0.90	0.86	62	62	60
58	Vishwas Sansthan	2002	Rae Bareilli	50	0.69	0.69	50	50	50
59	Chetna Seva Sansthan	2002	Rampur	60	1.08	1.08	60	60	60
60	Paryavaran Evam Prodyogiki Uttan Samiti	2002	Chandauli	50	0.84	0.73	50	50	43
61	Pragya Gramotthan Seva Samiti	2002	Fatehpur	50	0.77	0.78	50	50	50
62	Purti Sansthan	2002	Ghazipur	50	0.84	0.71	66	60	26



STATEMENT – IX - A (Contd.)

(Amount Rs. Lakh)

Sl. No.	AGENCY	Year of sanction	Districts to be covered	No. of SHGs to be promoted and credit linked	Amt. sanctioned	Progress made as on 31 March 2008			
						Total amount released	No. of SHGs promoted	No. of SHGs with SB A/cs	No. of SHGs credit linked
63	Nagrik Jan Hitkari Samiti	2002	Gorakhpur and Maharajganj	50	0.84	0.84	98	91	52
64	Akhil Sanskritik Sansthan	2002	Basti	40	0.72	0.50	41	40	0
65	Sanchit Vikas Sansthan	2002	Basti	50	0.84	0.48	52	52	0
66	Gramotthan Bal Mahila Kalyan Sansthan	2002	Mau	100	1.68	0.34	0	0	0
67	Krishi Evam Shaikshik Prabandha Sansthan	2002	Pratapgarh	60	0.90	0.68	60	60	15
68	Gram Utthan Samiti	2002	Jhansi	60	0.89	0.18	15	11	0
69	Child and Women Welfare Associates	2002	Jaunpur	125	1.88	1.51	136	131	67
70	Sustainable Development Society	2002	Ghaziabad and Gautam Budha Nagar	50	0.84	0.80	50	50	42
71	Centre for Integrated Human Dev.	2002	Ghaziabad	50	0.84	0.17	36	24	4
72	Gramin Punarnirman Sansthan	2002	Azamgarh	50	0.84	0.55	70	42	8
73	Constructive Activities for Rural Women Association	2002	Saharanpur	50	0.84	0.42	30	28	4
74	Jan Seva Sadan	2002	Pratapgarh	60	1.02	1.02	60	60	60
75	Nagrik Kalyan Seva Samiti	2002	Muzaffarnagar	100	1.80	1.02	81	81	0
76	Gayatri Gramya Vikas Vaidik Shikshan Avum Pratikshan Sansthan	2002	Sitapur	50	0.75	0.52	50	40	23
77	Unnayan Sansthan	2002	Mirzapur	50	0.70	1.24	50	50	33
78	Bareilly Diocesan Social Service Centre	2002	Pilibhit	60	0.90	0.71	60	60	25
79	Gramodaya Jan Jagriti Samiti	2002	Muzaffarnagar	50	0.84	0.17	39	39	0
80	Gramin Sarvadaliya Manav Utthan Samiti	2002	Bijnor	20	0.27	0.00	0	0	0
81	Pragatisheel Bal Vikas Sanstha	2002	Bijnor	50	0.84	0.24	44	37	8
82	Chetna	2002	Jhansi	250	3.75	0.75	0	0	0
83	Network of Entrepreneurship and Eco. Dev.	2002	Barabanki	100	1.80	1.08	97	75	15
84	Asian Soc. for Entrepreneurship Educ. and Dev.	2002	Mirzapur	50	0.79	0.00	0	0	0
85	Sahyog Samajik Sansthan	2002	Chitrakoot	50	0.84	0.17	0	0	0
86	National Council of Dev. Communication	2002	Chandauli	20	0.36	0.00	0	0	0
87	Institute for Integrated Society Dev.	2002	Barabanki	100	1.99	0.40	15	8	0
88	BAIF Institute for Rural Development	2002	Allahabad, Basti and Sant Kabirnagar	350	5.88	4.45	350	350	87
89	People'sAction for National Integration	2002	Ambedkarnagar, Faziabad and Sultanpur	500	9.22	4.60	272	272	65
90	ACIL-Navasarjan Rural Dev. Foundation	2003	Philibit	100	1.80	0.58	52	24	0
91	Milk Bikney Gram Udyog Samiti	2003	J.P.Nagar	100	1.80	1.80	100	100	100
92	Surya Gramodyog Vikas Samiti	2003	Faizabad	50	0.90	0.00	0	0	0
93	Samarpan Jan Kalyan Samiti	2003	Jalaun	50	0.89	0.54	60	54	0
94	Bharatiya Janjati Samaj Kalyan Sewa Sansthan	2003	Baharaich	50	0.70	0.70	63	63	50
95	Grameen Seva Sansthan	2003	Bagpat	50	0.70	0.56	50	50	26
96	Sharif Gramodyog	2003	Moradabad and Rampur	200	3.60	3.60	201	201	201
97	Mahila Evam Bal Kalyan Utthan Samiti	2003	Ghazipur	50	0.89	0.52	45	45	0
98	Nehru Yuva Mandal	2003	Faizabad	100	1.75	1.00	68	68	30
99	Swargiya Pramath Nath Chaudhury Shiksha Kalyan Samiti	2003	Gonda	50	0.85	0.61	50	50	3
100	Awalamb Sewa Sansthan	2003	Gorakhpur	50	0.90	0.64	55	55	8
101	Mahila Sewa Sansthan	2003	Moradabad	50	0.88	0.43	31	31	2
102	Itauri Gram Vikas Samiti	2003	Jaunpur	100	1.70	0.34	15	5	0
103	Solanki Gramoudyog Sewa Samiti	2003	Ballia	100	1.80	1.74	100	100	100
104	Gramin Samaj Sewa Sansthan	2003	J.P.Nagar	50	0.90	0.78	50	50	31



STATEMENT – IX - A (Contd.)

(Amount Rs. Lakh)

Sl. No.	AGENCY	Year of sanction	Districts to be covered	No. of SHGs to be promoted and credit linked	Amt. sanctioned	Progress made as on 31 March 2008			
						Total amount released	No. of SHGs promoted	No. of SHGs with SB A/cs	No. of SHGs credit linked
105	Manviya Dristicone Sewa Samiti	2003	Mirzapur	50	0.83	1.33	50	50	50
106	Samudayik Vikas Ashram	2003	Mau	50	0.90	0.18	0	0	0
107	Gram Vikas Samiti	2003	Deoria	100	1.50	1.50	100	100	100
108	Mahila Jagriti Samiti	2003	Raebareli	50	0.93	0.93	50	50	50
109	Mahila Prabhodhini Foundation	2003	Mirzapur	250	4.45	1.91	235	115	7
110	Navchetan	2003	Barabanki and Bahraich	250	4.55	2.82	214	167	64
111	Welfare Association of Volunteers for Environment	2003	Gorakhpur	50	0.88	0.44	50	46	0
112	Raniganj Kshetriya Vikas Samiti	2003	Pratapgarh	100	1.80	1.71	100	100	87
113	Institute of Social Welfare and Action Research	2003	Mathura	200	3.70	2.38	176	129	92
114	Vikalp	2003	Maharajganj	100	1.80	1.13	80	75	34
115	Milk Bikney Gram Udhog Samiti	2003	J.P.Nagar	300	5.40	5.40	300	300	300
116	Lokpriya Janhit Sewa Samiti	2003	Pratapgarh	60	1.11	1.11	60	60	60
117	Mahila Swarojgar Samiti	2003	Varanasi	50	0.90	0.90	50	50	50
118	Lucknow Mahila Sewa Trust	2003	Barabanki and Lucknow	50	0.90	0.18	0	0	0
119	Vishwas Sansthan	2004	Raebareli	200	3.70	3.70	200	200	200
	Refresher training and hand holding as on 24.4.07	2007			2.00				
120	Jan Sewa Avam Prasikshan Sansthan	2004	Pratapgarh	200	3.70	0.74	0	0	0
121	Upkar	2004	Ferozabad	50	0.90	0.45	50	50	0
122	Human Society	2004	Sultanpur	100	1.85	1.85	100	100	100
123	Swami Kalyandeo Gramothan Samiti	2004	Baghpat	100	1.82	0.00	0	0	0
124	Gramin Sewa Sansthan	2004	Sultanpur	200	3.70	2.82	176	168	38
125	Janpriya Sewa Sansthan	2004	Pratapgarh	200	3.70	3.49	200	200	160
126	Uttar Pradesh Vanwasi Sewa Sansthan	2004	Lakhimpur Kheri	100	1.80	1.75	100	100	100
127	Jan Kalyan Samiti	2004	Budaun	50	0.90	0.76	50	50	25
128	Nagrik Sewa Samiti	2004	Budaun	50	0.90	0.18	50	50	25
129	Gulab Mahila Seva Sansthan	2004	Bareilly	50	0.90	1.18	50	50	41
	Additional sanction	2005			0.55				
130	Matra Smriti Sewa Sansthan	2004	Rae Bareilly	50	0.90	0.66	44	44	16
131	Development Assn. for Human Advancement	2004	Bahraich	50	0.90	0.90	50	50	50
132	Foundation for Development and Research	2004	Barabanki	50	0.90	0.34	50	24	2
133	Jan Vikas Samiti	2004	Varanasi	50	0.90	0.65	50	48	15
134	Jan Gramin Vikas Sansthan	2004	Azamgarh	50	0.90	0.18	13	4	0
135	Srawasti Gramodyog Seva Sansthan	2004	Bahraich	50	0.90	0.81	50	50	50
136	Gramin Mahila Shiksha Samiti	2004	Faizabad	50	0.90	1.40	50	50	50
137	Kunwar Khadi Gramodyog Sansthan	2004	Faizabad	50	0.90	0.21	5	5	0
138	Jan Samarpit Sewa Samiti	2004	Lalitpur	50	0.90	0.18	35	32	5
139	SarvaHitkari Shiksha Prasar Samiti	2004	Mathura	50	0.90	0.25	50	8	0
140	Participatory Action for Community Empowerment	2004	Sitapur	50	0.90	0.46	50	46	7
141	Sri Sachidanand Shikshan Samiti	2004	Varanasi	50	0.90	0.41	50	26	0
142	Gramayanchal Sewa Samiti	2004	Varanasi	50	0.90	0.18	0	0	0
143	Adarsh Gramodyog Vikas Sansthan	2004	Ghazipur	50	0.90	0.48	25	25	22
144	Solidarity of the Nation	2004	Bahraich	50	0.90	0.18	15	8	5
145	Prayas Jan Kalyan Samiti	2004	Lalitpur	50	0.90	0.18	20	12	0
146	SHASHVAT	2004	Maharajganj	50	0.90	0.67	50	50	27
147	Voluntary Assn. for Rural Upliftment and Networking [VARUN]	2004	Chandauli	50	0.90	0.84	50	49	49
148	Gramin Sewa Samiti	2004	Lalitpur	50	0.80	0.44	50	50	27



STATEMENT – IX - A (Contd.)

(Amount Rs. Lakh)

Sl. No.	AGENCY	Year of sanction	Districts to be covered	No. of SHGs to be promoted and credit linked	Amt. sanctioned	Progress made as on 31 March 2008			
						Total amount released	No. of SHGs promoted	No. of SHGs with SB A/cs	No. of SHGs credit linked
149	Bharatiya Janjati Samaj Kalyan Sewa Sansthan	2004	Bahraich	100	1.76	1.71	100	100	100
150	Nagrik Jan Hitkari Samiti	2004	Gorakhpur and Maharajganj	100	1.80	1.62	100	100	100
151	Sarva Hitkari Shiksha Prasar Samiti	2004	Aligarh	30	0.54	0.11	0	0	0
152	Gramya Vikas Samiti	2004	Unnao	50	0.90	0.78	50	50	17
153	Gayatri Parivar Sewa Samiti	2004	Fatehpur	50	0.90	0.24	19	11	0
154	Gyanodaya	2004	Hardoi	50	0.90	0.78	55	50	30
155	SaiJyoti Gramodyog Samaj Seva Samiti	2004	Chandauli	50	0.90	0.18	45	40	28
156	Gayatri Parivar Sewa Sansthan	2004	Azamgarh	50	0.90	0.21	14	6	0
157	Kisan Mazdoor Mahila Shilpkala Kendra	2004	Azamgarh	50	0.90	0.26	28	14	0
158	Ambedkar Social Welfare Minority Society	2004	Ballia	50	0.90	0.18	0	0	0
159	Meerut Sewa Samaj	2005	Baghpat	50	0.90	0.80	50	50	32
160	Pragya Gramotthan Sewa Samiti	2005	Fatehpur	50	0.90	0.64	44	40	24
161	Manav Grameen Vikas Sansthan	2005	Hardoi	50	0.85	0.17	3	0	0
162	Nehru Yuva Mandal	2005	Mathura	50	0.90	0.00	0	0	0
163	Samar Sewa Sansthan	2005	Pilibhit	25	0.45	0.09	0	0	0
164	Solanki Gramoudyog Sewa Samiti	2005	Ballia	100	1.80	0.65	60	17	0
165	Milk Bikney Gram Udyog Samiti	2005	Moradabad and Bareilly	700	12.60	10.88	661	650	561
166	Rajiv Gandhi Charitable Trust	2005	Sultanpur	200	3.60	3.14	200	200	114
167	Tewaria Sewa Ashram	2005	Allahabad	50	0.90	0.18	0	0	0
168	Sankalp Jyoti Kalyan Samiti	2005	Pilibhit	50	0.90	0.63	41	41	22
169	Meerut Sewa Samaj	2005	Meerut	50	0.90	1.05	50	50	50
170	Samadhan Manav Seva Sansthan	2005	Maharajganj	50	0.90	0.43	31	31	0
171	Bharatiya Sewa Sansthan	2005	Lalitpur	50	0.90	0.18	25	10	0
172	Society for Integrated Development of Farming Community	2005	Allahabad	50	0.90	0.18	13	13	0
173	Centre for Rural Entrepreneurship and Technical Education	2005	Sant Ravidas Nagar	50	0.90	0.18	0	0	0
174	Purvanchal Gramin Chetna Samiti	2005	Ballia	300	6.00	3.83	312	221	77
175	Divya Jyoti Sewa Niketan	2005	Pratapgarh	50	0.90	0.53	50	43	0
176	Devi Sansthan	2005	Luckow	50	0.90	0.18	12	12	0
177	Sharif Gramudhyog Vikas Kendra	2005	Moradabad	50	0.90	0.90	50	50	50
178	Jai Gramin Vikas Evam Shiksha Prasar Sansthan	2005	Unnao	30	0.54	0.00	0	0	0
179	Milk Bikney Gram Udyog Samiti	2005	Bijnore	50	0.90	0.74	50	50	21
180	IIFCO Foundation	2005	Deoria and Lalitpur	150	3.00	1.92	150	150	144
181	Mahila Jagruti Samiti	2005	Raebareli	150	4.50	3.20	150	150	136
182	Lokpriya Janhit Sewa Samiti	2005	Pratapgarh	200	4.92	4.48	200	200	200
183	Gram Vikas Sewa Sansthan	2005	Pratapgarh	50	0.90	0.88	50	50	47
184	Gramin Sewa Sansthan	2005	Baghpat	50	0.90	1.15	50	50	50
185	Shashwat Sahbagi Sansthan	2005	Sitapur	50	0.90	0.61	54	41	15
186	Rajkali Mahila Kalyan Samiti	2005	Varanasi	30	0.54	0.11	15	9	0
187	Jan Seva Sadan	2005	Pratapgarh	50	0.90	0.87	50	50	50
188	Naujhil Integerated Rural Project for Health and Development	2005	Mathura	50	0.90	0.18	20	20	0
189	Bundelkhand Vikas Seva Sansthan	2005	Allahabad	50	0.90	0.56	50	35	21
190	Vijay Gramodyog Vikas Sansthan	2005	Baluandshahar	50	0.90	0.75	50	50	27
191	Matri Bhoomi Sewa Sansthan	2005	Baghpat	30	0.54	0.31	27	22	0
192	Vikas Dhara Mahila Sansthan	2005	Jhansi	50	0.90	0.32	26	26	0
193	Vinobha Sewa Ashram	2005	Pilibhit	50	0.90	1.40	50	50	50
194	Jan Sewashram Chakranagaram	2005	Azamgarh	50	0.90	0.86	57	57	42



STATEMENT – IX - A (Contd.)

(Amount Rs. Lakh)

Sl. No.	AGENCY	Year of sanction	Districts to be covered	No. of SHGs to be promoted and credit linked	Amt. sanctioned	Progress made as on 31 March 2008			
						Total amount released	No. of SHGs promoted	No. of SHGs with SB A/cs	No. of SHGs credit linked
195	Nagariya Evam Gramin Vikas Sewa Samiti	2005	Rampur	50	0.90	0.44	48	33	18
196	Paraspur Action Council for Empowerment	2005	Gonda	50	0.90	0.50	50	24	19
197	Swaraj Khadi Ashram	2005	Shraswasti	50	0.90	0.18	0	0	0
198	Panchsheel Social Welfare Society	2005	Agra	50	0.90	0.25	26	13	0
199	Nav Chetan Gramodyog Samiti	2005	Firozabad	50	0.90	1.01	50	50	50
200	Veer Aklavya Krishi Uthan Samiti	2005	Sultanpur	50	0.90	0.29	21	12	2
201	Mahila Swarojgar Samiti	2005	Varanasi	50	0.90	0.89	106	105	81
202	Swargiya Deva Shanker Smarak Samiti Sanction enhanced by Rs.50000/- vide QPR as on 30.6.07	2005	Gonda	50	0.90 0.50	0.86	50	50	42
203	Chetna Sewa Sansthan	2005	Rampur	50	0.90	0.90	50	50	50
204	Food for Life Vrindavana Society	2005	Mathura	50	0.90	0.52	39	34	9
205	Society for Intransient Rural Development Organsiation Grant enhanced by Rs.25000/- vide QPR as on 31.03.2008	2005	Allahabad	50	0.90 0.25	0.75	50	50	26
206	UP Gramin Mahila Vikas Sansthan	2005	Azamgarh	50	0.90	0.45	30	30	5
207	Janhit Sewa Samiti	2005	Allahabad	50	0.90	0.65	50	45	0
208	Suganth Sewa Sansthan	2005	Hardoi	25	0.45	0.09	0	0	0
209	Sharif Gramudhyog Vikas Kendra	2005	Moradabad	50	0.90	0.90	50	50	50
210	Arman Samaj Sevi Sansthan	2005	Hamirpur	25	0.45	0.09	0	0	0
211	Uttar Pradesh Gram Vikas Sansthan Addl grant sn vide QPR as on 31.03.2008	2005	Allahabad	50	0.90 0.50	1.25	50	50	49
212	Gyan Deep Mahila Kalyan Samiti	2005	Ghazipur	50	1.45	0.98	50	50	50
213	Gram Vikas Seva Sansthan	2005	Sultanpur	50	1.45	1.08	50	48	1
214	Jan Kalyan Sansthan	2005	Meerut	50	1.45	1.45	50	50	50
215	Baba Ram Karan Das Grameen Vikas Samiti	2005	Gorakhpur	50	1.45	0.73	55	55	11
216	Janhit Gramoudyog Sewa Sansthan	2005	Gautam Buddha Nagar	50	1.45	0.15	32	32	0
217	Om Gramya Vikas Sevashram	2005	Gorakpur	50	1.45	0.57	31	31	27
218	Janta Shikshan Sansthan	2005	Bareilly	50	1.45	0.78	50	50	17
219	Bundelkhand Sewa Sansthan	2005	Lalitpur	25	0.73	0.56	25	25	25
220	Diocese of Varanasi Social Service Society	2005	Varanasi	25	0.73	0.20	25	16	0
221	Gram Vikas Samiti	2005	Maharajganj	50	1.45	0.15	0	0	0
222	Daud Memorial Christian Gramin Vikas Samiti	2005	Gorakhpur	50	1.45	1.16	50	50	0
223	Jan Seva Shiksha Samiti	2005	Jhansi	50	1.45	0.15	50	50	0
224	Shubham Vikas Sansthan	2005	Sitapur	50	1.45	0.93	50	50	47
225	Pragati Social Service Society	2005	Moradabad	50	1.45	1.32	50	50	19
226	Mahila Swarojgar Samiti	2005	Sitapur	50	1.45	0.60	45	39	11
227	Kamala Shikshan Sewa Sansthan	2005	Kaushambi	25	0.73	0.07	9	9	0
228	Sadhbhawana Sewa Evam Shihsha Sansthan	2005	Allahabad	25	0.73	0.07	10	10	0
229	Nav Jyoti Seva Sansthan	2005	Sitapur	50	1.45	1.08	173	53	50
230	Maa Kushehari Mahila Vikas Sansthan	2005	Unnao	50	1.45	1.02	50	50	50
231	Gramin Vikas Evam Sakshik Sewa Sansthan	2005	Azamgarh	25	0.73	0.07	10	0	0
232	Star Welfare Society	2005	Azamgarh	25	0.73	0.07	15	12	0
233	Adi Shakti Manav Kalyan Sewa Sansthan	2005	Ghazipur	25	0.73	0.07	10	0	0



STATEMENT – IX - A (Contd.)

(Amount Rs. Lakh)

Sl. No.	AGENCY	Year of sanction	Districts to be covered	No. of SHGs to be promoted and credit linked	Amt. sanctioned	Progress made as on 31 March 2008			
						Total amount released	No. of SHGs promoted	No. of SHGs with SB A/cs	No. of SHGs credit linked
234	Meerut Sewa Samaj	2005	Meerut	50	1.45	0.86	48	34	14
235	Vinoba Seva Ashram	2006	Shahjahanpur, Pilibhit, Sitapur, Lakhimpur-Kheri and Hardoi	800	24.00	20.40	800	800	800
236	Nagrik Jan Hitkari Samiti	2006	Gorakhpur and Maharajganj	300	8.55	2.59	139	139	63
237	Gramin Seva Samiti	2006	Lalitpur	50	1.45	0.15	0	0	0
238	Buddhankur Education and Social Welfare Society	2006	Ballia	25	0.73	0.46	29	28	19
239	Indian Society for Community Development	2006	Basti	50	1.45	0.15	20	6	0
240	Nar Narayan Sewa Sansthan	2006	Sultanpur	50	1.40	0.87	50	30	3
241	Samarpan Sewa Sansthan	2006	Ballia	25	0.73	0.51	52	43	25
242	Nari Vikas Kalyan Samiti	2006	Allahabad	25	0.73	0.51	25	25	25
243	Navneet Foundation	2006	Rae Bareilly	50	1.45	0.49	48	48	3
244	Kashi Samaj Shiksha Vikas Sansthan	2006	Budaun	50	1.45	0.15	28	21	0
245	Sanchena Sewa Samiti	2006	Mirzapur	25	0.73	0.22	17	11	0
246	Mother Theresa Foundation	2006	Deoria and Kushinagar	50	1.45	0.15	50	34	0
247	Agra Catholic Samaj Sewa Sansthan	2006	Mathura	25	0.63	0.06	8	4	0
248	Rashtriya Gaurav Yuva Vikas Sansthan	2006	Banda	25	0.73	0.07	8	8	0
249	Sraddha Samiti	2006	Banda	25	0.73	0.07	11	2	0
250	Development Association for Human Advancement	2006	Bahraich	50	1.45	0.87	52	43	40
251	Gramya Vikas Samiti	2006	Unnao	50	1.45	1.30	51	51	51
252	Voluntary Assn. for Rural Upliftment and Networking [VARUN]	2006	Chandauli	50	1.40	0.96	56	56	47
253	Gramin Sewa Samiti	2006	Bulandshahar	50	1.45	0.15	11	0	0
254	Tarun Vikas Sansthan	2006	Banda	25	0.73	0.07	5	3	0
255	Vinobha Gyan Mandir Sewa Samiti	2006	Banda	25	0.73	0.07	15	4	0
256	Urmil Sewa Ashram	2006	Banda	50	1.45	0.32	37	24	0
257	Kisan Udyog Sansthan	2006	Deoria	50	1.45	0.43	40	40	0
258	Bundelkhand Sewa Sansthan	2006	Lalitpur	50	1.45	0.26	35	26	19
259	Mangal Jyoti Mahila Evam Bal Utthan Sansthan	2006	Banda	50	1.45	0.15	32	16	1
260	Manavodaya Sansathan	2006	Banda	50	1.45	0.15	30	18	0
261	Anusuchit Avam Janjati Gramudyog Vikas Samiti	2006	Bahriach	25	0.73	0.29	28	22	0
262	Association for Self Reliance in Tarai and Hill Areas	2006	Shraswasti	25	0.73	0.07	0	0	0
263	Human Society	2006	Sultanpur	50	1.40	1.10	50	50	50
264	Panchsheel Development Trust	2006	Bahriach	25	0.73	0.07	0	0	0
265	Gautam Buddha Jan Kalyan Seva Sansthan	2006	Kushinagar Deoria	50	1.45	0.65	52	52	0
266	Nootan Vikas Sansthan	2006	Deoria	50	1.45	0.15	0	0	0
267	Paragilal Vidyadham Samiti (name changed to Vidyadham Samiti)	2006	Banda	25	0.73	0.28	25	20	0
268	Rajiv Gandhi Charitable Trust	2006	Sultanpur	500	14.50	7.87	500	500	186
269	Bharatiya Viklang Kalyan Associate	2006	Banda	50	1.45	0.15	5	2	0
270	Divya Seva Sansthan	2006	Banda	25	0.73	0.27	25	22	0
271	Sarawasti Gramodyog Seva Sansthan	2006	Bahraich	110	0.99	0.00	0	0	0
272	Amit Grameen Mahila Shiksha Samiti	2006	Faizabad	30	0.87	0.61	50	50	43
273	Saurav Mahila Vikas Evam Prashikchhan Sansthan	2006	Azamgadh	50	1.45	0.20	23	12	0
274	Dr.Ambedkar Jan Chetna Sansthan	2006	Azamgadh	25	0.73	0.43	25	25	0
275	Purvanchal Grameen Kalyan Sansthan	2006	Ghazipur	300	8.70	2.10	0	0	0



STATEMENT – IX - A (Contd.)

(Amount Rs. Lakh)

Sl. No.	AGENCY	Year of sanction	Districts to be covered	No. of SHGs to be promoted and credit linked	Amt. sanctioned	Progress made as on 31 March 2008			
						Total amount released	No. of SHGs promoted	No. of SHGs with SB A/cs	No. of SHGs credit linked
276	Sanjay Gramoudyogik Samithi	2006	Jalaun	40	1.15	0.00	0	0	0
277	Mahila Khadi Gramya Sewa Sansthan	2006	Barabanki	50	1.45	0.38	31	30	7
278	Sahas Seva Sansthan	2006	Bahirach	50	1.45	0.39	51	29	0
279	Mahila Va Berojgar Sewa Samithi	2006	Jalaun	50	1.45	0.15	0	0	0
280	Manav Uthan Parishad	2006	Jalaun	50	1.45	0.15	0	0	0
281	Sarwangeen Gramodyog Seva Sansthan	2006	Azamgarh	50	1.45	0.19	25	10	0
282	Ravidas Samaj Kalyan Seva Sansthan	2006	Kushinagar	50	1.45	0.15	0	0	0
283	Jan Sewa Prashikshan Sansthan	2006	Ghazipur	50	1.45	0.53	46	46	0
284	Greenage India	2006	Jaunpur	50	1.45	0.15	0	0	0
285	Swami Vivekanand Shikshan Avam Samaj Kalyan Samiti	2006	Sant Kabirnagar	50	1.45	0.15	10	0	0
286	Sharif Gramudhyog Vikas Kendra	2006	Moradabad	300	8.70	0.68	300	300	280
287	Sarawasti Gramodyog Seva Sansthan	2006	Shraswati	50	1.45	0.98	50	50	50
288	Jai Kishan Vikas Samiti	2006	Unnao	50	1.45	0.15	0	0	0
289	Jan Samarth Samiti	2006	Jalaun	50	1.45	0.80	50	50	0
290	AASHRAY	2006	Siddharth Nagar	50	1.45	0.17	16	6	0
291	Bharatiya Janjati Samaj Kalyan Sewa Sansthan	2006	Bahirach	50	1.45	1.45	50	50	50
292	Bhaiya Badri Prasad Foundation	2006	Basti	50	1.45	0.00	0	0	0
293	Uthan Yuva Chetna Samiti	2006	Lakhimpur Khiri	50	1.45	0.15	0	0	0
294	Adarsh Gramin Vikash Sansthan	2006	Allahabad	50	1.45	0.15	0	0	0
295	Navodit Gramouttahan Seva Samiti	2006	Hamipur	50	1.45	0.44	0	0	0
296	Drigshram Swyam Sevi Samiti	2006	Varanasi	50	1.45	0.15	0	0	0
297	Jan Kalyan Sanstha	2006	Meerut	50	1.45	0.91	50	50	36
298	Maitreyee Sahitiyik Sanskritik Evam Samajik	2006	Allahabad	50	1.45	0.15	0	0	0
299	Adarsh Jan Sewa Sansthan	2006	Jhansi	50	1.45	0.15	0	0	0
300	Param Lal Sewa Samithi	2006	Hamirpur	50	1.45	0.80	50	50	15
301	Himalyan Urja Vikas Sansthan	2006	Lalitpur	50	1.45	0.00	0	0	0
302	Ashray Sewa Sansthan	2006	Roshan Garh	50	1.45	1.02	50	50	50
303	Akhil Bharatiya Gramodaya Seva Sansthan	2006	Bahraich	50	1.45	0.78	50	50	17
304	Sharnam Sansthan	2006	Barabanki	50	1.45	0.26	50	26	0
305	Sadguru Jan Seva Sansthan	2006	Maharajganj	50	1.45	0.15	0	0	0
306	Gram Vikas Sansthan	2006	Hardoi	50	1.45	0.42	35	24	10
307	Natural Human Resource Development	2006	Faizabad	50	1.45	0.15	0	0	0
308	Nav Chetna Gramodaya Samithi	2006	Firozabad	50	1.45	0.97	53	53	44
309	Lok Sewa & Gramin Prodyogiki Vikas Sansthan	2006	Faizabad	50	1.45	0.15	0	0	0
310	Jan Kalyan Gramodyog Seva Ashtram	2006	Sonebhadra	50	1.45	0.15	0	0	0
311	Adhunik Shikshak Evam Prashikshan Vikas	2006	Unnao	50	1.45	0.15	0	0	0
312	Harpal Gramodyog Vikas Kendra	2006	Moradabad	50	1.45	0.58	35	35	20
313	Vandana Mahila Vikas & Balwari Kendra	2006	Mirzapur	50	1.45	0.38	25	21	8
314	Sri Gurudatt Sewa Sansthan	2006	Sultanpur	50	1.45	0.64	48	40	17
315	Manav Vikash Sansthan	2006	Pratapgarh	50	1.45	0.44	0	0	0
316	Jagrook Mahila Gramodyog	2006	Aligarh	50	1.45	0.15	0	0	0
317	Nagariya Gramin Vikas Sansthan	2006	Unnao	50	1.45	0.15	0	0	0
318	Gramodaya Samaj Kalyan Samiti	2006	Unnao	50	1.45	0.40	33	33	15
319	DISA	2006	Basti	50	1.45	0.15	0	0	0
320	Bal Chetna Samiti	2006	Firozabad	50	1.45	0.92	53	50	28



STATEMENT – IX - A (Contd.)

(Amount Rs. Lakh)

Sl. No.	AGENCY	Year of sanction	Districts to be covered	No. of SHGs to be promoted and credit linked	Amt. sanctioned	Progress made as on 31 March 2008			
						Total amount released	No. of SHGs promoted	No. of SHGs with SB A/cs	No. of SHGs credit linked
321	ADHAR	2006	Kanpur	50	1.45	0.15	0	0	0
322	Gyandeep Mahila Kalyan Samiti	2007	Ghazipur	500	14.50	1.45	0	0	0
323	Manviya Drishtikon Seva Samiti	2007	Mirzapur & Sonebhadra dists.	300	8.70	1.57	125	86	0
324	Mahila Prashikshan Sewa Sansthan	2007	Maharajanj	50	1.45	0.15	0	0	0
325	Madhavan Sewa Samithi	2007	Fatehpur	50	1.45	0.44	19	19	15
326	Bal Avadh Mahila Vikas Samithi	2007	Jalaun	50	1.45	0.15	0	0	0
327	Shrishti Sewa Sansthan	2007	Maharajanj	50	1.45	0.15	0	0	0
328	Dowaha Audhyogik Gramodhyog Vikas Sansthan	2007	Kaushambi	50	1.45	0.44	0	0	0
329	Social Welfare Organisation	2007	Bulandshahr	50	1.45	0.15	0	0	0
330	Gramin Vikas Prayash Samithi	2007	Mau	50	1.45	0.44	0	0	0
331	Samagra Vikas Samithi	2007	Mau	50	1.45	0.44	0	0	0
332	Samudayik Kalyan Evam Vikas Sansthan	2007	Kushinagar	50	1.45	0.44	0	0	0
333	Gulab Mahila Seva Sansthan	2007	Bareilly	300	8.70	2.61	0	0	0
334	Mahila Jagriti Mandal	2007	Chitrakoot	50	1.45	0.83	50	50	30
335	Sri Ramanand Saraswati Pustakalaya	2007	Azmatgarh	50	1.45	0.25	17	11	0
336	Jagriti Gramodyog Sewa Sansthan	2007	Unnao	50	1.45	0.24	22	22	0
337	Lok Jagriti Sansthan	2007	Ambedkar Nagar	50	1.45	0.15	0	0	0
338	Vinoba Sewa Ashram	2007	Uttar Pradesh	1000	29.00	13.05	0	0	0
339	Om Gaura Sewa Samiti	2007	Aligarh	50	1.45	0.44	0	0	0
340	Grace Academy	2007	Aligarh	50	1.45	0.44	0	0	0
341	Gramin Vikas Avm Prodyogiki Kendra	2007	Faizabad	50	1.45	0.44	0	0	0
342	Vidya Devi Gramin Vikas Sansthan	2007	Hamirpur	50	1.45	0.44	0	0	0
343	Arpit Gramin Vikas Sansthan	2007	Kanpur N	50	1.45	0.22	18	18	0
344	Sarathi Development Foundation	2007	Lalitpur	350	10.15	1.51	244	104	0
345	Society for Development Alternatives	2007	Jhansi	250	7.25	2.18	0	0	0
346	Jana Sewa Sadan	2007	Pratapgarh	100	2.90	0.46	40	40	0
347	Lokpriya Janhit Sewa Sansthan	2007	Pratapgarh	600	17.40	2.09	40	38	14
348	Nehru Yuva Sangathan	2007	Meerut	50	1.45	0.65	50	50	9
349	Mahila Jagran Samiti	2007	Ghazipur	50	1.45	0.44	0	0	0
350	Gangotri Sewa Sansthan	2007	Lalitpur	50	1.45	0.17	37	20	0
351	Karm Sansthan	2007	Raibareli	50	1.45	0.19	11	11	0
352	G.D. Foundation	2007	Faizabad	50	1.45	0.15	0	0	0
353	Surya Gramodyog Vikas Samithi	2007	Faizabad	50	1.45	0.44	0	0	0
354	Antyodaya Nehru Vikas Sansthan	2007	Fatehpur	50	1.45	0.26	18	16	0
355	Human Society	2007	Sultanpur	50	1.45	0.49	50	50	20
356	Vivekanand Gramin Vikas Evam Sanskritik Samiti	2007	Mirzapur	50	1.45	0.44	0	0	0
357	Vijaya Gramin Sewa Sansthan	2007	Gorakhpur	50	1.45	0.15	0	0	0
358	Sunil Memorial Sansthan	2007	Fatehpur	50	1.45	0.19	10	10	0
359	SAFE Society	2007	Gorakhpur	50	1.45	0.44	0	0	0
360	Gram Vikas Sewa Sansthan	2007	Pratapgarh	50	1.45	0.15	0	0	0
361	Baba Jagannath Shikshan Avam Manav Vikas Sansthan	2007	Azamgarh	50	1.45	0.15	0	0	0
362	Akhil Bhartiya Mahila Sewa Sansthan	2007	Azamgarh	50	1.45	0.38	25	25	0
363	Gramin Mahila Shiksha Samiti	2007	Barabank & Faizabad	100	2.90	1.11	69	57	25
364	Mahila Jagriti Samiti	2007	Raebareli	500	14.50	1.58	29	29	0
365	Gramya Vikas Samiti	2007	Unnao	200	5.80	1.74	0	0	0
366	Bhartiya Bal Vikas Sansthan	2007	Farukhabad	50	1.45	0.15	0	0	0
367	Gramin Mahila Vikas Samiti	2007	Bareilly	50	1.45	0.15	0	0	0



STATEMENT – IX - A (Contd.)

(Amount Rs. Lakh)

Sl. No.	AGENCY	Year of sanction	Districts to be covered	No. of SHGs to be promoted and credit linked	Amt. sanctioned	Progress made as on 31 March 2008			
						Total amount released	No. of SHGs promoted	No. of SHGs with SB A/cs	No. of SHGs credit linked
368	Lok Chetna Samithi	2007	Chandauli	50	1.45	0.15	0	0	0
369	Manav Vikas Sansthan	2007	Unnao	50	1.45	0.15	0	0	0
370	UP Gram Vikash Sansthan	2007	Allahabad	200	5.80	0.58	0	0	0
371	Sahyog Gramya Vikas and Shiksha Sansthan	2007	Pratapgarh	50	1.45	0.15	0	0	0
372	Pragya Gramotthan Sewa Samiti	2007	Fatehpur	50	1.45	0.15	0	0	0
373	Shramik Bharti	2007	Bidhnoo	50	1.45	1.45	0	0	0
374	Vidya Devi Sewa Sansthan	2007	Bhadohi	50	1.45	0.15	0	0	0
375	Jagriti Mahila Evam Bal Vikas Sanstha	2007	Bijnore	50	1.45	0.15	0	0	0
376	Grameen Parampara	2007	Chitrakoot	50	1.45	0.15	0	0	0
377	Hasta Shilpa Kala Kendra	2007	Kanpur	50	1.45	0.15	0	0	0
378	DEHAT	2007	Bahraich	250	7.25	0.73	0	0	0
379	Society for Intransient Rural Development	2007	Mooratganj	50	1.45	0.15	0	0	0
380	Sumati Gramoutthan Evam Prashikshan Sansthan	2007	Nehtour	50	1.45	0.15	0	0	0
381	Rameshwaram Yuva Vikas Seva Samiti	2007	City	50	1.45	0.15	0	0	0
382	Pragati Gramoudhyog Avam Samaj Kalyan Sansthan	2007	Manda	50	1.45	0.15	0	0	0
383	Mother Sumera Bal Evam Mahila Kalyan Samiti	2007	Masauli, Harakh	50	1.45	0.15	0	0	0
384	Gramin Sewa Sansthan	2007	Baghpat & Pilana	50	1.45	0.15	0	0	0
385	Sona Welfare Society	2007	Baxi Ka talab, Kakori	50	1.45	0.15	0	0	0
386	Swami Vivekanand samajik Shakshik Sansthan	2007	Sultanpur	50	1.50	0.15	34	26	7
387	Gramoudyog Sewa Samithi	2007	Azamgarh	50	1.50	0.15	0	0	0
388	Jai Maa Durga Gramoudhyog Sewa Sansthan	2007	Fatehpur	50	1.50	0.20	17	11	0
389	Youth Development and Training Institute	2007	Fatehpur	50	1.50	0.20	10	10	0
390	Purvanchal Gramin Sewa Samiti	2007	Gorakhpur	250	7.50	0.75	0	0	0
391	Bhartiya Gramin Vikas Sansthan	2007	Moradabad, Bijnor	850	25.50	2.55	0	0	0
392	Dr Bhimrao Ambedkar Sewa Sansthan	2007	Gauri Bazar	50	1.50				
393	Adarsh Gram Vikas Sansthan	2007	Pilakhua	50	1.50				
394	Gramin Vikas Kendra	2008	Chitrakoot	50	1.50	0.15	0	0	0
395	Gramonnati Sansthan	2008	Mahoba	50	1.50	0.15	0	0	0
396	Samajoutthan avam Bal Kalyan Sansthan	2008	Chitrakoot	50	1.50	0.15	0	0	0
397	Margshree Charitable Trust	2008	Jhansi	50	1.50	0.15	0	0	0
398	Aparna Memorial Nagar Gramya Vikas Sansthan	2008	Gorakhpur	50	1.50				
399	Mazloom Uthan avam Vanvashi Vikas Kendra	2008	Lakhimpur Kheri	50	1.50	0.15	0	0	0
400	Gramin Sanshadhan Vikas Avam Anusandhan Kendra	2008	Allahabad	50	1.50	0.15	0	0	0
401	Chetna Sewa Sansthan	2008	Rampur	50	1.50	0.15	0	0	0
402	Om Sewa Sansthan	2008	Ghaziabad	50	1.50	0.15	0	0	0
403	Raja Dinesh Singh Krishi Vigyan Kendra	2008	Pratapgarh	50	1.50				
404	Nehru Yuvak Samaj Samrasta Sewa Samithi	2008	Mau	50	1.50				
405	Maharashi Swami Dayanand Sewa Samithi	2008	Badaun	50	1.50				
406	Warshi Sewa Sadan	2008	Kannoj	50	1.50				
407	Shree Roshanlal Gautam Vikas Samithi	2008	Agra	50	1.50				



STATEMENT – IX - A (Contd.)

(Amount Rs. Lakh)

Sl. No.	AGENCY	Year of sanction	Districts to be covered	No. of SHGs to be promoted and credit linked	Amt. sanctioned	Progress made as on 31 March 2008			
						Total amount released	No. of SHGs promoted	No. of SHGs with SB A/cs	No. of SHGs credit linked
408	Vishwas Sansthan	2008	Rae Bareli	200	6.00				
409	Asha Gramothan Sansthan	2008	Chiragaon	50	1.50				
410	Sarvodaya Sewa Ashram	2008	Baberu	50	1.50				
411	Centre for People Biotechnology	2008	Tahaka, Achala	50	1.50				
412	Centre for People Biotechnology	2008	Taharpur	50	1.50				
413	Sangini	2008	Nizamaabad	50	1.50				
414	Adarsh Farmer Institute of Agriculture Extension	2008	Meghnagar	50	1.50				
Ongoing Total Projects		414		36385	814.07	353.16	22330	20367	12940
Completed/Closed Projects		78		6845	106.48	88.48	6353	6082	5292
TOTAL		492		43230	920.55	441.63	28683	26449	18232
Uttarakhand									
1	Uttarkhand Jana Jagruthi Sansthan	1999	Tehri Garhwal	115	1.78	1.78	85	79	54
2	Pahal	2000	Nainital & Udhamasinghnagar	200	3.00	3.00	215	215	201
3	Major Orgn. for Rural Environment	2001	Almora	50	0.75	0.38	50	50	26
4	Voluntary Approach in Rural Development Action	2001	Dehradun	60	0.84	0.57	50	50	10
5	Mount Valley Dev. Assn.	2001	Tehri Garhwal	60	0.90	0.90	94	94	60
6	The Himalayan Ecology and Treatment of Natural Agriculture Samiti	2001	Uttar Kashi	60	0.90	0.68	63	63	27
7	Grameen Evam Krishi Vikas Samiti	2002	Nainital	100	1.70	1.67	100	100	97
8	Social Education and Village Animation	2003	Almora and Bageshwar	100	1.56	1.09	102	102	47
9	Pithora Sanskritik Samajik Samiti	2003	Pithoragarh	25	0.40	0.08	25	25	2
10	Kumaon Mahila Gramya Vikas Samiti	2003	Nainital	50	0.90	0.90	50	50	50
11	Foundation for Development Research and Action	2003	Dehradun	50	0.90	0.81	50	50	44
12	Aarohi	2003	Nainital	50	0.94	0.74	50	50	17
13	Organisation for Prosperity Education and Nurture	2003	Dehradun	50	0.90	0.18	50	32	32
14	Gram Vikas Panchayat Samiti	2003	Tehri Garhwal	75	1.35	1.16	75	75	60
15	Appropriate Technology India	2003	Rudraprayag	25	0.45	0.42	30	30	21
16	Gaurav Shiksha Niketan	2003	Tehri Garhwal	25	0.45	0.22	24	24	0
17	Gramin Kshetra Vikas Samiti	2003	Tehri Garhwal	50	0.90	0.90	50	50	50
18	Bharamari Gramodyog Samiti	2003	Bageshwar	100	1.65	1.65	110	110	110
19	Gopal Gramodyog Sewa Sansthan	2003	Tehri Garhwal	25	0.45	0.09	28	24	0
20	Om Jan Vikas Samiti	2004	Champawat	25	0.45	0.23	26	26	1
21	Paridhee Sewa Samiti	2004	U.S.Nagar	50	0.90	0.71	50	50	26
22	Kumaon Sewa Samiti	2004	U.S.Nagar	50	0.90	0.45	50	46	10
23	Hill Welfare Society	2004	Bageshwar	25	0.45	0.41	35	33	26
24	Association of Rural Development	2004	Haridwar	100	1.80	0.36	64	12	0
25	Arpit Sewa Sansthan	2004	U.S.Nagar	25	0.50	0.10	25	25	0
26	Pragatisheel Gramin Yuva Chhatra Kalyan Samiti	2004	U.S.Nagar	100	1.80	0.36	32	25	0
27	Gramin Samaj Kalyan Samiti	2004	Almora	100	1.80	2.60	105	105	101
	GRASS - Additional grant for hand holding of 100 SHGs	2007			0.80				
28	Gramin Vikas Evam Shodh Sansthan	2004	U.S.Nagar	100	1.80	0.52	84	82	0
29	Voluntary Association for the Development of Hills of Uttaranchal	2004	Almora	100	2.00	2.00	106	106	100
30	Himalaya Vikas Sansthan	2004	Dehradun	40	0.72	0.58	55	53	21



STATEMENT – IX - A (Contd.)

(Amount Rs. Lakh)

Sl. No.	AGENCY	Year of sanction	Districts to be covered	No. of SHGs to be promoted and credit linked	Amt. sanctioned	Progress made as on 31 March 2008			
						Total amount released	No. of SHGs promoted	No. of SHGs with SB A/cs	No. of SHGs credit linked
31	Society for Uttaranchal Development and Himalayan Action	2005	Almora	100	2.50	1.13	105	105	20
32	Jan Seva Sansthan	2005	Almora	100	2.70	0.68	100	100	0
33	Walter Wheeler Seva Samiti	2005	Almora	100	2.70	0.00	16	9	0
34	AAS Social and Cultural Society	2005	Nainital	50	1.40	0.21	28	30	0
35	Pinderghati Bhaudeshya Vikas Evam Sanstritik Samiti	2005	Chamoli	25	0.63	0.06	29	12	0
36	Social Education and Welfare Association	2005	Dehradun	25	0.68	0.57	25	25	25
37	Adarsh Yuva Samiti	2005	Haridwar	25	0.77	0.32	29	29	16
38	Grameen Evam Krishi Vikas Samiti	2006	Nainital, Udham Singh Nagar and Paurigarhwal	300	8.10	1.45	59	59	39
39	Sri Jagadamba Samiti	2006	Tehri Garhwal	100	2.80	0.76	100	86	0
40	Mother Tersea Sewa Samiti	2006	US Nagar	50	1.35	0.25	44	42	0
41	Manav Kalyan Samiti	2006	Almora	50	1.40	0.14	50	40	0
42	Neo Integrated Development of Himalayas	2006	Almora	50	1.40	0.14	29	23	0
43	Development of Human Resource Operation in Himalayan Rural Area	2006	Almora	50	1.40	0.35	50	50	15
44	Parvatiya Niyogan Evam Vikas Sansthan	2006	Rudraprayag	40	1.12	0.50	40	34	0
45	Parvatiya Manav Vikas Sansthan	2006	Haridwar	30	0.81	0.08	15	8	0
46	Mount Valley Dev. Assn.	2006	Tehri Garhwal	100	2.80	0.28	0	0	0
47	Institute for Development Support	2006	Pauri Garhwal	25	0.70	0.07	25	25	0
48	Parivartan Grameen Samaj Sevi Sanstha	2006	Pauri Garhwal	50	1.40	0.14	0	0	0
49	Ganapati Educational Society	2006	Nainital	50	1.35	0.35	21	21	7
50	Kumaon Mahila Gramya Vikas Samiti	2006	Nainital	200	5.60	0.72	52	48	0
51	Himalayan Sewa Samiti	2006	Nainital	50	1.40	0.14	0	0	0
52	Himalayan Sewa Samiti	2006	Pithorgarh	50	1.40	0.14	0	0	0
53	Dalakoti Jan Kalyan Gramodyog Sikshya Evam Parivartan Sanstha	2006	Almora	50	1.40	0.14	32	32	1
54	Garhwal Vikas Kendra	2006	Tehri Garhwal	50	1.40	0.14	0	0	0
55	Nagbhumi Chetna Samiti	2006	Pitorgarh	50	1.40	0.14	20	20	0
56	Uttarakhand Swarojgar Gramodyog Vikas Sanstha	2006	Pauri Garhwal	50	1.40	0.20	16	13	0
57	Tarun Paryavaran Vigyan Sanstha	2006	Uttarkashi	50	1.40	0.22	25	19	0
58	Uma Himalayan Shodh Sansthan	2006	Uttarkashi	50	1.00	0.31	34	34	0
59	Himalayan Paryavaran	2006	Uttarkashi	50	1.40	0.27	32	32	0
60	SEWA	2006	Dehradun	50	1.35	0.43	50	50	1
61	Paraj Samajik Sanstha	2007	Pauri Garhwal	50	1.40	0.14	16	3	0
62	Ambuja Cement Foundation	2007	Haridwar	50	1.35	0.14	16	13	0
63	VADHU	2007	Almora & Bageshwar	150	4.20	0.42	68	53	0
64	Bhramhri Gramodyog Samiti	2007	Bageshwar	50	1.50	0.15	32	32	5
65	Motivational Institute for Training & Reinforcement	2007	Almora	50	1.50	0.15	6	6	0
66	Central Himalayan & Environment Association	2007	Tankhetch	30	0.90	0.09	16	16	0
67	Mahila Uthan Evam Gram Vikas Sansthan, Bharamhkhaal	2007	Uttarkashi	50	1.50	0.36	50	47	0
68	Tarun Paryavaran Vigyan Shodh Sansthan	2007	Uttarkashi	50	1.50	0.29	30	30	0
69	Uma Himalayan Shodh Sansthan	2007	Uttarkashi	50	1.50	0.15	0	0	0



STATEMENT – IX - A (Contd.)

(Amount Rs. Lakh)

Sl. No.	AGENCY	Year of sanction	Districts to be covered	No. of SHGs to be promoted and credit linked	Amt. sanctioned	Progress made as on 31 March 2008			
						Total amount released	No. of SHGs promoted	No. of SHGs with SB A/cs	No. of SHGs credit linked
70	Kamla Mahila Handicraft Udyog & Vikas Samiti	2007	Dehradun	50	1.50	0.15	0	0	0
71	Himalayan Jyoti Samiti	2007	Tehri Garhwal	50	1.50	0.15	31	6	0
72	Sainiyon ka Sangathan	2007	Nainital	50	1.50	0.15	0	0	0
73	Sambandh	2007	Champawat	30	0.90	0.23	30	30	0
74	Uttaranchal Mahila Sansthan	2007	Uttarkashi	50	0.80	0.00	0	0	0
75	Cheshta Vikas Kalyan Samiti	2007	Nainital	50	1.50	0.00	12	11	0
76	Mahila Utthan Samiti	2007	Dehradun	25	0.75	0.08	0	0	0
77	Ambedkar Gram Swarojgar Samiti	2007	Pithorgarh	50	1.50	0.15	0	0	0
78	Sanyukt Vikas Evam Paryavaran Kalyan Samiti	2007	Pithorgarh	40	1.20	0.15	0	0	0
79	Sarvodaya Gram Vikas Samiti	2007	Pithorgarh	50	1.50	0.15	0	0	0
80	Paryavaran Sanrakshan Samiti	2007	Champawat	50	1.50	0.15	0	0	0
81	Gramin Sudhar Evam Shramik Seva Sansthan	2007	Rudraprayag	20	0.60	0.06	0	0	0
82	Gramin Mahila Swasthya Chetna & Swarojgar Vikas Samiti	2007	Uttar Kashi	50	1.50	0.28	30	29	0
83	Gram Niyojan Kendra (GNK)	2007	Uttarkashi Dist	100	3.00	0.00	0	0	0
84	Swati Gramodyog Sansthan	2007	Pithorgarh	50	1.50	0.15	0	0	0
85	Gramin Samaj Kalyan Samiti (GRASS)	2007	Almora & Bageshwar	100	3.00	0.30	20	20	0
Ongoing Total Projects		85		5350	128.89	39.88	3316	3078	1322
Completed/Closed Projects		8		725	12.83	12.83	765	759	676
TOTAL		93		6075	141.72	52.71	4081	3837	1998
ONGOING TOTAL PROJECTS - REGION D									
		488		45970	1066.71	354.16	24992	22305	11009
COMPLETED/CLOSED PROJECTS - REGION D									
		131		13555	197.31	163.69	12771	12173	10521
TOTAL - REGION D		619		59525	1264.02	517.85	37763	34478	21530
E. WESTERN REGION									
Goa									
1	National Co-operative Union of India	2006	Entire Goa	100	3.00	2.29	100	100	95
2	Jan Jagruti Saunstha	2008	South Goa	50	1.50	0.15	0	0	0
Ongoing Total Projects		2		150	4.50	2.44	100	100	95
Completed/Closed Projects		0		0	0.00	0.00	0	0	0
TOTAL		2		150	4.50	2.44	100	100	95
Gujarat									
1	ANARDE	1997	—	300	5.00	4.85	}	2300	2300
		1997	Sabarkantha, Mehsana, Kheda, Banaskhanta, Panchmahal & Ahmedabad	1000	23.00	22.95			
		1999	Sabarkantha	1000	15.00	14.97			
2	Lalbhai GroupRural Dev.Fund	1997	Jamnagar & Kheda	200	3.60	3.01	200	40	40
3	Utthan	1998	Dahod, Bhavnagar & Amreli	80	2.00	0.50	80	36	36
4	Mahiti Rural Dev. Centre	1998	Ahmedabad, Bhavnagar & Kheda	128	1.34	0.40	120	68	0
5	Samanvay Resource Centre	1999	Dahod & Panchmahals	95	1.44	0.92	95	95	95
6	Sarvangin Gram Vikas Trust	1999	Sabarkantha	128	1.40	1.40	132	132	31
7	Deepak Ch. Trust	1999	Baroda	150	1.72	0.90	146	33	33
8	Achala	1999	Sabarkantha	100	0.90	0.68	131	131	131



STATEMENT – IX - A (Contd.)

(Amount Rs. Lakh)

Sl. No.	AGENCY	Year of sanction	Districts to be covered	No. of SHGs to be promoted and credit linked	Amt. sanctioned	Progress made as on 31 March 2008			
						Total amount released	No. of SHGs promoted	No. of SHGs with SB A/cs	No. of SHGs credit linked
9	Group	2000	Ahmedabad and Surendranagar	100	1.04	0.40	44	44	0
10	Medhavi	2000	Ahm, Bhavnagar and Kutch	180	2.28	0.45	130	130	0
11	Asra Sansthan	2000	Amreli	60	0.81	0.74	60	60	54
12	Educational and Social Welfare Centre	2000	Amreli	100	1.50	0.98	100	100	31
13	Centre for Entrepreneurship, Skill and Career Dev.	2000	Mesana, Patan and Gandhinagar, AHM	100	1.50	0.32	80	71	16
14	Gramya Vikas Trust	2000	Jamnagar	100	1.25	0.61	95	95	48
15	Navsarjan Kelvani Mandal	2001	Bhavnagar	100	1.40	0.28	63	31	31
16	Saurashtra Voluntary Actions	2001	Jamnagar	100	1.50	1.20	102	102	38
17	International Centre for Entrepreneurship and Career Development	2001	Ahmedabad, Kheda, Mehasana and Surendranagar	100	1.50	0.57	75	71	20
18	Indian Institute for Entrepreneur Development	2001	Ahmedabad and Gandhinagar	100	1.50	1.09	102	65	6
19	Union for Medical Aids, Edu. Employment and Dev.	2001	Ahmedabad	100	1.32	0.26	0	0	0
20	Viksat	2001	Mehsana	75	1.05	0.36	94	94	69
21	Shramik Vikas Sansthan	2001	Sabarkanta	100	1.60	0.57	100	100	60
22	Shroffs Foundation Trust	2001	Vadodara	100	1.25	0.25	76	76	30
23	Parivartan	2002	Gandhinagar	50	0.70	0.44	39	39	0
24	Manav Kalyan Trust	2002	Sabarkantha and Banaskantha	100	1.88	1.88	100	100	0
25	Modasa Mahila Gruhudyog Sahakari Mandali	2002	Sabarkantha	100	1.70	0.58	54	54	0
26	Mahatma Gandhi Lok Seva Sangh	2002	Sabarkantha	100	1.75	0.70	72	72	0
27	Vikas Bharati Seva Charitable Trust	2002	Mehsana	100	1.68	0.49	82	82	0
28	Vardan Trust	2002	Dahod	100	1.73	1.29	222	186	51
29	Sarvodaya Arogyanidhi	2002	Patan	50	0.84	0.38	50	50	50
30	Action for Social Advancement	2002	Dahod	60	1.08	0.46	79	55	0
31	Prayas	2002	Dahod	50	0.89	0.66	65	65	56
32	Nirmal Foundation Trust	2002	Sabarkanta	50	0.89	0.61	50	50	50
33	Gujarat Rajya Rachnatmak Karyakar Sangh	2002	Dahod	50	0.82	0.49	50	50	9
34	Vinoba Bhava Seva Sansthan	2002	Sabarkanta	50	0.72	0.47	56	0	0
35	Sava Raj	2002	Rajkot	40	0.60	0.60	90	85	42
36	Dreamline Vividhalaxi Kelvani Sanstha	2002	Kheda and Anand	50	0.74	0.14	0	0	0
37	Panchmahal Jila Audyogic and Handloom Sahakari Sangh Ltd.	2002	Godhra	100	1.60	0.32	100	45	0
38	Gram Seva Trust	2003	Navsari	100	1.73	1.06	92	92	43
39	Motibhai R.Choudhary Foundation	2003	Mehsana	100	1.78	1.32	100	100	26
40	Navjyot Foundation	2003	Panchmahal	50	0.85	0.17	50	50	2
41	Vanvasi Janseva Trust	2003	Dahod	70	1.26	0.00	0	0	0
42	Shree Saraswati Education Trust	2003	Patan	50	0.90	0.18	29	29	0
43	Sakhi	2003	Dahod	100	1.80	0.89	100	70	59
44	Shree Gyandeep Trust	2003	Surendranagar	50	0.90	0.18	40	20	0
45	Sarav Gram Vikas Samiti	2003	Mehsana	100	1.80	1.63	100	100	59
46	Vishwa Vatsalya Manav Seva Trust	2003	Amreli	100	1.80	1.25	100	100	40
47	Shree Gandhi Janakalyan Trust	2003	Patan	100	1.80	0.79	100	100	43
48	Development of Human Action Research Technology Institute	2003	Ahmedabad	100	1.80	0.36	132	8	3
49	Pragati Gram Sewa Mandal	2003	Patan	50	0.90	0.48	38	32	0
50	World Organisation of Rural Life Development	2003	Ahmedabad	50	0.90	0.18	10	10	0



STATEMENT – IX - A (Contd.)

(Amount Rs. Lakh)

Sl. No.	AGENCY	Year of sanction	Districts to be covered	No. of SHGs to be promoted and credit linked	Amt. sanctioned	Progress made as on 31 March 2008			
						Total amount released	No. of SHGs promoted	No. of SHGs with SB A/cs	No. of SHGs credit linked
51	Shree Kuvard Yuva Vikas Trust	2003	Patan	50	0.88	0.18	17	17	0
52	SEWA Gram Mahila Haat	2003	Sabarkanta, Mehasana, Kheda, Anand, Baroda	400	6.66	5.04	400	400	88
53	Indian Society for Community Education	2003	Gandhinagar	50	0.90	0.36	50	35	12
54	Lokvikas	2003	Patan and Mehsana	100	1.80	1.32	84	84	37
55	Catholic Church Trust	2003	Dahod	100	1.80	1.80	100	100	100
56	Chuwal Gram Vikas Trust	2003	Mehsana	100	1.80	1.58	100	100	60
57	Muralidhar Education and Charitable Trust	2004	Rajkot	100	1.80	0.36	0	0	0
58	S.P. Women, P.S. Co-operative Society	2004	Rajkot	100	1.80	0.70	38	12	0
59	Panchal Vikas Mandal	2004	Surendranagar	100	1.80	1.07	88	78	4
60	Arpan	2004	Sabarkantha	100	1.80	0.36	30	30	0
61	Gramin Kamdar Kalyan Mandal	2004	Patan	50	0.88	0.00	13	13	0
62	Shree Harsiddha Lok Kalyan Foundation	2004	Patan and Mehsana	50	0.90	0.18	0	0	0
63	Shree Vadiyar Niketan	2004	Patan	50	0.79	0.27	24	0	0
64	Vadhiyar Vikas Yuvak Sangh	2004	Patan	50	0.79	0.00	0	0	0
65	Aravalli gram Vikas Sanstha	2004	Patan	50	0.79	0.16	0	0	0
66	Gram Vikas Samarthan Kendra	2004	Patan	100	1.80	0.36	93	0	0
67	Shri Sanskar Khadi Gramodyog Seva Sangh	2004	Patan	100	1.80	0.36	89	89	0
68	Shreeji Education Trust	2004	Sabarkantha	100	1.75	0.35	2	0	0
69	Rachna Trust	2004	Sabarkantha	100	1.70	1.20	100	30	3
70	Mahila Vikas Sewa Mandal	2004	Rajkot	50	0.88	0.00	9	9	0
71	Durga Khadi Gramodyog Sangh	2004	Patan	50	0.89	0.59	50	50	33
72	Paryavaran Vikas Kendra	2004	Rajkot	50	0.90	0.00	0	0	0
73	SEIRDI	2004	Surendranagar	50	0.95	0.17	45	36	5
74	Jivan Jyot Bakshi Vikas Trust	2004	Godhra	50	0.99	0.99	50	50	27
75	Sanklan Foundation	2004	Ahmedabad	50	0.88	0.00	30	0	0
76	Gayatri Parivar Trust	2004	Mehsana	50	0.95	0.00	19	19	14
77	Shri Vardhaman Gruh Udyog Mahila Mandal	2004	Surendranagar	50	0.85	0.25	26	25	0
78	Centre for Eco-Social Research and Development Trust	2004	Junagargh	50	0.99	0.00	50	40	0
79	Shree Shahi Sagar Trust	2004	Patan	50	0.86	0.00	0	0	0
80	Ashara Sansthan	2004	Panchmahal and Dahod	50	0.99	0.62	47	47	26
81	Shakti Mahila Jagruti Trust	2004	Mehsana	50	0.79	0.00	0	0	0
82	Navyuvak Jagruti Mandal	2004	Patan	50	0.70	0.00	13	13	0
83	Lok Vikas Sanstha	2004	Surat	50	1.00	0.00	0	0	0
84	Thasra Agro Consuers Sanstha	2004	Kheda	50	1.00	0.33	32	12	1
85	Vikas Samardhan Trust	2004	Amreli	50	0.83	0.00	43	43	0
86	Shree Akhanddhara Foundation	2005	Mehasana	50	0.86	0.00	0	0	0
87	Shree Vadiyar Niketan	2005	Patan	50	0.79	0.00	11	0	0
88	Samarthan Trust	2005	Sunredranagar	50	0.88	0.05	11	0	0
89	Naisargik	2005	Banaskantha	50	0.74	0.19	52	30	0
90	Sanskar Mahila Sanghathan	2005	Banaskantha	50	0.75	0.00	0	0	0
91	Saurashtra Economic Development Centre	2005	Junagadh	50	0.87	0.22	50	0	0
92	Shree Sardar Janakalyan Mahila Vikas Trust	2005	Patan	50	0.95	0.37	50	44	10
93	Navjivan Vividhlaxi Trust	2005	Patan	50	0.73	0.00	0	0	0
94	Sahakar Sewa Trust	2005	Anand	50	0.89	0.80	57	50	50



STATEMENT – IX - A (Contd.)

(Amount Rs. Lakh)

Sl. No.	AGENCY	Year of sanction	Districts to be covered	No. of SHGs to be promoted and credit linked	Amt. sanctioned	Progress made as on 31 March 2008			
						Total amount released	No. of SHGs promoted	No. of SHGs with SB A/cs	No. of SHGs credit linked
95	Gyandeeep Trust	2005	Rajkot	50	0.90	0.00	70	70	0
96	Bhagodya Vidya Vikas Kelwani Trust	2005	Anand	50	0.95	0.00	4	4	0
97	Shree Ashapura Vividhalkshi Trust	2005	Anand	50	0.95	0.48	50	28	20
98	Pachhat Jati Manav Vikas Trust	2005	Patan	50	1.16	0.29	50	0	0
99	Navdeep Pragati Yuvak Mandal	2005	Sabarkanta	50	1.18	0.00	0	0	0
100	Kodiyar Education Trust	2005	Mehsana	50	1.23	0.13	21	0	0
101	Zankar Social Group	2005	Rajkot	50	1.19	0.21	36	0	0
102	Jashoda Narottam Public Charity Trust	2005	Valsad	50	1.18	0.30	26	0	0
103	Maruti Sarvodaya Gram Vikas Mandal	2005	Dahod	50	1.21	0.23	38	0	0
104	Shramik Vikas Sanstha	2005	Vadodara	50	1.05	0.26	50	0	0
105	Centre for Rural Empowerment and Dev. Centre	2005	Sabarkanta	50	1.08	0.00	0	0	0
106	Sahakar Seva Trust	2005	Kheda	50	1.45	0.80	50	0	0
107	Mahatma Gandhi Pratisthan	2005	Dahod	50	1.15	0.96	50	45	45
108	Uthan Coastal Area Development Kathiyawad Kailsashdham	2005	Amreli	50	1.22	0.00	0	0	0
109	Navsarjun Yuva Pragati Mandal	2005	Kutch	50	1.17	0.00	0	0	0
110	Setu Seva Bharati Trust	2005	Anand	50	1.35	1.22	50	50	50
111	Chandan Training Centre	2005	Bhavnagar	50	1.23	0.40	31	13	0
112	Jan Jagruti Mahila Mandal	2005	Junagadh	50	1.25	0.00	0	0	0
113	Sahyog Pragati Mandal	2005	Banaskantha	50	1.10	0.25	46	11	0
114	Vikas Samarthan Kendra	2005	Amreli	50	0.93	0.00	0	0	0
115	Research Centre for Women Studies	2006	Valsad	50	1.33	0.60	50	8	8
116	Uthan Coastal Area Development Kathiyawad Kailsashdham	2006	Bhavnagar	50	1.36	0.18	10	0	0
117	Tata Chemicals Society for Rural Dev.	2006	Jamnagar	50	1.50	0.44	37	0	0
118	Gujarat Rajya Pachhat Vikas Mandal	2006	Panchamahar	50	1.49	0.15	0	0	0
119	Shree Gram Vikas Mandal	2006	Panchamahar	50	1.16	0.28	26	0	0
120	Dhwani Rural Dev. Trust	2006	Surendranagar	50	1.13	0.33	37	13	13
121	Sahayog Khadi Gramodhyog Mandal	2006	Junagarh	50	1.13	0.29	26	0	0
122	Asha Deep Foundation	2006	Panchamahar	50	1.23	0.12	0	0	0
123	Samanvay Resource Centre	2006	Panchamahar	50	1.50	0.38	50	0	0
124	Jai Bharati Foundation	2006	Kheda	50	1.41	0.14	0	0	0
125	Samanvay Resource Centre	2006	Dahod	50	1.50	1.05	50	6	6
126	Shah Bhagwanji Kachra Bhai Trust	2006	Bhavnagar	50	1.50	0.38	50	0	0
127	N M Sadguru Water and Dev. Foundation	2006	Dahod	50	1.50	0.68	50	5	5
128	Anmol Rural Dev. Foundation	2006	Kheda	50	1.00	0.19	30	0	0
129	Kaira Social Service Society	2006	Kheda and Anand	50	1.50	0.38	50	0	0
130	Sardar Dev. Foundation	2006	Amreli	50	1.50	0.15	0	0	0
131	Kawant Education Society	2006	Vadodara	50	1.50	0.28	29	0	0
132	Prakruti Foundation	2006	Vadodara	50	1.50	0.38	0	0	0
133	Dhanduka Social Service Society	2006	Ahmedabad	50	1.50	0.15	0	0	0
134	Life Development Trust	2006	Surendranagar	50	1.01	0.10	0	0	0
135	Sarvodaya Foundation	2006	Bhavnagar	50	1.50	0.26	24	0	0
136	Catholic Church Trust	2006	Dahod	50	1.50	0.15	0	0	0
137	Shree Harsiddhi Gram Vikas Trust	2006	Surendranagar	50	1.50	0.57	50	0	0
138	Gram Vikas Seva Trust	2006	Sabarkantha	50	1.50	0.38	0	0	0
139	ACHALA	2006	Sabarkantha	100	0.99	0.22	0	0	0
140	Vivekanand Research & Training Institute	2006	Bhavnagar	50	1.50	0.32	37	0	0
141	Saurashtra Voluntary Action (SAVA)	2006	Jamnagar	50	1.00	0.10	0	0	0



STATEMENT – IX - A (Contd.)

(Amount Rs. Lakh)

Sl. No.	AGENCY	Year of sanction	Districts to be covered	No. of SHGs to be promoted and credit linked	Amt. sanctioned	Progress made as on 31 March 2008			
						Total amount released	No. of SHGs promoted	No. of SHGs with SB A/cs	No. of SHGs credit linked
142	Jeevan Jyot Social Service Society	2006	Kheda	50	1.50	0.15	0	0	0
143	SAVARAJ	2006	Rajkot	50	1.21	0.12	0	0	0
144	Jai Shri Shakti Chamunda Seva Mandal	2006	Ahmedabad	50	0.96	0.96	0	0	0
145	Saraswati Education Trust	2006	Dang	50	1.50	0.38	50	0	0
146	Swami Vivekanand Yuvak Mandal	2007	Daman	50	1.50	0.38	50	0	0
147	Lifeline Health Organisation	2007	Rajkot	50	1.00	0.00	0	0	0
148	Yuva Rural Association	2007	Kutch	100	3.00	0.34	0	0	0
149	VIKSAT	2007	Mehsana, Sabarkantha & Kutch	250	7.50	2.00	52	0	0
150	SAKHI	2007	Gujarat	300	9.00	0.90	300	0	0
151	Navjeevan Education & Charitable Trust	2007	Porbander	50	1.25	0.13	0	0	0
152	Joy Parivar Charitable Trust	2007	Sabarkantha	50	0.88	0.09	0	0	0
153	Navjeevan Trust	2007	Rajkot	50	1.50	0.15	0	0	0
154	Lok Kalyan Trust	2007	Rajkot	50	1.50	0.15	0	0	0
155	Shri Mahima Gram Vikas Samiti	2007	Sabarkantha	100	1.23	0.12	0	0	0
156	MARAG	2007	Kutch	50	1.50	0.15	0	0	0
157	Cohesion Foundation Trust	2007	Navasari	100	3.00	0.30	0	0	0
158	Jeet Prakash Trust	2007	Surendranagar	50	1.50	0.15	0	0	0
159	St. Josephs Health Centre Trust	2007	Jamnagar	50	1.50	0.15	0	0	0
160	Sagar Lok Vikas Sanstha	2007	Amreli	50	1.24	0.12	0	0	0
161	Shree Gram Nirman Trust	2007	Bhavnagar	50	1.50	0.15	0	0	0
162	Shree Yogeshwar Gram Vikas Trust	2007	Mehsana	50	1.50	0.15	0	0	0
163	Lok Sewa Trust	2007	Navsari	50	1.50	0.15	0	0	0
164	Lok Sewa Trust	2007	Panchmahal	50	1.50	0.15	0	0	0
165	Supath Gramodyog Sanstha	2007	Sabarkantha	50	1.50	0.15	0	0	0
166	Sewa Bharti Vikas Sansthan	2007	Sabarkantha	50	1.18	0.12	0	0	0
167	Manav Sewa Khadi Gramodyog Vikas Sangh	2007	Sabarkantha	50	1.50	0.20	0	0	0
168	Krishna Jagruti Mahila Mandal	2007	Surendarnagar	50	1.50	0.15	0	0	0
169	Jagruti Mahla Sangthan	2007	Anand	50	1.50	0.15	0	0	0
170	Saurashtra Pachhat Varg & Gram Vikas Parishad Trust	2007	Bhavnagar	50	1.50	0.15	0	0	0
171	Samarpan rural Development Foundation	2007	Diu	50	1.50	0.15	0	0	0
172	Deendayalji Khadi Gramodyog Trust	2008	Anand	50	1.50	0.15	0	0	0
173	Parishram Foundation	2008	Valsad	50	1.38	0.15	0	0	0
174	Narukot Education Society	2008	Halol	50	1.50				
175	GRISERV	2008	Vadodara	100	3.00				
Ongoing Total Projects		175		14516	290.29	119.77	9828	7227	4219
Completed/Closed Projects		6		645	10.51	8.90	676	516	416
TOTAL		181		15161	300.80	128.67	10504	7743	4635
Maharashtra									
1	Chaitanya	1997	Pune	50	1.48	1.48	43	43	33
2	Chetana Vikas	1999	—		0.25	0.25			
3	Ekatma Samaj Kendra	1999	Wardha	300	1.02	0.86	399	188	85
4	Gramin Mahila Va Balak Mandal	2001	Sangli & Kolhapur	329	3.00	3.00	545	545	329
5	Gramin Mahila Va Balak Mandal	2001	Pune and Thane	316	4.74	4.74	476	476	340
6	Matru Mandir	2001	Ratnagiri	200	2.00	1.28	209	200	72
7	Manav Sadhan Vikas Sanstha	2001	Sindhudurg and Ratnagiri	160	2.38	0.48	82	62	0
8	Maharashtra Gram Vikas Shikshan Ani Karya Pratisthan	2001	Chandrapur	100	1.40	1.36	100	100	93
8	Bharatiya Adim Jati Sevak Sangh	2001	Chandrapur	100	1.25	1.13	110	110	77



STATEMENT – IX - A (Contd.)

(Amount Rs. Lakh)

Sl. No.	AGENCY	Year of sanction	Districts to be covered	No. of SHGs to be promoted and credit linked	Amt. sanctioned	Progress made as on 31 March 2008			
						Total amount released	No. of SHGs promoted	No. of SHGs with SB A/cs	No. of SHGs credit linked
9	Indian Institute of Youth Welfare	2001	Gadchiroli	100	1.50	1.46	100	100	92
10	Jagrut Mahila Samaj	2001	Chandrapur	100	1.50	1.08	91	91	89
11	Maharashtra Village Development Association	2001	Chandrapur	200	3.00	2.94	200	200	200
12	Nagrik Arogya Rakshak Sanstha	2001	Gadchiroli	100	1.50	1.35	120	120	67
13	Gram Swaraj Seva Trust	2001	Wardha and Yavatmal	45	0.74	0.74	45	45	45
14	Parivar Mangal Trust	2001	Pune	75	1.50	1.42	75	75	75
15	Amhi Amachya Arogyasathi	2001	Gadchiroli and Chandrapur	100	2.00	1.49	96	96	27
16	Gram Vikas Tantra Niketan	2001	Wardha	25	0.50	0.50	48	48	25
17	Matoshree Malini Mahila Mandal	2002	Wardha	48	0.77	0.77	48	48	48
18	Kasturba Health Society	2002	Wardha	40	0.68	0.52	40	40	20
19	Paryavaran Va gramin Vikas Sanstha	2002	Yavatmal	100	1.50	1.10	117	117	48
20	Prerna Gram Vikas Sanstha	2002	Yavatmal	100	1.70	1.70	129	129	104
21	Vikas Ganga Samajsevi Sanstha	2002	Yavatmal	40	0.60	0.56	54	54	40
22	Chaitanya	2002	Pune	500	7.65	5.66	512	512	126
23	Social Institute Program for Rural Areas	2002	Nanded	100	1.70	1.63	125	125	102
24	Markandeshwara Janakalyan Shikshan Prasarak Mandal	2002	Nanded	50	0.80	0.56	110	110	42
25	Sadbhav Foundation	2002	Raigad	50	0.80	0.80	104	104	59
26	Asmitha Institute for Development	2002	Yavatmal	50	0.77	0.75	69	69	51
27	Paryay	2002	Osmanabad	75	1.04	0.89	77	77	42
28	Gram Jyot Samajsevi Sanstha	2002	Yavatmal	100	1.65	1.65	148	148	108
29	Janakalyan Gramin Vikas Mandal	2002	Osmanabad	50	0.84	0.34	34	34	0
30	Society for Action in Creative Education and Dev.	2002	Aurangabad and Jalna	200	3.80	3.49	262	262	159
31	Samaj Vikas	2002	Osmanabad	80	1.44	1.44	165	165	80
32	Chakradhar Gramin Vikas Pratishthan	2002	Nanded	100	1.68	1.60	161	161	112
33	Adarsh Gram Vikas Mandal	2002	Chandrapur and Gadchiroli	120	1.98	0.00	0	0	0
34	Yuva Gram	2002	Beed	100	1.68	1.61	134	134	102
35	Mahila Arthik Vikas Mahamandal	2002	Non-MRCP districts	1000	18.80	3.76	1274	1274	170
36	Sevadham Trust	2002	Pune	100	1.68	1.60	100	100	100
37	Upekshit Sevahavi Society	2002	Amravati	60	1.08	1.00	82	82	55
38	Sampoorna Bamboo Kendra	2003	Amravati	50	0.84	0.80	57	57	50
39	Adivasi Sthayi Vikas Sanstha	2003	Amravati	50	0.84	0.81	50	50	50
40	Magan Sangrahalaya Samiti	2003	Wardha	50	0.89	0.89	50	50	50
41	Sarita	2003	Amravati	100	1.68	1.63	139	139	92
42	Ashraya Sevabhavi Society	2003	Amravati	60	1.02	1.02	92	92	63
43	Shree Gajanan Gramin Kalyan Society	2003	Nagpur	100	1.71	1.59	144	144	100
44	Gramin Vikas Manch	2003	Nagpur	100	1.68	1.62	144	144	100
45	Niramaya Rachanatmark Gram Vikas Kendra	2003	Solapur	100	1.68	0.34	32	30	5
46	BAIF Dev. Research Foundation	2003	Pune	96	1.73	1.73	101	101	96
47	Institute of Village Enterprise Dev. for Handicrafts Artisans	2003	Nagpur	100	1.78	1.65	123	123	88
48	Janwadi Gram Vikas Pratishthan	2003	Parbhani	100	1.80	0.84	56	55	4
49	Swargiya Chandrabhagabai Mahajan Sevabhavi Sanstha	2003	Parbhani	50	0.85	0.64	70	70	11
50	Vanasampada	2003	Nagpur	80	1.44	1.20	87	87	40
51	Lalit Vishwa Shikshan Samiti	2003	Nanded	100	1.80	1.80	131	131	107
52	Friends of the Earth and Nature Conservator	2003	Nanded	75	1.35	0.98	127	127	31
53	Sankalp Sadhana	2003	Akola	50	0.94	0.72	68	68	45
54	Lokarth Social Research and Dev. Orgn.	2003	Parbhani	100	1.80	0.36	101	101	19



STATEMENT – IX - A (Contd.)

(Amount Rs. Lakh)

Sl. No.	AGENCY	Year of sanction	Districts to be covered	No. of SHGs to be promoted and credit linked	Amt. sanctioned	Progress made as on 31 March 2008			
						Total amount released	No. of SHGs promoted	No. of SHGs with SB A/cs	No. of SHGs credit linked
55	Gram Vikas Pratishthan	2003	Parbhani	75	1.35	1.35	76	76	76
56	Matoshree Baranbai Bahuuddeshiya Sanstha	2003	Gadchiroli	100	1.80	1.67	133	133	88
57	Pragati Bahuuddeshiya Sanstha	2003	Wardha	25	0.45	0.45	25	25	25
58	Vidarbha Shikshan Sanstha	2003	Gadchiroli	100	1.80	1.71	113	113	112
59	Mata Balak Utkarsha Pratishathan	2003	Solapur	100	1.80	1.80	132	132	101
60	Priyadarshani Mahila Mandal	2003	Yavatmal	100	1.80	1.80	136	136	101
61	Gomukh Environmentl Trust for Sustainable Development	2003	Pune	100	1.80	1.80	154	154	154
62	Pravara Institute of Research and Education in Natural and Social Sciences	2003	Ahmednagar	100	1.70	1.50	100	100	100
63	Society for Initiative in Development and Directed Human Intervention	2003	Ratnagiri	100	1.70	0.00	0	0	0
64	Nava Vidya Bahuuddeshiya Sanstha	2003	Yavatmal	100	1.80	2.72	119	119	100
65	Vishwarachna Gramin Vikas Sanstha	2003	Amravati	60	1.08	1.05	121	121	60
66	Association of Women Awareness and Rural Development	2003	Chandrapur	100	1.66	2.02	105	105	101
67	Maharashtra Institute of Techonology Transfer for Rural Areas	2003	Ahmednagar and Nasik	300	4.71	0.00	0	0	0
68	Maharashtra Village Development Association	2003	Chandrapur and Bhandara	300	4.44	7.41	304	304	301
					3.00				
69	Surabhi Gramin Vikas Va Sanshodhan Sanstha	2003	Jalna and Aurangabad	200	3.60	5.34	253	228	202
					2.00				
70	Planning Rural Urban Integrated Development through Education Refresher training sanction dt 14.3.07	2003	Raigad	400	7.20	7.04	426	426	401
					4.00				
71	KEM Hospital Research Centre	2003	Pune	100	1.80	1.24	109	100	24
72	Maharashtra Bahuuddeshiya Shikshan Prasarak Sanstha	2003	Buldhana	100	1.75	1.75	605	605	335
73	Maharashtra Gram Vikas Shiskhan Ani Karya Pratishthan	2003	Chandrapur	100	1.80	2.77	100	100	98
74	Sadbhav Foundation	2004	Raigad and Osmanabad	200	3.70	2.67	207	207	102
75	Ekatma Samaj Kendra	2004	Kolhapur and Sangli	300	5.55	5.55	390	390	300
	Refresher training grant sn dt 14.3.07				3.00				
76	Nageshwara Charitable Trust	2004	Wardha	100	1.80	2.79	100	100	100
	Additional sanction	1.00							
77	Navjeevan Mahila Mandal	2004	Buldhana	100	1.80	1.25	171	171	53
78	Helpo Foundation	2004	Pune and Satara	200	3.60	3.56	206	206	200
79	Saraswati Sevabhavi Sanstha	2004	Beed	100	1.80	0.61	85	85	2
80	Nalanda Mahila Shikshan Sanstha	2004	Gadchiroli	50	0.90	0.88	53	53	50
81	Shri Sai Vaidhyakiya Pratishthan	2004	Nanded	100	1.80	1.22	101	101	7
82	Mahtma Phule Sevabhavi Sanstha	2004	Jalgaon	50	0.90	0.00	10	10	0
83	Bharatiya Adim Jati Sevak Sangh	2004	Nagpur and Chandrapur	200	3.60	3.60	213	213	200
84	Savitribai Phule Mahila Ekatma Samaj Mandal	2004	Auranagabad	100	1.80	1.64	126	126	79
85	Gramin Vikas Tantra Niketan	2004	Wardha	25	0.50	0.50	27	27	26
86	Action for Women and Rural Development	2004	Satara	50	1.00	0.64	51	51	28
87	Prayag Sevabhavi Sanstha	2004	Parbhani	25	0.45	0.45	37	37	27
88	Parivartan Samajik Sanstha	2004	Osmanabad	50	1.00	0.65	50	50	25
89	Gram Swaraj Seva Trust	2004	Wardha	40	0.80	0.75	40	40	40



STATEMENT – IX - A (Contd.)

(Amount Rs. Lakh)

Sl. No.	AGENCY	Year of sanction	Districts to be covered	No. of SHGs to be promoted and credit linked	Amt. sanctioned	Progress made as on 31 March 2008			
						Total amount released	No. of SHGs promoted	No. of SHGs with SB A/cs	No. of SHGs credit linked
90	Prerana Gram Vikas Sanstha	2004	Yavatmal	200	4.00	6.00	243	243	237
91	Prerana Gram Vikas Sanstha (PGVS)	2006	2.00						
92	Shri Santaram Patil Shramik Charitable Trust	2004	Kolhapur	200	4.00	4.00	225	225	200
93	Janmabhoomi Pratishthan	2004	Ratnagiri	50	1.00	0.74	50	50	50
94	Jnana Prabhodhini	2004	Pune	50	1.00	1.00	65	51	51
95	Bharatiya Gramin Va Krishi Vikas Sanstha	2004	Lathur	50	1.00	1.50	50	50	50
96	Gram Vikas Bahuddesiya Seva Mandal	2004	Osmanabad	100	2.00	0.64	88	88	2
97	Jigyasa	2004	Aurangabad	100	2.00	1.10	100	100	25
98	Rajrambapu Dnyana Prabodhini	2004	Sangli	200	4.00	0.80	118	118	0
99	Ambika Bahuddeshiya Sevabhavi Sanstha	2004	Latur	25	0.50	0.46	25	25	25
100	Prayas Sevabhavi Sanstha	2004	Lathur	25	0.50	0.32	25	25	1
101	Danyansagar Magasvargiya Bahuddeshiya Samajseva Sanstha	2004	Latur	25	0.50	0.75	25	25	25
	Additional sanction vide ltr No. 3332 dt 3.9.07				0.25				
102	Prabhat Vikas Manch	2004	Dhule	25	0.50	0.50	26	26	26
103	Apeksha Homeo Society	2004	Amravati	50	1.00	0.97	63	63	50
104	Gramin Vikas Kendra	2004	Latur	50	1.00	1.49	50	50	50
	Additional sanction			0.50					
105	Maharashtra Village Development Association	2005	Chandrapur and Bhandara	700	14.00	20.28	738	738	724
	Additional Sanction on 20.2.07	7.00							
106	Vidarbha Nature Conservation Society	2005	Nagpur	25	0.50	0.00	0	0	0
107	Society for Action in Creative Education and Dev.	2005	Aurangabad	150	2.85	4.01	220	220	154
108	Asmitha Institute for Development	2005	Washim	150	3.00	3.00	150	150	150
	Addl hand holding and training support	2008			1.50				
109	Social Action for Manpower Creation	2005	Pune	50	1.00	0.00	0	0	0
110	Matoshree Malini Mahila Mandal	2005	Wardha	50	1.00	1.00	50	50	50
111	Pragati Bahu Uddeshiya Sanstha	2005	Amravati under UNDP-KVIC project	50	1.00	0.98	50	50	50
112	Shivjan Pratishthan	2005	Pune	25	0.45	0.45	25	25	25
113	Nageshwara Charitable Trust	2005	Wardha	200	6.00	6.00	215	215	212
114	Yuva Rural Association	2005	Nagpur	50	1.50	0.96	59	59	50
115	Shri Gajanan Maharaj Samaj Sevi Sanstha	2005	Buldhana	100	2.82	1.97	235	235	169
116	Manav Prerna Samajik Sanstha	2005	Latur	50	1.50	0.91	68	68	33
117	Development Management and Research Centre	2005	Sindhudurg	50	1.50	0.91	68	68	33
118	SAHAYOG	2005	Aurangabad	50	1.50	1.31	54	54	54
119	Surabhi Gramin Vikas Va Sanshodhan Sanstha	2005	Aurangabad	400	12.00	7.46	577	431	250
120	Lalit Vishwa Shikshan Samiti	2005	Nanded	200	6.00	5.08	271	271	215
121	Maharashtra Gram Vikas Shiskhan Ani Karya Pratishthan	2005	Chandrapur	150	4.50	3.85	195	195	150
122	Samaj Vikas	2005	Osmanabad	100	2.70	2.70	100	100	100
123	Jhansichi Rani Laxmibai Mahila Mandal	2005	Sangli	100	2.60	2.04	111	111	91
124	Helpe Foundation	2005	Pune and Satara	500	15.00	10.62	528	528	507
125	Social Institute Program for Rural Areas	2005	Nanded	200	6.00	3.85	211	211	156
126	ABHIYAN	2005	Aurangabad	50	1.50	1.27	53	53	50



STATEMENT – IX - A (Contd.)

(Amount Rs. Lakh)

Sl. No.	AGENCY	Year of sanction	Districts to be covered	No. of SHGs to be promoted and credit linked	Amt. sanctioned	Progress made as on 31 March 2008			
						Total amount released	No. of SHGs promoted	No. of SHGs with SB A/cs	No. of SHGs credit linked
127	Sur Institute of Career Development	2005	Nagpur	50	1.50	1.26	55	55	45
128	Indira Yuva Mandal	2005	Aurangabad	50	1.50	0.86	52	52	25
129	Krusha Vikas Va Gramin Prashikshan Sanstha	2005	Buldhana	50	1.50	1.05	71	71	71
130	Shramajivi Janata Sahayak Mandal	2005	Satara	50	1.50	1.28	50	50	50
131	Socio Economic Development Trust	2005	Parbhani	50	1.50	1.04	50	50	50
132	Laxmi Bahuuddeshiya Sanstha	2006	Sangli	50	1.50	1.05	51	51	51
133	Nalanda Mahila Shikshan Sanstha	2006	Gadchiroli	100	3.00	1.59	108	108	54
134	Sevadharm Trust	2006	Pune	300	9.00	7.25	300	300	300
135	Parivar Mangal Trust	2006	Pune	200	6.00	3.86	227	227	141
136	Nava Vidya Bahuuddeshiya Sanstha	2006	Yavatmal	200	5.98	3.54	213	213	131
137	Shri Samartha Gram Vikas Yuva Mandal	2006	Osmanabad	50	1.50	0.65	50	50	22
138	Dnyandeep Mahila Va Gramin Vikas Sanstha	2006	Yavatmal	50	1.50	0.93	50	50	40
139	BAIF Dev. Research Foundation	2006	Pune	50	1.50	0.62	55	55	11
140	Navnit Chenta Mandal	2006	Gondia	50	1.50	0.86	73	73	30
141	Association of Women Awareness and Rural Development	2006	Chandrapur	100	3.00	2.23	110	110	100
142	Ashraya Sevabhavi Society	2006	Amravati	150	4.50	3.83	319	319	150
143	Magan Sangrahalaya Samiti	2006	Wardha	100	3.00	1.30	100	100	14
144	Aman Nagari Vikas Sanstha	2006	Kolhapur	100	3.00	1.91	148	148	100
145	Kisan Jagruti Gramin Bahhuuddeshiya Sanstha	2006	Chandrapur	50	1.50	1.05	55	55	38
146	Kulswamini Bahuuddeshiya Gramin Vikas Sanstha	2006	Dhule	50	1.50	0.58	59	59	50
147	Shree Samartha's Entire Development of Rural	2006	—	50	1.50	1.05	55	55	52
148	Srushti Gram Krushi Vikas Sanstha	2006	Kolhapur	100	3.00	2.97	104	104	102
149	Nageshwara Charitable Trust	2006	Nagpur, Amravati and Wardha	300	9.00	15.14	623	623	620
150	Nageshwara Charitable Trust	2006	Nagpur, Amravati and Wardha	300	9.00				
151	Dilasa Janvikas Pratishthan	2006	Aurangabad	200	6.00	2.56	207	201	60
152	Prayas Gram Vikas Sanstha	2006	Wardha	100	3.00	1.81	100	100	63
153	Planning Rural Urban Integrated Development through Education	2006	Raigad	800	24.00	3.16	99	93	0
154	Yuva Gram Vikas Mandal	2006	Beed and Osmanabad	200	6.00	2.68	242	242	63
155	Durgamata Bahuuddeshiya Shikshan Prasarak Mandal	2006	Buldhana	100	3.00	0.75	150	150	40
156	Shri Santaram Patil Shramik Charitable Trust	2006	Kolhapur	500	15.00	5.01	500	497	266
157	Shri Rajshree Shahu Maharaj Bahuuddeshiya Shikshan Prasarak Sanstha	2006	Hingoli	50	1.50	0.15	0	0	0
158	Krantijyoti Savitribai Fule Bahuuddeshiya Mahila Vikas Sanstha	2006	Buldhana	50	1.50	0.19	53	53	0
159	Chaitanya Kala Krida Shikshan Va Sanskrutik Mandal	2006	Gadchiroli	50	1.50	0.00	0	0	0
160	Rajiv Gram Vikas Pratishthan Sarastinagar	2006	Hingoli	50	1.50	0.86	59	59	24
161	Social Action for Rural Development	2006	Gondia	50	1.50	0.41	25	23	11
162	Shri Datta Gramin Va Sahakari Vidya Prasarak Mandal	2006	Akola	50	1.50	0.38	77	77	6
163	Shriram Shaikshanik Va Sanskrutik Sanstha	2006	Akola	50	1.50	0.38	68	68	3



STATEMENT – IX - A (Contd.)

(Amount Rs. Lakh)

Sl. No.	AGENCY	Year of sanction	Districts to be covered	No. of SHGs to be promoted and credit linked	Amt. sanctioned	Progress made as on 31 March 2008			
						Total amount released	No. of SHGs promoted	No. of SHGs with SB A/cs	No. of SHGs credit linked
164	Varhad Vikas Seva Pratishthan	2006	Akola	50	1.50	0.15	32	32	0
165	Gram Swaraj Seva Trust	2006	Wardha	100	3.00	0.56	33	33	7
166	Matoshtri Malini Mahila Mandal	2006	Wardha	100	3.00	2.16	105	105	89
167	Gramin Mahila V Balak Vikas Mandal	2006	Pune, Thane, Nasik, Satara, Jalna	1000	30.00	8.91	471	471	365
168	Maharashtra Village Development Association	2006	Chandrapur, Bhandara & Wardha	1000	30.00	12.11	803	803	264
169	Vanshri Samajik. Sanskrutik & Gramin Vikas Sanstha	2006	Nanded	400	12.00	5.44	419	419	116
170	Shyam Swayamsevi Sanstha	2006	Hingoli	50	1.50	0.37	67	67	20
171	Shivashakti Mahila Mandal	2006	Yavatmal	50	1.50	0.47	71	71	30
172	Jyoti Mahila Vikas Sanstha	2006	Kolhapur	50	1.50	0.15	41	41	6
173	Jijamata Gram Vikas & Shikshan Prasarak Mandal	2006	Nanded	50	1.34	0.90	50	50	50
174	Maharashtra Bahuuddeshiya Shikshan Prasarak Samstha	2007	Buldana	300	9.00	6.30	733	733	382
175	ABHIYAN	2007	Aurangabad	200	6.00	2.49	140	140	36
176	SNS Foundation	2007	Nasik	100	3.00	0.30	0	0	0
177	Bhartiya Adim Jati Sevak Sangh	2007	Chandrapur, Nagpur & Yavatmal	350	10.50	1.51	85	85	0
178	Jeevan Vikas Sanstha	2007	Amravati	100	3.00	0.46	30	30	2
179	Swapnapurti Krishi & Bahuuddeshiya Sanstha	2007	Akola	100	3.00	0.75	102	102	0
180	Vidarbha Vikas Mahila Balkalyan Shikshan Sanstha	2007	Akola	100	3.00	0.53	57	57	0
181	Kiran Gramin Vikas Sanstha	2007	Akola	50	1.50	0.15	0	0	0
182	Rashtramata Indira Gandhi Samajik Sanstha	2007	Solapur	50	1.50	0.40	54	54	15
183	Olawa Samajik Vikas Sanstha	2007	Nagpur	50	1.50	0.40	24	22	5
184	Aroha Multipurpose Society	2007	Nagpur	50	1.50	0.57	43	42	0
185	Pragati Bahuuddeshiya Sanstha	2007	Wardha, Amravati	500	15.00	2.87	158	158	37
186	Ekatma Samaj Kendra	2007	Sangli & Kolhapur	500	15.00	1.50	0	0	0
187	Bharatiya Gramin Va Krushi Vikas Sanstha	2007	Latur	200	6.00	0.60	0	0	0
188	Samaj Vikas Sanstha	2007	Osmanabad	350	9.80	6.20	350	350	230
189	Ramleela Sarvajanic Nyas	2007		50	1.50	1.04	57	57	50
190	Rashtria Ekta Sahitya Kala Va Shikshan	2007		50	1.50	0.15	0	0	0
191	Lupin Human Welfare & Research Foundation	2007		50	1.50	0.71	54	54	50
192	Professional Assistance for National Development	2007		50	1.50	0.15	0	0	0
193	Navdurga Bahuuddeshiya Mahila Mandal	2007	Washim	50	1.50	0.15	0	0	0
194	Prerna Gram Vikas Sanstha	2007	Yavatmal & Wardha	500	15.00	3.61	219	219	83
195	Jnana Prabodhini	2007	Pune	100	3.00	0.51	63	21	15
196	Krushi Vikas Va Gramin Prashikshan Sanstha	2007	Buldhana	250	7.50	0.75	0	0	0
197	Prayag Sevabhavi Sanstha	2007	Parbhani	100	3.00	0.30	0	0	0
198	Prabhat Vikas Manch	2007	Dhule	100	3.00	1.48	101	101	32
199	Apeksha Homoeo Society	2007	Amravati	100	3.00	0.00	0	0	0
200	Ashray Mahila Samuday Vikas Sanstha	2007	Akola	100	3.00	0.50	49	48	0
201	Native Initiatives for Research & Development of Human & Agricultural Resources (NIRDHAR)	2007	Solapur	50	1.50	0.15	0	0	0



STATEMENT – IX - A (Contd.)

(Amount Rs. Lakh)

Sl. No.	AGENCY	Year of sanction	Districts to be covered	No. of SHGs to be promoted and credit linked	Amt. sanctioned	Progress made as on 31 March 2008			
						Total amount released	No. of SHGs promoted	No. of SHGs with SB A/cs	No. of SHGs credit linked
202	Indian Social Welfare Society	2007	Gondia	100	3.00	0.30	0	0	0
203	Teamwork Bhartiya Vikas Sevabhavi Sanstha	2007	Beed	50	1.39	0.14	30	30	0
204	Mauli Mahila Mandal	2007	Sindhudurg	50	1.50	0.15	0	0	0
205	Konkan Nisarg Manch	2007	Sindhudurg	50	1.50	0.15	0	0	0
206	SAHYOG	2007	Aurangabad	200	6.00	0.70	21	21	1
207	Asmita Institute for Development	2007	Washim	300	9.00	1.36	42	41	6
208	Dnyanawardhan Bahu-uddeshiya Shikshan Sanstha	2007	Bhandara	200	6.00	0.60	0	0	0
209	PIRENS	2007	Ahmednagar	300	9.00	1.57	149	149	0
210	Dr. Padmasinhji Patil Social Youth Foundation (PPSYF)	2007	Osmanabad	100	3.00	0.30	0	0	0
211	Ashray Sevabhavi Society	2007	Amravati	300	15.00	0.00	0	0	0
212	Socio-Economic Development Trust	2007	Parbhani	300	15.00	2.44	174	140	9
213	Sneh Samruddhi Mandal	2007	Ratnagiri	50	1.25	0.13	0	0	0
214	Sampoorna Bamboo Kendra	2007	Amravati	100	3.00	0.30	0	0	0
215	Society for Action in Creative Education & Development	2007	Aurangabad	200	6.00	1.12	91	16	2
216	Helpo Foundation	2007	Satara	1000	30.00	3.00	0	0	0
217	Rajgiri Bahuuddeshiya Samajik Sanstha, Gondia	2007	Gondii	100	3.00	0.30	0	0	0
218	Janashakti Gramin Vikas Sanstha, Wardha	2007	Wardha	100	3.00	0.30	0	0	0
219	Dhairyasheel Shikshan Sanstha	2007	Akola	50	1.50	0.15	0	0	0
220	Lokseva Mahila Yuvak Va Balvikas Sevabhavi Sanstha (LOKSEVA)	2007	Solapur	50	1.50	0.15	0	0	0
221	Bharati Vidyapeeth's Grameen Vikas Pratishthan	2007	Sangli	200	6.00	0.60	0	0	0
222	Samata Bahuddeshiya Shikshan Sanstha	2007	Latur	100	3.00				
223	Marathwada Sheti Sahayya Mandal	2007	Jalna	100	3.00				
224	Jankamal Pratishthan	2007	Nanded	50	1.50	0.15	0	0	0
225	Mrutyunjay Krushi Vidnyan Vikas Mandal	2007	Parbhani	50	1.50	0.15			
226	Nehru Yuva Bahuuddeshiya Mandal	2007	Buldhana	50	1.50	0.15	0	0	0
227	Nehru Yuva Mandal	2007	Buldhana	50	1.50	0.15	0	0	0
228	Ankur Pratishthan & Sanshodhan Sanstha	2007	Beed	50	1.50	0.15	0	0	0
229	Smt. Parvatibai Mahila Vikas Mandal	2007	Nanded	50	1.50	0.28	24	24	0
230	Gramin Vikas Kendra	2007	Latur	200	6.00	0.60	0	0	0
231	Dyansagar Magaswargiya Bahuuddeshiya Samajseva Sanstha	2007	Latur	150	4.50	0.00	0	0	0
232	Yuva Rural Association	2007	Nagpur	200	6.00	0.00	0	0	0
233	Janvikas Samajik Sanstha	2007	Beed	100	3.00	0.30	0	0	0
234	Yuva Gramin Vikas Sanstha	2007	Kolhapur	100	3.00	0.30	0	0	0
235	Action for Community Empowerment	2007	Jalgaon	100	3.00	0.30	0	0	0
236	Nageshwara Charitable Trust	2007	Nagkpur, Wardha, Amravati & Yavatmal	3000	90.00	21.46	1405	1405	370
237	Srushti Gram Krushi Vikas Sanstha	2008	Kolhapur	500	15.00	5.59	347	346	112
238	Shramik Janata Vikas Sanstha	2007	Satara	100	3.00	0.30	0	0	0
239	Shri Gajanan Bahuuddeshiya Sevabhavi Sanstha	2007	Beed	50	1.50	0.00	0	0	0
240	Asmita Mahila Vikas Mandal	2008	Kolhapur	50	1.50	0.15	0	0	0
241	Dhammadeep Bahuuddeshiya Shikshan Sansthan	2008	Nagpur	50	1.50	0.15	0	0	0



STATEMENT – IX - A (Contd.)

(Amount Rs. Lakh)

Sl. No.	AGENCY	Year of sanction	Districts to be covered	No. of SHGs to be promoted and credit linked	Amt. sanctioned	Progress made as on 31 March 2008			
						Total amount released	No. of SHGs promoted	No. of SHGs with SB A/cs	No. of SHGs credit linked
242	Marathwada Navnirman Lokayat (Manavlok)	2008	Beed	50	1.50	0.15	0	0	0
243	Astitva Samaj Prabodhan Sanstha	2008	Solapur	50	1.50	0.00	0	0	0
244	Dilasa Mahila Mandal	2008	Jalna	50	1.50	0.00	0	0	0
245	Parth Development Foundation	2008	Pune	50	1.50	0.00	0	0	0
246	Shramjivi Janata Sahayyak Mandal	2008	Satara	250	7.50	0.75	0	0	0
247	Gramvikas Pratishthan Parbhani	2008	Parbhani	100	3.00	0.00	0	0	0
248	Mata Balak Utkarsha Pratishthan	2008	Solapur	200	6.00	0.00	0	0	0
249	Gramin Vikas Manch	2008	Nagpur	100	3.00	0.00	0	0	0
Ongoing Total Projects		249		37524	988.19	429.51	29317	28706	16968
Completed/Closed Projects		13		1363	21.22	19.52	1695	1695	1279
TOTAL		262		38887	1009.41	449.03	31012	30401	18247
ONGOING TOTAL PROJECTS - REGION E		405		50182	1251.25	523.29	36874	33822	19587
COMPLETED/CLOSED PROJECTS - REGION E		19		2008	31.73	28.42	2371	2211	1695
TOTAL - REGION E		424		52190	1282.98	551.72	39245	36033	21282
F. SOUTHERN REGION									
Karnataka									
1	Ashika	1999	Udupi	250	1.82	1.26	265	265	94
2	Amala Kutumba Abhivruddhi Yojane [AKAY]	1996	Tumkur	50	0.40	0.40	50	50	50
3	Shri Kshethra Dharmasthala Rural Development Project	1998	Dakshin Kannada	1485	1.93	1.93	1485	1485	1080
	Shri Kshethra Dharmasthala Rural Development Project	2000		—	0.79	0.79	for purchase of computers		
4	Prachodana	1998	Hassan	35	0.27	0.27	35	35	35
5	Pragathi Soc. for Rural Dev.	1999	Shimoga	69	0.43	0.00	0	0	0
6	North Kannara Rural Development Society	1999	Bidar	100	1.52	1.52	100	100	100
7	Outreach	1999	Bagalkot	84	0.95	0.19	85	85	85
8	Tarlabalu Rural Dev. Foundation	1999	Chitradurga	191	1.92	0.90	131	131	54
9	Sahayog	2000	Bidar	50	0.65	0.65	50	50	50
10	Bellary Diocese Development Society	2000	Bellary and Raichur	100	0.82	0.00	0	0	0
11	Human Development Society	2001	Tumkur	50	0.70	0.54	53	53	32
12	National Assn. for Agri. and Rural Dev.	2001	Bijapur	25	0.38	0.19	25	25	13
13	Multi Purpose Org. for Trg. Health. Edu. and Rehabilitation	2001	Tumkur	50	0.75	0.75	50	50	50
14	Bapuji Integrated Rural Development Society	2001	Tumkur	50	0.75	0.75	50	50	50
15	Navchaitanya Urban and Rural Development Society	2001	Kolar	50	0.75	0.30	50	50	21
16	Goldfields Rehabilitation and Integrated Dev. Orgn.	2001	Kolar	100	1.50	1.50	104	104	100
17	Agricultural Science Foundation	2001	Gadag	150	2.23	0.00	0	0	0
18	Prawarda	2001	Bidar	100	1.50	1.50	100	100	100
19	Northern Karnataka Rural Dev. Soc.	2001	Gulbarga and Bidar	200	2.80	2.80	200	200	200
20	Prachodana	2001	Hassan	200	3.00	3.00	210	210	210
21	Prajana Counseling Centre	2001	Dakshin Kannada	50	0.75	0.53	50	50	15
22	Parivartana	2001	Shimoga	25	0.34	0.34	25	25	25
23	Shantiniketan Charitable Soc.	2001	Shimoga	250	3.65	3.65	294	275	253



STATEMENT – IX - A (Contd.)

(Amount Rs. Lakh)

Sl. No.	AGENCY	Year of sanction	Districts to be covered	No. of SHGs to be promoted and credit linked	Amt. sanctioned	Progress made as on 31 March 2008			
						Total amount released	No. of SHGs promoted	No. of SHGs with SB A/cs	No. of SHGs credit linked
24	Ramalingeswara Gramabhiruddi Sangha	2001	Belgaum	25	0.29	0.00	0	0	0
25	Jevandhara Seva Kendra	2001	Hassan	200	3.00	3.00	210	210	210
26	Kumudwathi Rural Development Society	2001	Tumkur	50	0.75	0.62	64	64	46
27	Rural Education and Liberty	2001	Kolar	80	1.20	0.00	0	0	0
28	Nagrika Seva Trust	2001	Dakshin Kannada and Udupi	150	2.40	2.40	150	150	149
29	Grama	2002	Tumkur	50	0.75	0.75	50	50	50
30	Dr. B.R.Ambedkar Educ.Soc.	2002	Kolar	50	0.79	0.79	60	60	51
31	Samasti Trust	2002	Mandya	30	0.44	0.39	30	30	29
32	Human Resource Dev. Soc.	2002	Raichur	50	0.69	0.24	58	54	29
33	Vidyanikethan	2002	Bangalore (Rural)	50	0.75	0.71	50	50	45
34	Social Consultancy and Rural Dev.Trust	2002	Bangalore (Rural)	50	0.74	0.15	50	40	2
35	Vikasa Rural Dev. Orgn.	2002	Mandya	60	0.75	0.69	60	60	45
36	Social Integrated Rural Dev. Soc.	2002	Kolar	50	0.62	0.54	76	76	40
37	Sahayog	2002	Bidar	15	0.23	0.23	15	15	15
38	Vikasana Institute for Rural Development	2002	Mandya	100	1.65	1.64	119	119	100
39	Harshita	2003	Hassan	100	1.51	1.51	100	100	100
40	Health Environment and Socio-Economic Literacy Project	2003	Chitradurga	25	0.40	0.40	25	25	25
41	Indo-Dutch Project Management Society	2003	Chamarajanagar	50	0.89	0.89	50	50	50
42	Sri Kshetra Dharmasthala Rural Development Project	2003	Dakshina Kannada and Udupi	1150	13.42	13.42	1150	1150	1150
43	Sahyog	2003	Bidar	50	0.73	0.73	50	50	50
44	Janakalyan	2003	Raichur	100	1.64	0.33	51	50	31
45	Gram Bharati	2003	Bidar	80	1.20	0.24	37	37	19
46	Sree Renukadevi Women and Children Welfare Dev. Foundation	2003	Davangere	50	0.83	0.17	53	53	22
47	Janodaya	2003	Bangalore [R and U]	100	1.60	0.84	85	69	33
48	Deendayal Janseva Samithi	2003	Kolar	50	0.85	0.85	86	86	50
49	Olekar Education and Welfare Society	2003	Kopal	50	0.93	0.93	66	66	50
50	Grameena Mahila Okkuta	2004	Kolar	50	0.90	0.88	50	50	50
51	Parivarthana	2004	Haveri	50	0.88	0.83	54	54	44
52	Chikmagalur Multipurpose Social Service Society	2004	Chikmagalur	50	0.75	0.75	66	56	50
	Additional sanction vide QPR dt.19.9.07				0.25				
53	Navodaya Social Service Centre	2004	Chikmagalur	50	0.93	1.18	53	53	50
	Additional sanction for handholding support sanctioned and released to agency				0.25				
54	Tropical Research and Development Centre	2004	Haveri	33	0.60	0.52	33	33	18
55	Paravati	2004	Gadag	50	0.90	0.18	14	14	0
56	Mahatmaya Rural Development Society	2004	Bidar	60	1.07	1.06	64	64	64
57	Grameena Abhivradhi Shikshana and Krishiseva Samsthe	2004	Belgaum	40	0.66	0.59	40	40	33
58	PRERANA	2004	Raichur	100	0.99	0.73	50	50	13
59	Initiatives for Development Foundation	2004	Dharwad	50	0.70	0.68	50	50	46



STATEMENT – IX - A (Contd.)

(Amount Rs. Lakh)

Sl. No.	AGENCY	Year of sanction	Districts to be covered	No. of SHGs to be promoted and credit linked	Amt. sanctioned	Progress made as on 31 March 2008			
						Total amount released	No. of SHGs promoted	No. of SHGs with SB A/cs	No. of SHGs credit linked
60	Rehabilitative Assistance for People in Distress	2004	Dharwad	50	0.58	0.40	50	50	12
61	Social Welfare Society Additional sanction for providing handholding support	2004	Chikmagalur	50	0.75 0.25	0.99	51	51	50
62	Gnanajyothi Vidya Samsthe	2004	Davangere	50	0.93	0.65	50	50	30
63	GRAMA	2005	Chitradurga	50	0.95	0.94	50	50	48
64	GRAMA	2005	Tumkur	50	0.95	0.75	50	50	50
65	SPADANA	2005	Tumkur	50	0.90	0.18	0	0	0
66	MOTHER	2005	Tumkur	50	0.90	0.75	50	50	50
67	Sankalpa Rural and Urban Dev.Society	2005	Davangere	25	0.45	0.44	32	32	24
68	Sadhne Vidya Samasthe	2005	Chitradurga	50	0.95	0.67	50	50	50
69	Sri Kshetra Dharmasthala Rural Development Project	2005	Dakshina Kannada and Udupi	1000	11.00	11.00	1000	1000	995
70	Navodaya Social Service Centre	2005	Chikmagalur	50	0.93	0.74	50	50	33
71	Mahatma Gandhi Rural Dev. Youth Welfare Centre	2005	Koratagere and Madhugiri	50	0.90	0.87	50	50	43
72	Shree Lakshmi Institute for Women and Rural Development	2005	Dharwad	25	0.38	0.17	44	44	12
73	Jana Hitha	2005	Raichur	25	0.45	0.11	26	26	0
74	Mahila Grameena Vidyabhivrudhi Sansthe	2005	Bangalore	50	1.00	0.00	0	0	0
75	ADITI	2005	Bangalore	25	0.58	0.21	25	19	6
76	SPOORTHY	2005	Davangere	50	0.90	0.41	42	39	14
77	Siddarameshwara Grameena Vividoddesha Jana Seva Sangha	2005	Raichur	25	0.71	0.18	25	25	0
78	Society for Empowerment in Environmental Matters and Agriculture	2005	Kolar	100	2.40	1.15	100	95	28
79	Probodini Trust	2005	Chickmagalur	50	1.25	0.60	65	63	14
80	Neravu Trust	2005	Belgaum	50	1.28	1.01	55	55	46
81	ADITI	2005	Tumkur	15	0.44	0.31	15	15	12
82	SAHANA Rural Development Society	2005	Belgaum	25	0.69	0.46	25	25	15
83	NISARGA	2005	Chitradurga	50	1.25	1.06	50	50	50
84	Varshini Grambiruddhi Mahila Mandali	2005	Davangere	50	1.25	0.00	0	0	0
85	Heart Centre	2005	Kolar	50	1.43	0.36	50	50	39
86	Health Education Rural Development Society	2005	Tumkur	50	1.40	0.98	53	53	50
87	Olekar Education and Welfare Society	2006	Kopal	100	1.25	0.88	59	59	59
88	Shri Shiv Shikshan Samasthe	2006	Belgaum	50	1.43	0.76	55	55	32
89	Nagrika Seva Trust	2006	Dakshin Kannada and Udupi	100	2.65	2.40	150	150	149
90	Navodaya Education and Environment Development Service	2006	Haveri	50	1.45	0.31	37	37	0
91	St Anne's Rural Welfare Assn.	2006	Kolar	50	1.45	0.29	34	32	8
92	Sri Babuji Grameena Abhivrudi Samasthe	2006	Koppal	50	1.50	0.38	50	50	0
93	Jawahar Education and Empowerment Vision in Action	2006	Shimoga	50	1.45	0.22	36	36	6
94	Sarvodaya Integrated Rural Development Society	2006	Koppal	50	1.50	0.38	50	50	0
95	Vivekananda Janseva Vidya Kendra	2006	Bijapur	50	1.34	0.00	0	0	0
96	BAIF Institute for Rural Development	2006	Tumkur	150	3.72	0.75	55	50	50
97	Sammilana	2006	Shimoga	50	1.30	0.13	24	24	1
98	Initiatives for Development Foundation	2006	Dharwad, Gadag, Haveri, Belgaum, Koppal, Chitradurga	300	6.90	2.07	317	239	322



STATEMENT – IX - A (Contd.)

(Amount Rs. Lakh)

Sl. No.	AGENCY	Year of sanction	Districts to be covered	No. of SHGs to be promoted and credit linked	Amt. sanctioned	Progress made as on 31 March 2008			
						Total amount released	No. of SHGs promoted	No. of SHGs with SB A/cs	No. of SHGs credit linked
99	Kisan Bharathi Trust	2006	Raichur	25	0.70	0.07	17	8	0
100	Shri Guru Education & Welfare Society Ltd.	2007	Koppal	50	1.50	0.38	50	50	5
101	Social Welfare Society Additional sn of Rs.25000/- vide QPR as on 31.3.2008	2007	Chikmagalur	50	1.50 0.25	0.99	51	51	50
102	MYRADA	2007	Uttar Kannada	100	2.00	0.31	27	27	10
103	Shantiniketan Charitable Society	2007	Shimoga	100	2.70	3.65	294	275	253
104	PARINATI	2007	Chamarajanagar, Chickmagalur	100	3.00	0.89	50	50	50
105	NIORD	2007	Mandya	50	1.05	0.20	31	31	0
106	Navjyothi	2007	Bijapur	25	0.65	0.89	50	50	50
107	Asha Jyothi Mahila Abhivrudhi Kendra	2007	Belgaum	50	1.50	0.38	50	50	0
108	Tribal & Rural Development Organisation, Mysore	2007	Mysore	50	1.50	0.00	0	0	0
109	Social Education Activity Rural Child Health Development Society, Bagalkot	2007	Bagalkot	50	1.50	0.15	50	50	0
110	Shri Jomkai Mahila Krushi Abivrudhi & Halutpadak Sangh, Belgaum	2007	Belgaum	30	0.90	0.15	13	13	0
111	Karimani Grameena Seva Pratisthan	2007	Dharwad	50	1.50	0.15	23	7	0
112	AWARD	2007	Raichur	50	1.50	0.00	0	0	0
113	Society for Participatory Rural & Environment Development, Bagalkot	2007	Raichur	50	1.50	0.00	0	0	0
114	Social Action for Rural Development Association, Bagalkot	2007	Bagalkot	50	1.50	0.00	0	0	0
115	Parihar Rural & Urban Development Society, Koppal	2007	Koppal	50	1.50	0.15	0	0	0
116	Gramin Vikas Pratishthan, Koppal	2007	Koppal	50	1.50	0.00	0	0	0
117	Society for Education Welfate & Action (SEWA)	2007	Belgaum	100	3.00	0.43	29	29	0
118	Nisarga Rural Development Society	2007	Koppal	50	1.50	0.15	14	9	0
119	Paripoorna Grameena Abhivrudhi Mahila Seva Samasthe	2007	Dharwad	50	1.50	0.15	0	0	0
120	Parivarthane Samsthe	2007	Gulbarga	100	3.00	0.30	20	11	0
121	Social Welfare & Rural Development Society (SWARDS)	2007	Tumkur	50	1.50	0.15	6	2	
122	Mahamaya RDS	2008	Bidar	50	1.50	1.06	64	64	64
123	Sevalal RDS	2008	Bidar	50	1.50	0.00	0	0	0
124	Sujatha SRES	2008	Bidar	50	1.35	0.00	0	0	0
125	Vanasari Rural Development Society	2008	Haveri	150	4.50				
Ongoing Total Projects		125		11907	187.37	108.11	10395	10172	8156
Completed/closed Projects		61		8031	97.06	81.61	7807	7754	6836
Total		186		19938	284.43	189.72	18202	17926	14992
Andhra Pradesh									
1	Youth Charitable Orgn.	1998	Srikakulam, Vijianagram, Vizag, East Godhavari, West Godhavari and Krishna-25 NGOs	500	7.16	0.79	0	0	0
2	Chinmayaranyam	2003	Kadapa	100	1.80	0.36	15	13	11
Ongoing Total Projects				600	8.96	1.15	15	13	11
Completed/closed Projects				600	8.96	1.15	15	13	11
Total				1200	17.92	2.29	30	26	22



STATEMENT – IX - A (Contd.)

(Amount Rs. Lakh)

Sl. No.	AGENCY	Year of sanction	Districts to be covered	No. of SHGs to be promoted and credit linked	Amt. sanctioned	Progress made as on 31 March 2008			
						Total amount released	No. of SHGs promoted	No. of SHGs with SB A/cs	No. of SHGs credit linked
Tamil Nadu									
1	Self Help for Health and Rural Dev.	2000	Trichy	500	7.47	7.17	500	500	420
2	Mahalir Association for Literacy Awareness and Rights	2000	Kanyakumari	250	0.93	0.93	250	250	250
3	Thirumalai Charitable Trust	2001	Vellore	250	2.93	2.93	250	250	250
4	DHAN Foundation	2001	Tamil Nadu, AP and UT of Pondicherry	1100	33.00	32.65	1099	1099	1099
5	Sarada Annai Rural Reconstruction and Development Association	2001	Ramanathapuram	50	0.81	0.81	50	50	50
6	People's Reconstruction Movement	2001	Dharmapuri	100	1.00	0.79	100	100	52
7	Nehru Ilaingar Mandram	2001	Ramanathapuram	100	1.85	1.85	100	100	100
8	Sri Kannabiran Educational and Charitable Trust	2002	Ramanathapuram	50	0.80	0.80	50	50	50
9	Rural Development Mission	2002	Dindigul and Theni	100	1.50	1.50	100	100	100
10	Association for Integrated Rural Development	2002	Ramanathapuram	90	1.32	1.32	90	90	90
11	Twinkling Organisation for Rural Community Health	2002	Tirunelveli	100	1.45	0.23	20	20	0
12	Jeevan Social Service Society [CERDE]	2002	Ramanathapuram	50	0.69	0.69	50	50	50
13	Arsan Rural Dev.Soc.	2002	Tirunelveli	100	1.45	1.45	100	100	100
14	Makaram Siruthozhil Maiyam	2002	Ramanathapuram	100	1.45	1.36	100	100	40
15	Samaritans	2002	Tirunelveli	60	0.87	0.00	0	0	0
16	Muthamil Education and Rural Dev. Soc.	2002	Dindigul	50	0.67	0.67	50	50	50
17	Peoples education for Action among Rural Landless	2002	Ramanathapuram	50	0.85	0.85	50	50	50
18	Universal Welfare Foundation	2002	Kancheepuram	100	1.50	1.50	100	100	100
19	Gnanammal Integrated Rural Women's Dev.	2002	Thiruvallur	100	1.13	1.11	100	98	98
20	Health Education Association for Rural Tribals	2002	Cuddalore	100	1.40	1.40	100	100	52
21	Sudar	2003	Karur	100	1.60	1.27	100	100	33
22	Social Life Animation India	2003	Vellore	100	1.45	1.45	100	100	100
23	League for Education and Development	2003	Permbalur	100	1.58	0.32	100	100	51
24	Social Awareness and Development Organisation for Women	2003	Dindigul and Madurai	100	1.50	1.45	100	100	92
25	Social Action for Education and Development Organsiation	2003	Salem	100	1.27	1.09	100	99	36
26	Women and Child Development Society	2003	Tirunelveli	100	1.23	1.01	100	100	100
27	Centre for Improved Rural Health and Environmental Protection	2003	Dindigul	100	1.25	0.97	100	100	100
28	Human Resources and Education for Rural Development	2003	Sivaganga	100	1.45	0.35	13	13	4
29	People Association for Growth and Education	2003	Sivaganga	50	0.93	0.93	50	50	50
30	District Bhoodan Gramdhan Dev. Sangh	2003	Karur	100	1.50	0.75	100	100	100
31	Organisation of Development Action and Maintenance	2003	Virudhunagar	100	1.58	1.38	100	100	94
32	Society for People Education and Economic Development	2003	Cuddalore	50	0.75	0.75	50	50	50
33	Sri Ramakrishna Seva Nilayam	2003	Tirunelveli	100	1.41	1.39	100	100	100
34	Udhayam	2003	Tiruchirapalli	100	1.60	1.60	100	100	100
35	Anbu Trust	2003	Sivaganga	50	0.75	0.30	43	43	20



STATEMENT – IX - A (Contd.)

(Amount Rs. Lakh)

Sl. No.	AGENCY	Year of sanction	Districts to be covered	No. of SHGs to be promoted and credit linked	Amt. sanctioned	Progress made as on 31 March 2008			
						Total amount released	No. of SHGs promoted	No. of SHGs with SB A/cs	No. of SHGs credit linked
36	Santhanam Foundation	2003	Ramanathapuram	100	1.66	1.65	100	100	100
37	Star Welfare Orgn. of the Rural Development Trust	2003	Kancheepuram	100	1.50	1.50	100	100	100
38	Tamil Nadu Corporation for Development of Women Ltd	2003	28 districts	10000	35.00	0.00	10000	10000	10000
39	Rural Development Society	2003	Dharmapuri	100	1.06	1.04	100	100	87
40	Blossom Trust	2003	Virudhunagar	100	1.34	1.00	100	100	15
41	Jeevan Jyothi Health Centre	2003	Ramanathapuram	100	1.58	0.80	70	64	20
42	Community Action for Rural Development	2003	Pudukottai	100	1.58	1.58	100	100	100
43	Social Welfare Organisation Trust	2003	Sivaganga	50	0.75	0.68	50	50	13
44	Scientific Educational Dev. for Community Orgn.	2003	Tuticorin	100	1.40	1.40	100	100	100
45	Development of Humane Action	2003	TN, AP, Karnataka and UT of Pondicherry	1500	22.50	22.50	1500	1500	1500
46	Lamp Trust	2003	Pudukottai	100	1.30	1.08	100	100	100
47	The Voluntary Health, Education and Rural Development Society	2003	Kancheepuram	100	1.50	1.50	100	100	100
48	Rural Development Organisation	2003	Pudukottai	60	0.87	0.87	60	60	60
49	Heaven on Merciful Earth [HOME]	2004	Tiruvannamalai	50	0.95	0.95	50	50	50
50	Sanam Makalir Suyasarbu Iyakkam [SAMAM]	2004	Pondicherry	50	0.95	0.95	50	50	50
51	Mercy Association for Lepers [MAL]	2004	Dindigul	50	0.85	0.66	50	50	33
52	Periyar Organisation for Woman Empowerment and Renaissance	2004	Thanjavur	50	0.95	0.37	42	42	0
53	Judicial Education and Social Upliftment Society	2004	Dindigul	50	0.90	0.90	50	50	50
54	Rural Integrated Development Trust	2005	Tiruvannamalai	50	0.95	0.95	50	50	50
55	Integrated Women Development Institute	2005	Tiruvallur	50	0.95	0.42	50	50	0
56	Society for Women's Education Economic Development	2005	Madurai	50	0.95	0.95	50	50	50
57	Swami Vivekananda Gurukulam	2005	Coimbatore	50	0.95	0.88	50	50	50
58	Women Organisation for Rural Development	2005	Cuddalore	50	0.95	0.90	50	50	50
59	National Environment and Education Development [NEED]	2005	{idillpttao	50	0.95	0.64	50	50	15
60	Education, Communication and Development Trust [EDUCATR]	2005	Madurai	50	0.95	0.95	50	50	50
61	Snekithi	2005	Thogaimalai and Kulithai	50	1.23	0.86	21	21	0
62	Rise	2006	Andimadam	50	1.23	0.67	36	36	25
63	Community Dev. Soc.	2006		50	0.80	0.56	50	50	50
64	Akila Bharathi Social Dev. Centre Annamangalam	2006		50	0.79	0.14	42	38	8
65	Kaveri People Trust	2006		50	0.80	0.08	0	0	0
66	Association for Bhoodan and Community Development	2006		50	0.80	0.30	25	0	0
67	Butha Mahan Education and Charitable Trust	2006		50	0.80	0.00	0	0	0
68	Heaven on Merciful Earth	2006		75	1.20	0.30	14	0	0
69	Star Welfare Organisation for the Rural Development (SWORDT)	2007		50	0.95	0.24	0	0	0
70	SURABHI	2007		50	0.95	0.10	0	0	0
71	SPACE	2007		50	0.95	0.10	7	7	0
72	Rural Development Organisation	2007	Pudukottai	400	6.40	2.36	0	0	0



STATEMENT – IX - A (Contd.)

(Amount Rs. Lakh)

Sl. No.	AGENCY	Year of sanction	Districts to be covered	No. of SHGs to be promoted and credit linked	Amt. sanctioned	Progress made as on 31 March 2008			
						Total amount released	No. of SHGs promoted	No. of SHGs with SB A/cs	No. of SHGs credit linked
73	SSSEEW	2007		50	0.81	0.08	0	0	0
74	Imayam Social Welfare Association	2007		50	1.10	0.11	0	0	0
75	Tirupputtur Rural Uplift Project Association	2007	Sivagangai	200	4.95	0.00	0	0	0
76	Rural Development Society	2007	Pudukottai	100	2.13	0.21	0	0	0
77	Women's Organisation & Rural Development	2007	Pudukottai	100	2.25	0.23	0	0	0
78	Human Education & Development Trust	2007	Perambalur	100	2.05	0.28	24	24	0
79	Society for People Education & Economic Development (SPEED)	2007	Kurinipadi	50	1.50	0.20	0	0	0
80	Rural Integrated Development Trust	2007	Tiruvanamalai	50	1.50	0.15	25	25	0
81	WORLD	2007	Cuddalore	50	1.50	0.39	0	0	0
82	Micro Credit Foundation	2007	Coimbatore	50	1.50	0.15	0	0	0
83	REST	2007	Coimbatore	50	1.50	0.15	0	0	0
84	SSEED	2007	Madurai	50	1.50	0.15	0	0	0
85	SEDCO	2007	Tuticorin	50	1.50	0.15	0	0	0
86	Udhagamandalam Social Service Society	2007	Nilgiris	50	1.50	0.15	0	0	0
87	Rural Education & Development Society	2007	Erumpatti	50	1.50	0.15	0	0	0
88	Sarvodaya Trust	2007	Sedapatti	50	1.50	0.15	0	0	0
89	Nessakarangal	2007	Udumalpet	50	1.50	0.15	0	0	0
90	Sadayanodai Ilaigiar Narpani Mandram	2008	Tiruvannamalai	50	1.50	0.15	0	0	0
91	UDHAYAM	2008	Tiruchirapalli	50	1.50	0.15	0	0	0
92	Grama Valar Nirai (G.V.N.) Trust	2008	Pudukottai	50	1.50	0.15	0	0	0
Ongoing Total Projects		92		20135	217.39	129.11	17831	17779	16857
Completed/closed Projects		39		6250	107.16	104.61	6169	6167	5891
Total		131		26385	324.54	233.72	24000	23946	22748
Kerala									
1	Community Dev. Soc.	1997	—	NA	0.70	0.70	0	0	0
2	Forum for Rural Environ and Eco.Dev.	1997	Allapuzha	200	0.24	0.24	201	201	101
3	Apex Vol. Agency for Rural Dev.	1999	Trichur	350	3.46	2.42	224	224	53
4	Sevashram	1999	Eranakulam, Alleppy, Kottayam and Trichur	500	6.35	4.31	277	277	265
5	Seven Seas Socio Eco Dev.Soc.	1999	Pathanamthitta	66	0.66	0.66	66	66	66
6	Kuriakose Elias Service Soc.	1999	Trichur	300	3.41	3.41	300	300	300
7	Kuttanadu Vikasana Samithy	1999	Alappuzha	300	0.72	0.00	0	0	0
8	Tellicherry Social Service Soc.	2000	Kannur and Kasargode	950	6.08	1.70	243	243	161
9	Centre for Overall Dev.	2000	Kozhikode and Malappuram	300	3.27	3.16	300	300	299
10	Changanacherry Social Service Society	2000	Kottayam and Allapuzha	584	7.06	7.06	300	300	584
11	Gandhi Samaraka GramaSeva Kendram	2001	Alappuzha	250	2.73	2.73	250	250	200
12	High Land Dev.Assn.	2001	Wayanad	200	2.14	1.87	200	200	156
13	Slum Service Centre	2001	Thrissur	100	1.25	1.25	100	100	100
14	Peermadu Dev. Soc.	2001	Idukki	500	6.30	5.78	480	480	404
15	Rural Agency for Soc. and Tech.Adv.	2001	Wayanad	150	2.03	1.37	118	118	87
16	Wayanad Sarva Seva Mandal	2001	Wayanad	100	1.11	0.74	100	100	11
17	Win Society	2001	Allapuzha and Ernakulam	150	1.20	1.05	150	150	93
18	Evangelical Social Action Forum	2001	Thrissur	175	2.42	0.48	0	0	0
19	Nedumkandam Cultural Soc.	2001	Idukki	350	3.80	1.13	110	110	0
20	Kurichithanam Dev. Society	2001	Kottayam	100	1.50	1.48	100	100	100
21	Santhi Trust	2001	Wayanad	200	2.43	0.42	51	51	0
22	Kerala Grama Nirmana Samithi	2001	Mallapuram	60	0.87	0.87	60	60	60
23	Gandhi Smaraka Grama Seva Kendram	2001	Kasargod	220	2.34	1.71	186	186	104



STATEMENT – IX - A (Contd.)

(Amount Rs. Lakh)

Sl. No.	AGENCY	Year of sanction	Districts to be covered	No. of SHGs to be promoted and credit linked	Amt. sanctioned	Progress made as on 31 March 2008			
						Total amount released	No. of SHGs promoted	No. of SHGs with SB A/cs	No. of SHGs credit linked
24	Jawaharlal Memorial Social Welfare Public Co-operation Centre	2001	Kottayam	150	1.70	0.34	0	0	0
25	Gram Vikas Swasraya Sangam	2001	Kottayam	200	3.00	2.40	200	200	66
26	Shreyas	2001	Malappuram, Kannur, Kozhikode [Calicut], Kasargod and Wayanad	650	7.36	3.49	284	284	182
27	Voluntary Organisation for Social Action and Rural Development	2002	Idukki	150	2.25	1.42	114	114	40
28	Jawahar Social Welfare Society	2002	Malappuram	50	0.77	0.77	50	50	50
29	Progressive Grandha Sala and Vayana Sala	2002	Alappuzha	50	0.71	0.00	0	0	0
30	Society for Economic and Environmental Dev.	2002	Alappuzha	100	1.07	0.79	98	98	25
31	High Range Development Society	2002	Idukki	100	1.70	0.00	0	0	0
32	Punalur Social Service Society	2002	Kollam and Alappuzha	100	1.80	0.73	42	42	0
33	Christian Agency for Rural Development	2002	Malappuram	100	1.16	0.53	42	42	23
34	Forum for Rural Environment and Economic Development	2003	Alappuzha	100	1.63	0.00	0	0	0
35	Kuriakose Elias Service Society	2003	Thrissur	200	2.92	2.92	200	200	200
36	Gandhi Samarka GramSeva kendram	2003	Alappuzha	300	4.74	4.66	300	300	283
37	Women's Welfare Association	2003	Wayanad	200	3.48	3.48	200	200	200
38	Kallamala Multi Purpose Charitable Society	2003	Palakkad	200	2.25	0.45	0	0	0
39	Jeevagram	2003	Eranakulam and Thrissur	100	1.46	0.29	0	0	0
40	Thiruvalla Social Service Society	2003	Pathanamthitta	100	1.45	1.45	100	100	100
41	Kannur Association for Integrated Rural Organisation and Support	2003	Kannur and Kasargod	100	1.55	1.08	99	99	0
42	Integrated Development Centre	2004	Kozhikode	100	1.60	1.27	100	100	46
43	Sneha Bhavan	2004	Kottayam	50	0.60	0.00	0	0	0
44	Payyavoor Community Development Fund Project	2005	Kannur	50	0.88	0.61	50	50	0
45	Shatom Charitable Ministries of India	2005	Palakkad	50	0.85	0.00	0	0	0
46	Wayanad Social Service Society	2005	Wayanad	50	0.85	0.40	19	19	19
47	Welfare Services	2005	Ernakulam	60	1.14	0.35	60	60	60
48	Jammuna Jama Seva Samithi	2005	Manjeswar	75	1.13	1.13	75	75	25
49	Ottapalam Welfare Trust	2006	Ottapalam, Palakkad and Thrissur	50	1.05	1.05	50	50	50
50	Amrita Centre for Environmental Studies	2007	Kollam	50	1.15	0.52	0	0	0
Ongoing Total Projects		50		9590	112.29	74.67	5899	5899	4513
Completed/closed Projects		42		8855	100.97	66.34	5245	5245	4137
Total		92		18445	213.26	141.01	11144	11144	8650
ONGOING PROJECT - REGION F		126		19496	242.13	59.33	14904	14684	12662
COMPLETED/CLOSED PROJECTS - REGION F		144		23736	314.14	253.70	19236	19179	16875
TOTAL - REGION F		270		43232	556.26	313.04	34140	33863	29537
Kalanjiam Foundation [Bank of India]		2006	MP, Maharashtra and Orissa	1000	30.00	0.00	0	0	0
TOTAL		1000		30.00	0.00	0	0	0	
ALL INDIA ONGOING PROJECTS		1272		180031	3941.52	1344.62	114129.1	103356	60127
ALL INDIA COMPLETED / CLOSED PROJECTS		374		65245	900.14	748.46	60761	59115	51701
ALL INDIA TOTAL NGO PROJECTS		1646		245276	4841.67	2093.08	174890	162471	111828



STATEMENT – IX - B

SHG Bank Linkage - Grant Support to Regional Rural Banks (RRBs) functioning as SHPIs
as on 31 March 2008

List of Ongoing Projects

(Amount Rs. lakh)

Sl. No.	Region / State Name of RRB	Year of sanction	Districts covered	SHGs to be promoted	Grant sanctioned	Grant released	No. of SHGs	
							Promoted	Linked
A. NORTHERN REGION								
Punjab and Haryana								
1	Gurgaon GB	2002	Gurgaon	360	2.87	1.22	195	128
2	Shivalik KGB	2004	Hoshiarpur, Ropar and Nawanshehar	200	1.28	1.45	421	300
3	Kapurthala Ferozpur KGB	2005	Kapurthala, Ferozpur	100	0.50			
Sub Total				660	4.65	2.67	616	428
New Delhi								
4	Parvatiya GB	2001	Chamba	300	1.55	1.50	1059	628
Sub Total				300	1.55	1.50	1059	628
Rajasthan								
5	Marudhar KGB	2001	Churu	300	1.55	1.36	283	148
6	Dungarpur Banaswara KGB	2002	Dungarpur	300	2.70	0.25	167	76
7	Aravali KGB	2003	Sawai Madhopur	450	3.75	0.22	65	4
8	Budhi-Chittorgarh KGB	2004	Bundi & Chittorgarh	240	2.30	0.00	0	0
9	Hadoti KGB	2000	Kota	300	1.55	1.11	611	411
10	Alwar Bharatpur KGB	2000	Alwar, Bharatpur	300	1.55	1.55	502	489
11	Alwar Bharatpur KGB	2004	Alwar, Bharatpur & Dholpur	315	2.21	2.21	390	322
12	Thar Anchalik GB	2001	Jodhpur, Jaisalmer & Barmer	300	1.25	0.17	440	225
13	Sriganganagar KGB	2004	Sriganganagar & Hanumangarh	200	1.95	1.78	671	274
14	Marwar KGB	2004	Pali, Jalore & Sirohi	375	3.43	2.71	319	218
Sub Total				3080	22.23	11.35	3448	2167
REGION TOTAL (A)				4040	28.43	15.51	5123	3223
B. NORTH EASTERN REGION								
Assam								
15	Lakhimi Gaonlia Bank	2004	Sivasagar, Jorhat, Golaghat, Nagaon and Morigaon	250	2.50	2.50	340	259
Sub Total				250	2.50	2.50	340	259
Mizoram								
16	Mizoram Rural Bank	2006	8 districts	500	7.50			
Sub Total				500	7.50			
Nagaland								
17	Nagaland Rural Bank	2003	Kohima, Phek, Wokha, Zunheboto & Dimapur	150	1.25	0.00	100	55
Sub Total				150	1.25	0.00	100	55
Manipur								
18	Manipur Rural Bank	2001	3 districts	200	2.35	0.38	577	384
Sub Total				200	2.35	0.38	577	384
REGION TOTAL (B)				1550	17.35	3.09	1082	702



STATEMENT – IX - B (Contd.)

(Amount Rs. Lakh)

Sl. No.	Region / State Name of RRB	Year of sanction	Districts to be covered	SHGs to be promoted	Grant sanctioned	Grant released	No. of SHGs	
							Promoted	Linked
C. EASTERN REGION								
Bihar								
19	Madhubani KGB	2000	Madhubani	300	1.55	0.53	152	102
20	Saran KGB	2002	Saran	130	1.32	0.00	65	2
21	Champan GB	2002	East & West Champaran	500	4.80	0.00	30	30
22	Magadh GB	2000	Gaya	300	1.55	0.00	74	16
23	Bhojpur Rohtas GB	2002	Bhojpur, Rohtas, Buxar & Kaimur	150	1.50	0.00	288	150
24	Bhagalpur Banka GB	2002		300	2.70	0.13	0	0
25	Munger KGB	2004	Munger, Khagaria, Jamui, Sheikhpura and Lakhisarai	270	2.70	0.00	0	0
Sub Total				1950	16.12	0.66	609	300
Jharkhand								
26	Hazaribagh KGB	2000	Hazaribagh, Chatra & Koderma	300	1.20	0.18	293	289
27	Giridih KGB	2003	Giridih & Bokaro	200	1.65	0.25	200	167
28	Palamau KGB	2000	Palamau & Garhwa	300	1.32	0.26	435	190
29	Santhal Pargana GB	2000	Deoghar, Godda, Dumka, Pakur & Sahebganj	300	1.55	0.28	238	135
Sub total				1100	5.72	0.96	1166	781
Orissa								
30	Dhenkanal GB	2002	Dhenkanal & Angul	460	2.35	1.84	498	313
31	Puri GB	2004	Puri, Khurda and Nayagarh	280	2.80	0.00	185	18
32	Koraput Panchabati GB	2002	Koraput	300	2.15	1.23	398	220
33	Bolangir anchalik GB	2002	Bolangir, Sonepur, Sambalpur, Deogarh, Baragarh, Jharsuguda & Sundergarh	1020	8.64	3.29	3952	3343
34	Kalahandi AGB	2003	Kalahandi, Kandhamal & Bodh	420	3.99	0.89	469	469
35	Rushikulya GB	2002	Ganjam & Gajapathy	540	2.43	0.27	384	209
36	Baitarani GB	2002	Keonjhar & Mayurbhanj	690	3.50	0.19	533	151
37	Balasore GB	2002	Balasore & Bhadrak	270	2.98	1.46	216	48
38	Cuttack GB	2004	Cuttack, Jeypore, Kendrapara and Jagatsinghpur	150	1.50	0.61	323	106
Sub Total				4130	30.34	9.78	6958	4877
West Bengal								
39	Nadia GB	2003	Nadia	175	1.46	0.00	0	0
40	Mallabhum GB	2003	Bankura, Purulia, East & West Medinipur	660	5.41	3.36	660	149
41	Sagar GB	2003	North 24 Parganas & South 24 Parganas	1000	6.00	3.83	1078	738
42	Mayurakshi GB	2004	Birbhum	540	2.51	0.46	329	164
Sub Total				2375	15.38	7.65	2067	1051
REGION TOTAL(C)				9555	67.56	19.05	10800	7009



STATEMENT – IX - B (Contd.)

(Amount Rs. Lakh)

Sl. No.	Region / State Name of RRB	Year of sanction	Districts to be covered	SHGs to be promoted	Grant sanctioned	Grant released	No. of SHGs	
							Promoted	Linked
D. CENTRAL REGION								
Madhya Pradesh								
43	Jhabua-Dhar KGB	2000	Jhabua & Dhar	300	1.55	0.67	556	353
44	Rajgarh Sehore GB	2000	Rajgarh & Sehore	300	1.35	0.64	718	286
45	Chambal KGB	2002	Morena, Bhind & Sheopur	300	2.70	0.00	8	8
46	Shivpuri Guna KGB	2004	Shivpuri and Guna	450	3.75	0.41	131	26
Sub Total				1350	9.35	1.71	1413	673
Chhattisgarh								
47	Durg Rajnandgaon KGB	2000	Durg & Rajnandgaon	300	1.55	0.00	276	110
48	Rajgarh KGB	2003	Raigarh & Jashpur	300	2.00	1.63	442	286
49	Bastar KGB	2005	Bastar. Dantewada and Kanker	400	4.00	0.00	142	73
50	Surguja KGB	2005	Surguja	300	2.70	0.00	147	94
Sub Total				1300	10.25	1.63	1007	563
Uttar Pradesh								
51	Farrukhabad GB	2002	Farrukhabad & Kannauj	420	3.64	1.42	325	201
52	Bhagirath GB	1998		325	4.12	3.58	335	284
53	Bareilly GB	2001	2 districts	300	2.45	2.32	363	302
54	Basti GB	2002	3 Districts	450	3.70	0.49	758	370
55	Gorakhpur KGB	2003	Gorakhpur, Maharajganj, Deoria & Kushinagar	750	6.10	3.93	876	570
56	Fatehpur KGB	2002	Fathepur	400	3.35	1.64	281	124
57	Allahabad KGB	2004	Allahabad	250	2.30	0.00	0	0
58	Prathama Bank	2002	Moradabad, Rampur & JP Nagar	1000	7.00	4.39	1141	912
59	Samyut Kshetriya Gramin Bank	2004	Azamgad, Mau and Ghazipur	540	4.13	0.06	50	14
60	Gomti Gramin Bank	2005	Jaunpur	200	1.75	0.54	120	4
61	Sultanpur Kshetriya Gramin Bank	2005	Sultanpur	200	1.75	1.33	200	56
62	Pratapgarh KGB	2005	Pratapgarh	200	1.75	0.00	0	0
63	Vindhyavasini Gramin Bank	2005	Mirzapur and Sonbhadra	200	1.75	0.00	3	2
64	Devi Patan KGB	2005	Gonda and Balrampur	200	2.75	0.58	106	49
65	Aligarh KGB	2005	2 districts	200	2.45	0.00	58	15
66	Jamuna RRB	2005	Agra and Ferozabad	300	4.25	0.00	0	0
Sub Total				5935	53.24	20.28	4616	2903
Uttaranchal								
67	Alaknanda GB	2002	Pauri, Chamoli & Rudraprayag	260	1.93	0.00	238	38
68	Nainital Almora KGB	2003	Nainital, Almora, Bageshwar & Udham Sigh Nagar	400	3.40	2.38	452	401
Sub Total				660	5.33	2.38	690	439
REGION TOTAL(D)				9245	78.17	26.00	7726	4578
E. WESTERN REGION(E)								
Gujarat								
69	Panchmahal Vadadora GB*	1998	Godhra	325	4.05	3.81	619	390
70	Surat Bharuch GB*	1998	Surat & Bharuch	325	3.89	3.72	672	157
71	Valsad Dangs GB	2003	3 districts	200	2.00	0.00	50	2
72	Kutch GB	2003	Kutch	300	1.75	0.28	122	1



STATEMENT – IX - B (Contd.)

(Amount Rs. Lakh)

Sl. No.	Region / State Name of RRB	Year of sanction	Districts to be covered	SHGs to be promoted	Grant sanctioned	Grant released	No. of SHGs	
							Promoted	Linked
73	Jamnagar Rajkot GB	2004	Jamnagar and Rajkot	150	1.50	0.00	0	0
74	Sabarkantha Gandhinagar GB	2004	Sabarkantha and Gandhinagar	250	2.09	0.00	150	20
75	Junagadh Amreli GB	2004	Junagadh Amreli and another district	250	2.30	0.00	0	0
76	Surendranagar Bhavnagar GB	2004	Surendranagar and Bhavnagar	250	1.85	0.00	70	14
Sub Total				2050	19.43	7.81	1683	584
Maharashtra								
77	Chandrapur Gadchiroli KGB	2000	Chandrapur & Gadchiroli	300	1.55	1.27	300	300
78	Ratnagiri Sindhudurg GB	2000	Ratnagiri	300	1.55	0.90	300	300
79	Aurangabad Jalna GB	2000	Aurangabad & Jalna	300	1.55	1.13	300	300
80	Sholapur GB	2000	Sholapur	300	1.55	0.47	300	300
81	Yavatmal GB	2001	Yavatmal	300	1.55	1.50	373	346
82	Akola GB	2003	Akola & Washim	330	2.86	2.86	500	347
83	Buldhana GB	2004	Buldhana	200	2.00	0.00	0	0
84	Marathwada GB	2002	Nanded, Latur, Hingoli, Beed, Parbhani & Osmanabad	750	5.60	5.30	750	750
85	Bhandara GB	2002	Bhandara & Gondia	300	1.90	1.74	500	426
86	Chandrapur Gadchiroli KGB	2005	Chandrapur & Gadchiroli	500	6.60	1.21	500	358
87	Thane Gramin Bank	2005	Thane	255	3.66	0.00	296	66
88	Ratnagiri Sindhudurg Gramin Bank	2006	Ratnagiri & Sindhudurg	350	4.80	0.70	203	71
89	Marathwada Gramin Bank	2007	Nanded, Latur, Hingoli, Beed, Parbhani & Osmanabad	1250	15.75	0.00	0	0
90	Vidharbha KGB	2008	4 districts	500	6.60			
Sub Total				5935	57.52	17.08	4322	3564
REGION TOTAL(E)				7985	76.95	24.89	6005	4148
F. SOUTHERN REGION								
Karnataka								
91	Varada GB	2002	Uttara Kannada	300	2.70	2.05	335	315
92	Chickmagalur Kodagu Grameena Bank	2004	Chickmagalur Kodagu	260	2.42	1.52	266	224
93	Malaprabha Grameena Bank	2004	Dharwad, Haveri, Gadag and Belgaum	600	4.00	3.40	703	615
Sub Total				1160	9.12	6.96	1304	1154
REGION TOTAL(F)				1160	9.12	6.96	1304	1154
TOTAL-On-going Projects		93		33535	277.56	95.50	32040	20814
Completed /closed projects		30		1050	8.85	8.33	1008	943
GRAND TOTAL		123		34585	286.41	103.83	33048	21757



STATEMENT – IX - C

SHG Bank Linkage - Grant Support to Co-operative Banks functioning as SHPIs as on 31 March 2008

List of Ongoing Projects

(Amount Rs. Lakh)

Sl. No.	Region / State Name of the DCCB / SCB	Districts to be covered	Year of sanction	SHGs to be promoted and linked	Grant sanctioned	Grant released	SHGs promoted	SHGs linked
A. NORTHERN REGION								
Punjab and Haryana								
1	Ropar CCB	Ropar	2005-06	50	0.75	0.75	0	0
Sub-Total				50	0.75	0.75	0	0
Himachal Pradesh								
1	HP SCB	6 districts	2005-06	500	7.50			
Sub-Total				500	7.50	0.00	0	0
Rajasthan								
1	Jodhpur	Jodhpur	2003-04	500	5.00	0.00	20	0
2	Barmer DCCB	Barmer	2006-07	500	7.50	1.74	239	239
3	Chittorgarh DCCB	Chittorgarh	2007-08	500	7.50	0.00	0	0
4	Jaipur DCCB	Jaipur	2007-08	500	7.50	0.00	0	0
Sub-Total				2000	27.50	1.74	259	239
REGION TOTAL (A)				2550	35.75	2.49	259	239
B. NORTH EASTERN REGION								
Meghalaya								
1	Meghalaya Co-operative Apex Bank Ltd. Meghalaya	East khasi Hills, West Khasi Hills, Ri-Bhoi, Jaintia, East Garo Hills, West Gaaro Hills & South Garo Hills	2007	300	4.50			
Sub-Total				300	4.50	0.00	0	0
Sikkim								
1	Sikkim State Co-op. Bank, Geyzing	West Sikkim	2004-05	10	0.11	0.04	11	0
Sub-Total				10	0.11	0.04	11	0
REGION TOTAL (B)				310	4.61	0.04	11	0
C. EASTERN REGION								
Orissa								
1	Keonjhar	Keonjhar	2004-05	500	4.85	0.00	0	0
2	Sundargarh	Sundargarh	2004-05	500	5.00	0.00	0	0
3	Balasore Badrak DCCB	Balasore & Badrak	1999	500	7.50			
Sub-Total				1500	17.35	0.00	0	0
West Bengal								
1	Burdwan	Burdwan	2003-04	1000	6.00	4.45	1080	492
2	Howrah	Howrah	2003-04	250	1.50	0.00	0	0
3	Nadia	Nadia	2003-04	700	4.20	0.00	0	0
4	Raiganj	Uttar Dinajpur & 3 blocks of Dakshin Dinajpur	2003-04	1000	6.00	3.00	1087	721
5	West Bengal SCB	South 24 Parganas	2004-05	500	3.00	2.40	502	311
6	Bankura	Bankura	2005-06	1200	9.25	0.00	0	0
7	Birbhum	Birbhum	2005-06	600	5.60	0.00	0	0



STATEMENT – IX - C (Contd.)

(Amount Rs. Lakh)

Sl. No.	Region / State Name of the DCCB	Districts to be covered	Year of sanction	SHGs to be promoted and linked	Grant sanctioned	Grant released	SHGs promoted	SHGs linked
8	Vidyasagar DCCB	Paschim Medinapur and Purba Medinapur	2006-07	800	5.60	1.89	385	0
9	Malda DCCB	Malda	2006-07	2000	15.50	1.49	936	33
10	Tamluk Ghatal DCCB	Purba Midnapore	2007-08	600	5.20	0.41	136	0
Sub-Total				8650	61.85	13.64	4126	1557
REGION TOTAL (C)				10150	79.20	13.64	4126	1557
D. CENTRAL REGION								
Madhya Pradesh								
1	Mandsaur	Mandsaur	2004-05	1000	7.00	3.28	1046	186
2	Shajapur	Shajapur	2004-05	250	2.50	0.00	0	0
3	Ratlam	Ratlam	2006-07	500	5.00	0.00	0	0
Sub-Total				1750	14.50	3.28	1046	186
Chhattisgarh								
1	Raipur CCB		2005-06	500	7.50	3.06	435	32
Sub-Total				500	7.50	3.06	435	32
Uttar Pradesh								
1	Moradabad CCB	Moradabad	2003-04	500	5.00	1.00	84	10
2	Firozabad CCB	Firozabad	2004-05	500	5.00	2.02	412	280
3	Saharanpur CCB	Saharanpur	2004-05	500	5.00	2.67	500	89
4	Shahjahanpur CCB	Shahjahanpur	2005-06	300	4.50	0.60	300	0
5	Rampur DCCB	Rampur	2005-06	500	7.50	0.00	28	0
6	Ghaziabad DCCB	Ghaziabad and Gautambuddha-nagar	2005-06	250	3.25	0.00	162	29
7	Pachimanchal Multi State Co-op. Society Ltd.		2005-06	50	1.45	1.37	50	20
8	Lakhimpur-Kheri DCCB	Lakhimpur-Kheri	2006-07	250	3.75	0.00	0	0
Sub-Total				2850	35.45	7.66	1536	428
Uttaranchal								
1	Garhwal Kotdwar	Pauli Garhwal	2003-04	300	3.00	0.00	300	0
2	Dehradun	Dehradun	2003-04	300	3.00	1.58	300	300
3	Almora	Almora & Bageshwar	2003-04	300	3.00	1.52	300	153
4	Chamoli	Chamoli & Rudraprayag	2003-04	300	3.00	0.00	0	0
5	Pithoragarh	Pithoragarh & Champawat	2003-04	300	3.00	0.78	221	23
6	Tehri Garhwal	Tehri Garhwal & Rudrya prayag	2003-04	300	3.00	0.00	0	0
7	Haldwani Nainital	Nainital & US Nagar	2003-04	300	3.00	0.60	300	300
8	Haridwar	Haridwar	2004-05	300	3.00	0.00	292	19
9	Uttar Kashi	Uttar Kashi	2004-05	500	4.00	0.00	0	0
Sub-Total				2900	28.00	4.48	1713	795
REGION TOTAL (D)				8000	85.45	18.47	4730	1441
E. WESTERN REGION								
Gujarat								
1	Banaskantha	Banaskantha	2003-04	500	5.00	1.28	235	0
2	Kaira [Kheda]	Kheda and Anand	2004-05	250	2.50	0.83	122	0



STATEMENT – IX - C (Contd.)

(Amount Rs. Lakh)

Sl. No.	Region / State Name of the DCCB / SCB	Districts to be covered	Year of sanction	SHGs to be promoted and linked	Grant sanctioned	Grant released	SHGs promoted	SHGs linked
3	Sabarkantha	Sabarkantha	2004-05	500	3.50	0.40	82	0
4	Amreli	Amreli	2004-05	250	2.50	0.00	0	0
5	Mehsana DCCB	Mehsana, Patan and Gandhinagar districts	2005-06	500	5.00	3.88	500	172
Sub-Total				2000	18.50	6.39	939	172
Maharashtra								
1	Nasik	Nasik	2003-04	500	3.50	0.00	0	0
2	Gadchiroli	Gadchiroli	2003-04	500	3.50	3.39	500	500
3	Ratnagiri	Ratnagiri	2003-04	500	5.00	4.75	500	418
4	Latur	Latur	2004-05	500	5.00	4.08	500	310
5	Chandrapur CCB	Chandrapur	2005-06	500	7.50	4.52	500	500
6	Amravati CCB	Amravati	2005-06	500	7.50	1.61	500	50
7	Ahmednagar CCB	Ahmednagar	2005-06	500	7.50	0.00	0	0
8	Sangli DCCB	Sangli	2006-07	1000	11.00	5.50	1000	0
9	Yavatmal DCCB	Yavatmal	2006-07	200	3.00	0.56	98	2
10	Jalgaon Janata Sahakari Bank Ltd.	Jalgaon	2006-07	200	3.00	1.57	200	58
11	Dhule DCCB	Dhule	2007-08	500	7.50	0.00	0	0
Sub-Total				5400	64.00	25.98	3798	1838
REGION TOTAL (E)				7400	82.50	32.37	4737	2010
F. SOUTHERN REGION								
Karnataka								
1	Kanara	Uttar Kannada	2004-05	500	5.00	4.17	610	275
2	Gulbarga	Gulbarga	2004-05	300	3.00	2.10	306	259
3	Raichur	Raichur	2005-06	500	7.50	3.44	608	199
4	Kodagu	Kodagu	2006-07	500	6.00	2.56	496	67
5	Bagalkot	Bagalkot	2007-08	500	7.50	0.00	0	0
6	Chikmagalur	Chikmagalur	2007-08	500	6.00			
Sub-Total				2800	35.00	12.26	2020	800
Kerala								
1	Alappuzha	Alappuzha	2004-05	500	4.75	3.53	500	500
2	Wayanad	Wayanad	2004-05	500	4.40	2.82	500	500
Sub-Total				1000	9.15	6.36	1000	1000
REGION TOTAL (F)				3800	44.15	18.62	3020	1800
TOTAL- On-going Projects		66		32210	331.66	85.64	16883	7047
Completed/Closed Projects		20		12200	94.56	92.86	17498	12341
GRAND TOTAL		86		44410	426.22	178.49	34381	19388



STATEMENT – IX - D

SHG Bank Linkage - Grant Support to Individual Rural Volunteers (IRVs) as on 31 March 2008

(Amount Rs. lakhs)

Sl. No.	Region/Name of the Bank	Year of sanction	No. of IRVs to be associated	No. of SHGs to be promoted and linked	Amount sanctioned	SHGs Promoted	SHGs Linked	Grant released	No. of volunteers associated
A. NORTHERN REGION									
Himachal Pradesh									
1	Parvatiya Gramin Bank	2005	20	250	3.25	0	0	0.00	0
2	SBI	2005	Discretion of bank	900	16.20	131	0	0.00	0
Sub-Total			20	1150	19.45	131	0	0.00	0
Rajasthan									
1	MGB Gramin Bank	2006	25	250	4.50	9	2	0.44	0
2	Hadoti KGB	2006	82	820	14.76	0	0	0.01	0
3	Jodhpur DCCB	2006	18	180	3.24	57	0	0.61	0
4	Rajasthan Gramin Bank	2007	50	500	9.00	0	0	0.00	0
5	Nagaur DCCB	2007	45	450	8.10	0	0	0.00	0
6	Udaipur DCCB	2007	28	280	5.04	0	0	0.00	0
7	Bhilwara DCCB	2007	25	250	4.50	0	0	0.00	0
8	Ganganagar Kendriya Sahakari Bank Ltd	2007	50	500	9.00	0	0	0.00	0
9	Jalore DCCB	2008	25	250	4.50	0	0	0.00	0
10	Baroda Rajasthan Gramin Bank	2008	105	1050	18.90	0	0	0.00	0
Sub-Total			453	4530	81.54	66	2	1.06	0
REGION TOTAL (A)			473	5680	100.99	197	2	1.06	0
B. NORTH EASTERN REGION									
Assam									
1	Assam Gramin Vikas Bank	2006	15	640	11.52	1069	358	5.10	64
2	Langpi Dehangi Rural Bank	2007	62	620	11.16	263	75	1.05	62
3	State Bank of India	2007	25	250	4.50	156	56	1.00	0
Sub-Total			102	1510	27.18	1488	489	7.15	126
REGION TOTAL (B)			102	1510	27.18	1488	489	7.15	126
C. EASTERN REGION									
Bihar									
1	Samstipur KGB	2003	30	300	3.75	328	168	2.52	0
2	Samastipur DCCB	2006	26	260	3.38	0	0	0.00	0
3	SBI Bihar	2006	110	1100	19.80	0	0	0.00	0
4	SBI, Bihar	2006	56	560	10.08	0	0	0.00	0
5	Uttar Bihar KGB	2006	60	600	10.80	0	0	0.00	0
6	SBI Bihar	2007	11	110	1.98	0	0	0.00	0
7	CBI, Bihar	2007	30	300	5.40	0	0	0.00	0
Sub-Total			323	3230	55.19	328	168	2.52	0
Jharkhand									
1	Singhbhum Kshetriya Gramin Bank	2005	25	250	3.25	0	0	0.00	0
2	SBI Jharkhand	2006	30	300	5.40	0	0	0.00	0
Sub-Total			55	550	8.65	0	0	0.00	0
Orissa									
1	Koraput - Panchbati GB	2001	50	500	6.90	500	500	4.75	48
2	Kalahandi AGB	2003	30	300	3.90	283	0	0.55	30
3	Dhenkanal Gramya Bank	2005	25	250	3.25	0	0	0.00	0
4	SBI Orissa	2006	112	1125	20.25	449	239	1.66	0
Sub-Total			217	2175	34.30	1232	739	6.95	78
West Bengal									
1	Uttar Banga Kshetriya Gramin Bank	2005	30	300	3.90	0	0	0.25	0
2	Murshidabad Gramin Bank	2005	25	375	4.88	409	184	2.86	0



STATEMENT – IX - D (Contd.)

(Amount Rs. Lakh)

Sl. No.	Region/Name of the Bank	Year of sanction	No. of IRVs to be associated	No. of SHGs to be promoted and linked	Amount sanctioned	SHGs Promoted	SHGs Linked	Grant released	No. of volunteers associated
3	Hooghly DCCB	2005	25	250	4.50	0	0	0.00	0
4	Tamluk Ghatal CCB	2006	25	250	3.25	250	133	1.88	0
	Sub-Total		105	1175	16.53	659	317	4.99	0
	REGION TOTAL (C)		700	7130	114.67	2219	1224	14.46	78
D. CENTRAL REGION									
Madhya Pradesh									
1	Chambal-Gwalior KGB (erstwhile	2001	25	250	3.45	35	10	0.12	20
2	Gwalior-Datia KGB)								
3	Jhabua Dhar KGB	2008	26	233	4.19				
	Sub-Total		51	483	7.64	35	10	0.12	20
Chhattisgarh									
1	Rajnandgaon DCCB	2001	25	250	3.45	271	117	0.510	25
2	State Bank of India	2005	100	1000	11.14	0	0	0.000	0
	Sub-Total		125	1250	14.59	271	117	0.510	25
Uttar Pradesh									
1	Mathura DCCB	2001	25	250	3.45	0	0	0.00	
2	Bareilly Gramin Bank- RRB	2005	20	250	3.25	68	9	0.16	16
3	Prathama Bank	2006	40	400	7.20	0	0	0.00	0
4	Avadh Gramin Bank	2007	40	400	7.20	0	0	0.00	0
5	Shreyas Gramin Bank	2007	120	1200	21.60				
6	Kisan Gramin Bank	2007	25	250	4.50				
7	Purvanchal Gramin Bank	2007	175	1750	31.50				
8	Canara Bank	2007	25	250	4.50	0	0	0.00	0
9	Uttar Pradesh Gramin Bank, Meerut	2007	125	1250	22.50	0	0	0.00	0
10	Meerut DCCB	2008	90	900	16.20				
11	Firozabad DCCB	2008	50	500	9.00				
	Sub-Total		735	7400	130.90	68	9	0.16	16
	REGION TOTAL (D)		911	9133	153.13	374	136	0.79	61
E. WESTERN REGION									
Maharashtra									
1	Bhandara Gramin Bank	2004	25	250	3.25	253	178	1.75	0
2	Chandrapur-Gadchiroli Gramin Bank - RRB	2005	25	250	3.25	250	234	3.09	0
3	Ratnagiri-Sindhudurg Gramin Bank - Ratnagiri district - RRB	2005	30	250	3.25	318	158	2.60	0
4	Ratnagiri-Sindhudurg Gramin Bank - Sindhudurg district - RRB	2005	20	250	3.25	0	0	0.00	0
5	Yavatmal Gramin Bank	2005	12	250	3.25	201	89	0.00	0
6	Solapur Gramin Bank	2005	12	250	4.50	163	57	0.54	0
7	Chandrapur DCCB	2006	15	250	4.50	294	69	1.49	0
	Gadchiroli CCB	2006	21	250	4.50	90	18	0.82	0
8	SBI	2006	44	750	13.50	0	0	0.00	0
9	Latur DCCB	2006	25	250	4.50	20	0	0.09	0
10	SBI (Repeat)	2006	10	250	4.50	0	0	0.00	0
11	Yavatmal DCCB (Repeat)	2006	10	100	1.80	77	1	0.35	0
12	Sangli DCCB	2006	25	250	4.50	172	0	0.66	0
13	Aurangabad Jalna GB	2006	9	90	1.62	0	0	0.00	0
14	Ratnagiri DCCB	2008	50	500	9.00				
15	Solapur DCCB	25	250	4.500					
	Sub-Total		358	4440	73.67	1838	804	11.38	0
	REGION TOTAL (E)		358	4440	73.67	1838	804	11.38	0
	Dena Bank - Maharashtra, Gujarat and Chattisgarh	2006	Discretion of bank	750	13.50	0	0	0.00	0
	GRAND TOTAL		2544	28643	483.14	6116	2655	34.84	265



List of Abbreviations

BIRD	:	Bankers Institute of Rural Development
BLBC	:	Block level Bankers Committee
BOSCO	:	BOSCO Out Reach
CBs	:	Commercial Banks
CEO	:	Chief Executive Officer
DDM	:	District Development Manager
DDO	:	District Development Officer
DCCB	:	District Central Co-operative Bank
FC	:	Farmers' Club
FWWB	:	Friends of Women's World Banking
GB	:	Gramin (Gramya) Bank
GoI	:	Government of India
IAS	:	Indian Administrative Service
IRV	:	Individual Rural Volunteer
IFAD	:	International Fund for Agricultural Development
KBK	:	Kalahandi-Koraput-Bolangir
KGB	:	Kshetriya Gramin(Gramya) Bank
MF	:	Micro Finance
MFIs	:	Micro Finance Institutions
MEDP	:	Micro Enterprises Development Programme
MFDEF	:	Micro Finance Equity and Development Fund
NABARD	:	National Bank for Agriculture and Rural Development
NBFC	:	Non Banking Financial Company
NGO	:	Non Governmental Organisation
PACS	:	Primary Agricultural Co-operative Society
PRI	:	Panchyati Raj Institution
RFA	:	Revolving Fund Assistance
RRB	:	Regional Rural Bank
RBI	:	Reserve Bank of India
SAHARDA	:	Sahakara Rural Development Academy
SGSY	:	Swarnjayanti Gram Swa-rojgar Yojna
SDC	:	Swiss Agency for Development Co-operation
SLRCCDI	:	State Level Review and Co-ordination Committee on Credit Delivery Innovations
SHG	:	Self Help Group
SHPI	:	Self Help Promoting Institution
UT	:	Union Territory
WEDA	:	Women Education Development Agency



सूक्ष्म ऋण नवप्रवर्तन विभाग

Micro Credit Innovations Department

राष्ट्रीय कृषि और ग्रामीण विकास बैंक

NATIONAL BANK FOR AGRICULTURE & RURAL DEVELOPMENT

Head Office : C 24, G Block, Bandra Kurla Complex, Bandra (E), Mumbai 400 051 - INDIA

Tel.: +91 222653 0084 / Fax : +91 22 2652 8141

www.nabard.org • email: mcid@nabard.org